



# Poised For Discovery

TSX.V: CCCM

**Corporate Presentation**  
November 2025

**C3METALS.COM**



# Forward-Looking Statement

- **Forward-Looking Statement** This presentation contains certain statements that may constitute forward-looking information under applicable securities laws. All statements, other than those of historical fact, which address activities, events, outcomes, results, developments, performance or achievements that C3 Metals anticipates or expects may or will occur in the future (in whole or in part) should be considered forward-looking information. In some cases, forward-looking information is identified by the use of terms and phrases such as “anticipate”, “believe”, “could”, “estimate”, “expect”, “intend”, “may”, “plan”, “predict”, “project”, “will”, “would”, and similar terms and phrases, including references to assumptions. Such information may involve, but is not limited to, comments with respect to strategies, expectations, planned operations or future actions. These forward-looking statements are based on currently available competitive, financial and economic data and operating plans as of the date of this presentation but are subject to known and unknown risks, uncertainties and other factors that may cause actual results, performance or achievements or industry results to be materially different from those expressed or implied by such forward-looking information. Such factors are based on information currently available to C3 Metals, including information obtained from third-party industry analysts and other third-party sources, and are based on management’s current expectations regarding future growth, results of operations, future capital (including the amount, nature and sources of funding thereof) and expenditures. The forward-looking information contained in this presentation is expressly qualified by this cautionary statement
- A number of risks, uncertainties and other factors could cause actual results to differ materially from the results discussed in the forward-looking information, including, but not limited to, the following: risks associated with reliance on key personnel; financial health of C3 Metals’ and its related cash flows; general industry and market conditions and growth rates; failure to realize anticipated benefits of acquisitions and monetization opportunities; legislative and regulatory developments; reliance on major customers; general economic conditions and levels of economic activity including interest rate and currency exchange rate fluctuation; current global financial conditions; failure to realize on growth initiatives; financing risks; degree of competition in the industry; risks associated with the development of projects; changes in employee relations; control of costs and expenses including inability to repay maturing debt and to fund capital expenditures and future acquisitions and dependence on information systems and technology; retaining main customers risk.
- Forward-looking information reflects C3 Metals’ current beliefs and is based on information currently available to C3 Metals and on assumptions it believes to be reasonable. In some instances, material factors or assumptions are discussed in this presentation in connection with statements containing forward-looking information. Such material factors and assumptions include, but are not limited to: the Company’s ability to execute on its business plan; the continued success of business development activities; new assets or projects will continue to be added to the Company’s portfolio. The forward-looking information is made as of the date of this presentation and C3 Metals assumes no obligation to update or revise such information to reflect new events or circumstances, except as may be required by applicable law. Because of the risks, uncertainties and assumptions contained herein, prospective investors should not read forward-looking information as guarantees of future performance or results and should not place undue reliance on forward-looking information. Nothing in this presentation is, or should be relied upon as, a promise or representation as to the future.
- There is no warranty or guarantee given by any person as to any forecast or financial outlook contained herein. In addition, such forecasts and financial outlooks reflect various assumptions by C3 Metals. Although C3 Metals believes these assumptions to be reasonable, C3 Metals can give no assurance that such assumptions will prove to be correct and readers are cautioned that such assumptions may prove to be incorrect. The actual results achieved will vary from the forecast or financial outlook results and the variations may be material. There is no guarantee that any forecasts or financial outlooks will be achieved in whole or in part. To the extent any forward-looking statements contain forecasts or financial outlooks, such information is being provided solely to enable a reader to assess C3 Metals’ financial condition and its operational history and experience in the resource exploration industry. Readers are cautioned that this information may be not appropriate for any other purpose, including investment decisions.
- Industry and other statistical data presented in this presentation, except where otherwise noted, have been compiled from sources and participants which, although not independently verified by C3 Metals, are considered by C3 Metals to be reliable sources of information. References in this presentation to research reports or to articles and publications should be not construed as depicting the complete findings of the entire referenced report or article.
- Data for the Jasperoide Project was retrieved from Hochschild Mining’s database and internal reports. Hochschild was operator on the Jasperoide project from 2011 to 2012 and completed 2 drill Programs. C3 Metals had access to the entire drill database and was confident that the reporting of the information was to industry standard practice. The Company has not completed sufficient work to verify all the historic information on the Jasperoide Project.
- The Qualified Person responsible for the technical information in this presentation is Stephen Hughes P. Geo., C3 Metals’ Vice President Exploration, who has approved the technical information included herein. Any reference to historical estimates and resources should not be relied upon. These are not current and a Q.P. has not done sufficient work to classify these historical estimate and C3 Metals Inc. is not treating the historical estimate as a current resource estimate.

# Who We Are



# C3 Metals' Board & Senior Management

## Serial Resource Industry Value Creators



**DAN SYMONS**  
President & CEO, Director

- +20 years of mining industry experience in business development, corporate development and investor relations
- Argonaut Gold, Romarco Minerals and Renmark Financial



**TONY MANINI BSc (Hons), FAusIMM, FSEG**  
Chairman

- +30 years in exploration, mine development, mine operations, corporate and capital markets
- Rio Tinto, Oxiana, Co-founder EMR Capital



**ZIMI MEKE B.Eng (Mech) Hons, FAusIMM, MAICD, FIEAust**  
Independent Director

- +25 years experience in the design, construction and operation of processing and infrastructure globally
- Founder, MD and CEO of Ausenco



**FERNANDO PICKMANN LL.M**  
Independent Director

- Lawyer and partner in Dentons' Lima Peru office. Consultant to Peru Government and legal advisor to resource companies
- President, COO and Director of Regulus Resources



**YALE SIMPSON BApSc**  
Independent Director

- +30 years experience
- Co-chairman Extorre Gold Mines Ltd bought by Yamana Gold
- Co-Chairman of Exeter Resources bought by Goldcorp/Barrick



**KIMBERLY ANN ARNTSON**  
Independent Director

- Founder, CEO and Director of LARG. Corporate development and finance specialist
- Prodigy Gold, M&A \$340M bought by Argonaut Gold



**STEPHEN HUGHES BSc (Hons), APGNS, PGO (P.Geo)**  
Vice President Exploration, Director

- +25 years technical and management experience in exploration, development and mine geology
- 12 years Freeport McMoRan Copper & Gold



# Proven Track Record of DISCOVERY & SUCCESS

At all Stages of Exploration and Mining

## A Combination of Capital Markets and Technical Expertise

### DAN SYMONS

Strategic, Entrepreneurial  
Leader Driving Growth &  
Success



- ✓ Approximately 20 years mining executive
- ✓ Stakeholder relations & corporate development leader
- ✓ Key role in highly successful junior-mid tier growth companies
- ✓ **M&A transactions over \$950M**
- ✓ **Equity financings over \$650M**
- ✓ **Debt financings over \$500M**



### STEVE HUGHES

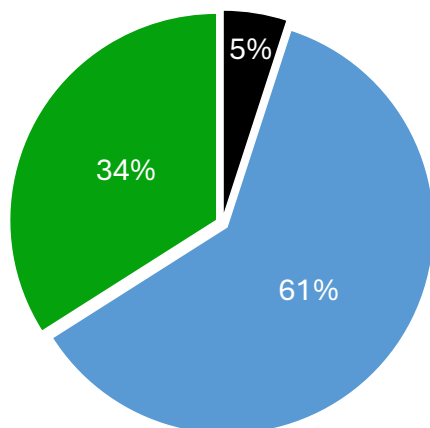
Visionary, Expert Porphyry  
Geologist Unlocking Value  
Through Discovery and  
Delineation



- ✓ +25 years exploration, development & technical leadership
- ✓ Extensive experience in: Greenfields, Delineation and Feasibility
- ✓ Mining expertise in: Large Scale Block Cave, Stope & Open Pit
- ✓ **Discovery and/or delineation of over 34B lbs. Copper and 47Mozs Gold (14 projects)**

# Shareholder Breakdown & Analyst Coverage

Over 65% Insider, Strategic & Institutionally Held



■ INSIDERS ■ INSTITUTIONAL/ STRATEGIC ■ HIGH NET WORTH /RETAIL

## Analyst Coverage



**PARADIGM**  
CAPITAL

**Paradigm Capital**  
Lauren McConnell

## Share Structure

Outstanding Shares	99.9M
Options	6.3M
Cash	C\$10M
Share Price (at November 4, 2025)	C\$1.01
Market Cap	C\$101M

## Institutions



Ingalls & Snyder Investment Management



Equinox Partners Investment Management



Konwave AG



Resource Capital Funds



Aegis Funds



Pathfinder Asset Management



J Zechner & Associates



DONALD SMITH  
& COMPANY

Donald Smith & Company



Ninepoint Partners



CQS Investment Management



Vestcor Corp.



KINGS ROAD  
CAPITAL

Kings Road Capital

# Business Strategy



# Business Strategy



**Copper/Gold focused**



**Build Portfolio district-scale assets**



**Evaluate through systematic exploration**

- **Managing Risk** - Decision point once enough data has been collected:

**Divest**

recycle capital back  
into the business

**Partner**

project has significant potential  
but capital intensive and/or  
boasts synergies with  
neighbouring company

**Keep 100%**

good grade  
mineralization near  
surface = low capital  
intensity

# C3 Metals and Freeport Execute Earn-In Agreement for up to US\$75 Million



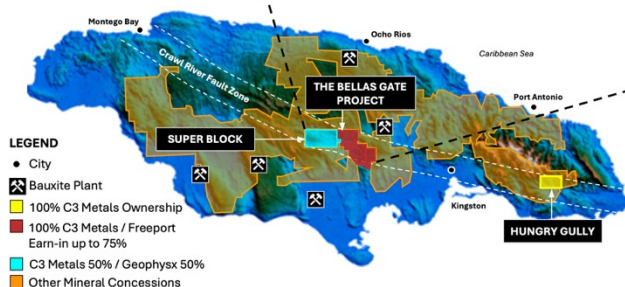
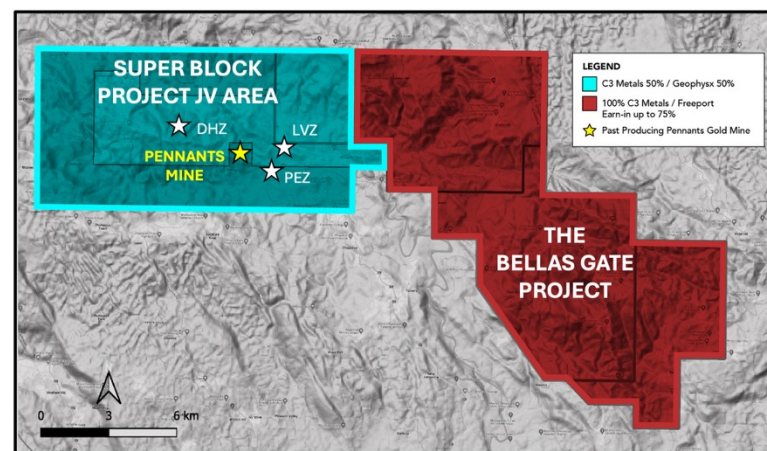
**Two-Stage Earn-In:** Freeport-McMoRan can acquire up to 75% ownership in the Bellas Gate Project by funding up to US\$75M in exploration and project-related expenditures.

## ■ Stage One

- Freeport funds US\$25M over five years to earn 51% interest.
- C3 remains the operator.

## ■ Stage Two

- After earning 51%, Freeport can increase its stake to 75%.
- Requires an additional US\$50M over four years.
- Freeport becomes operator.



# Freeport-McMoRan: A Global Leader in Copper & Gold

## OVERVIEW<sup>1</sup>

- **Global Leader in Copper** – Focused on being the foremost copper producer.
- Headquartered in Phoenix, Arizona.
- **Diverse, Large-Scale Assets** – Operates long-lived mines with significant copper, gold, and molybdenum reserves.
- **Market Cap US\$56B** (at May 12, 2025)
- **2024 Sales:**
  - **Copper: 4.1B lbs.**
  - **Gold: 1.8M oz.**
  - **Molybdenum: 78M lbs.**
- **Copper Unit Net Cash Costs: \$1.56/lb.**
- **Adjusted EBIDTA: \$10.0B**
- **Operating Cash Flow: \$7.2B**

<sup>1</sup> Source: www.fcx.com





# **Our Projects**

**Jamaica: New and Emerging  
Copper District**

**Blue Sky Exploration Upside**

# JAMAICA: Government Supportive & Favorable Environment



Mining **2<sup>nd</sup>**  
Largest Industry  
in Jamaica



**70+ year**

Bauxite industry

- US\$500-600M annual exports
- Alumina refinery in country



**75+ years**

Mining law in  
place  
(since 1947)




**150+**

Open-pit  
limestone /  
aggregate mines

## Jamaican Mining History

- Historical Mining – 1600s and 1800s, Spanish and British
- Modern day gold mine (Pennants) closed as recently as 2004
- Supportive government
- Streamlined permitting
  - Two-three months to obtain five-year drill permits

# JAMAICAN MINERAL SECTOR IS SEEKING INVESTMENT IN METALLIC MINERALS



## MINES AND GEOLOGY DIVISION

The Economic Geology Unit is responsible for the identification and evaluation of Jamaica's mineral resources as well as making recommendation for their economic exploitation.

The activities of this unit includes:

*Metallic Minerals*

*The sub-units activities include:*

- The identification and evaluation of the precious and base metal potential ( gold(Au), silver( Ag), copper(Cu), nickel(Ni), lead (Pb) ) of the island.
- To generate a comprehensive metallic mineral database of the island with emphasis on its application to mining and environmental management, epidemiology and agriculture.
- To promote and encourage investment in non-bauxite metallic minerals as a means of diversifying the minerals sector.

*Industrial Minerals*

## MINES AND GEOLOGY DIVISION OF THE MINISTRY OF AGRICULTURE, FISHERIES AND MINES

**“The identification and evaluation of the precious and base metal potential gold, copper on the island.**

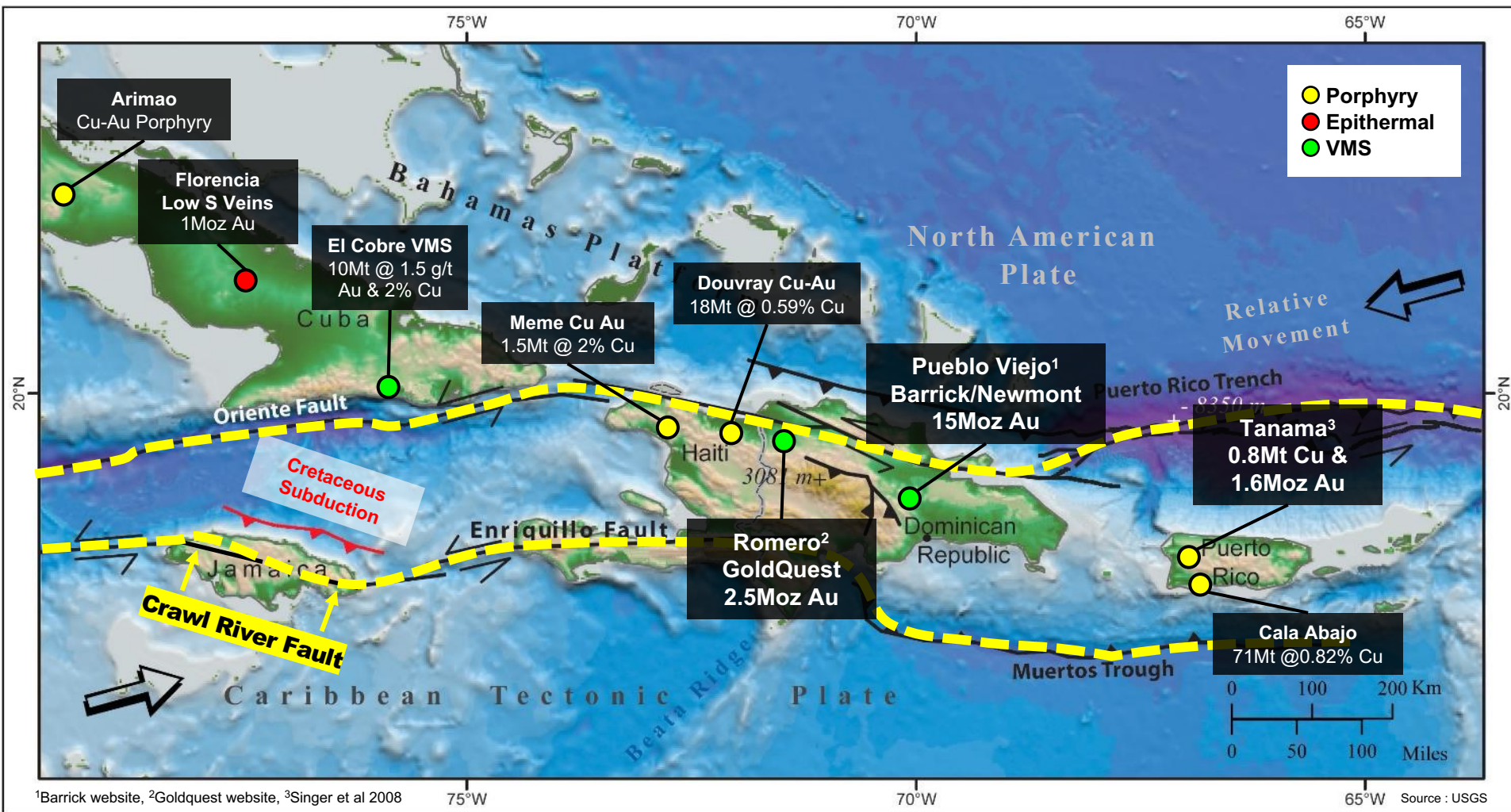
**“To promote and encourage investment in non-bauxite metallic minerals as a means of diversifying the minerals sector.”**

Source: <https://mgd.gov.jm/economic-geology> MINES & GEOLOGY Division



# Copper and Gold Deposits of the Caribbean

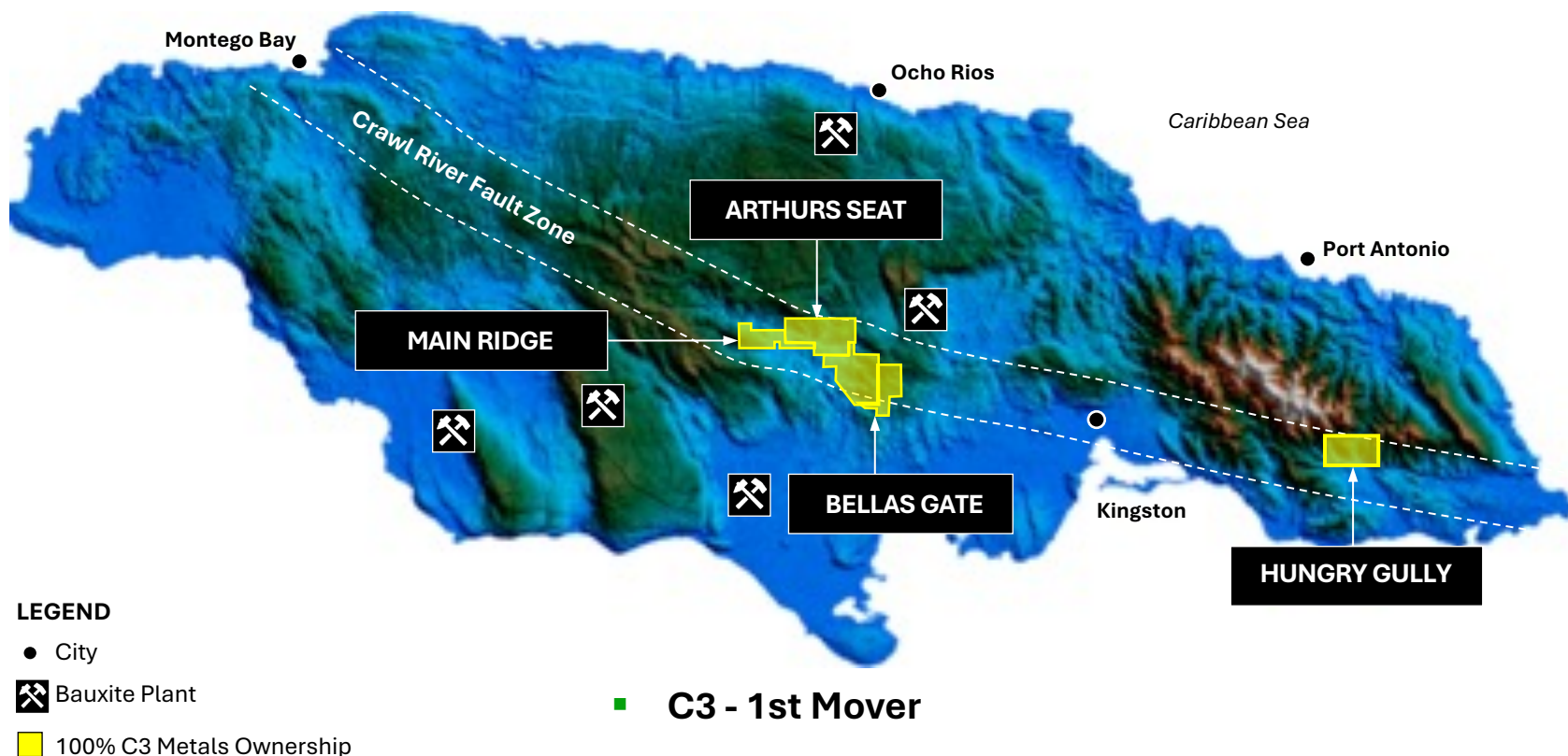
Productive for Porphyry & Epithermal Cu-Au Deposits



## JAMAICA – Under-explored Cretaceous Arc

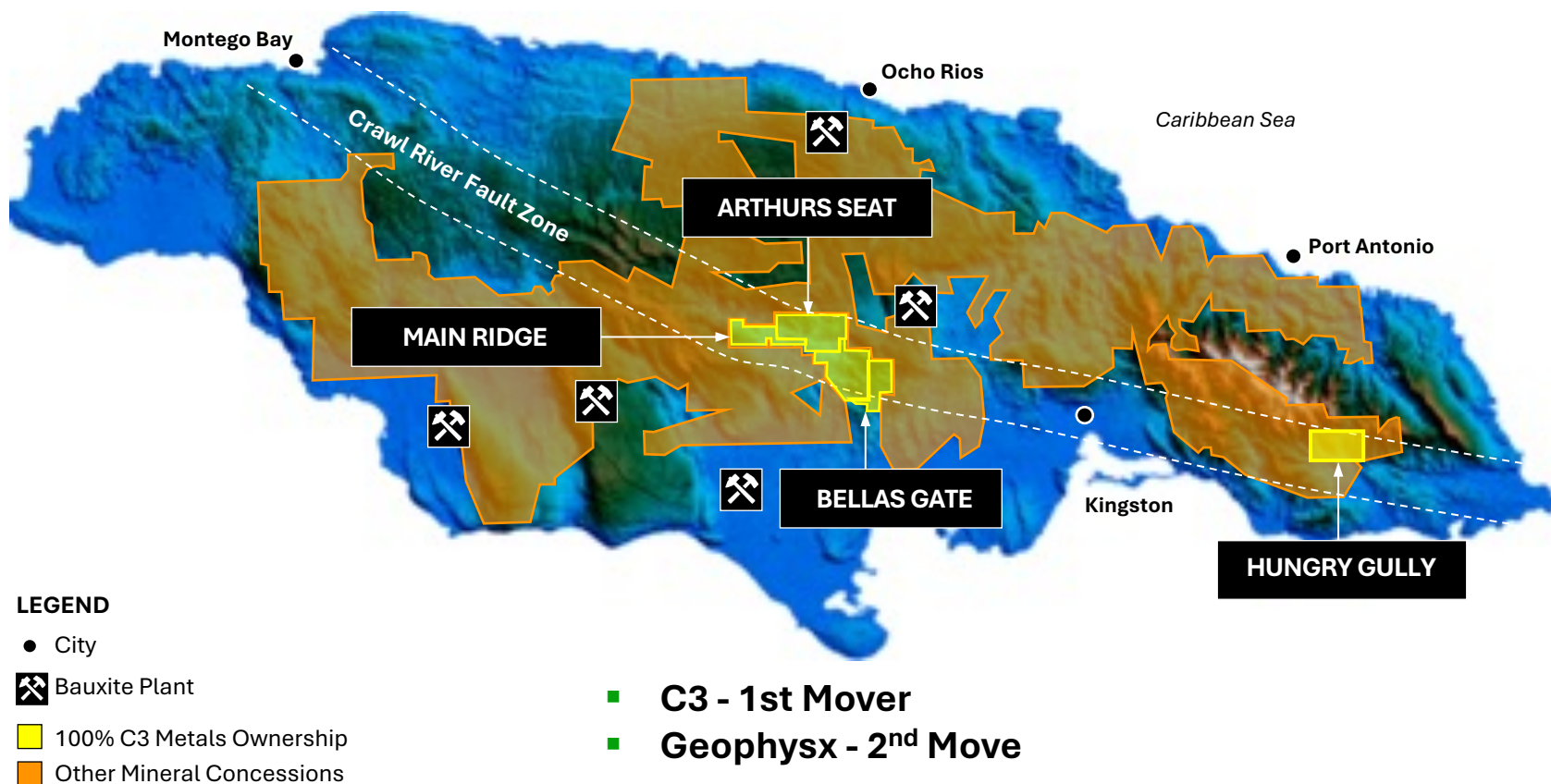
# C3 Metals First Mover Advantage in Jamaica

Mining is the Second Largest Industry in the Country



# C3 Metals First Mover Advantage in Jamaica

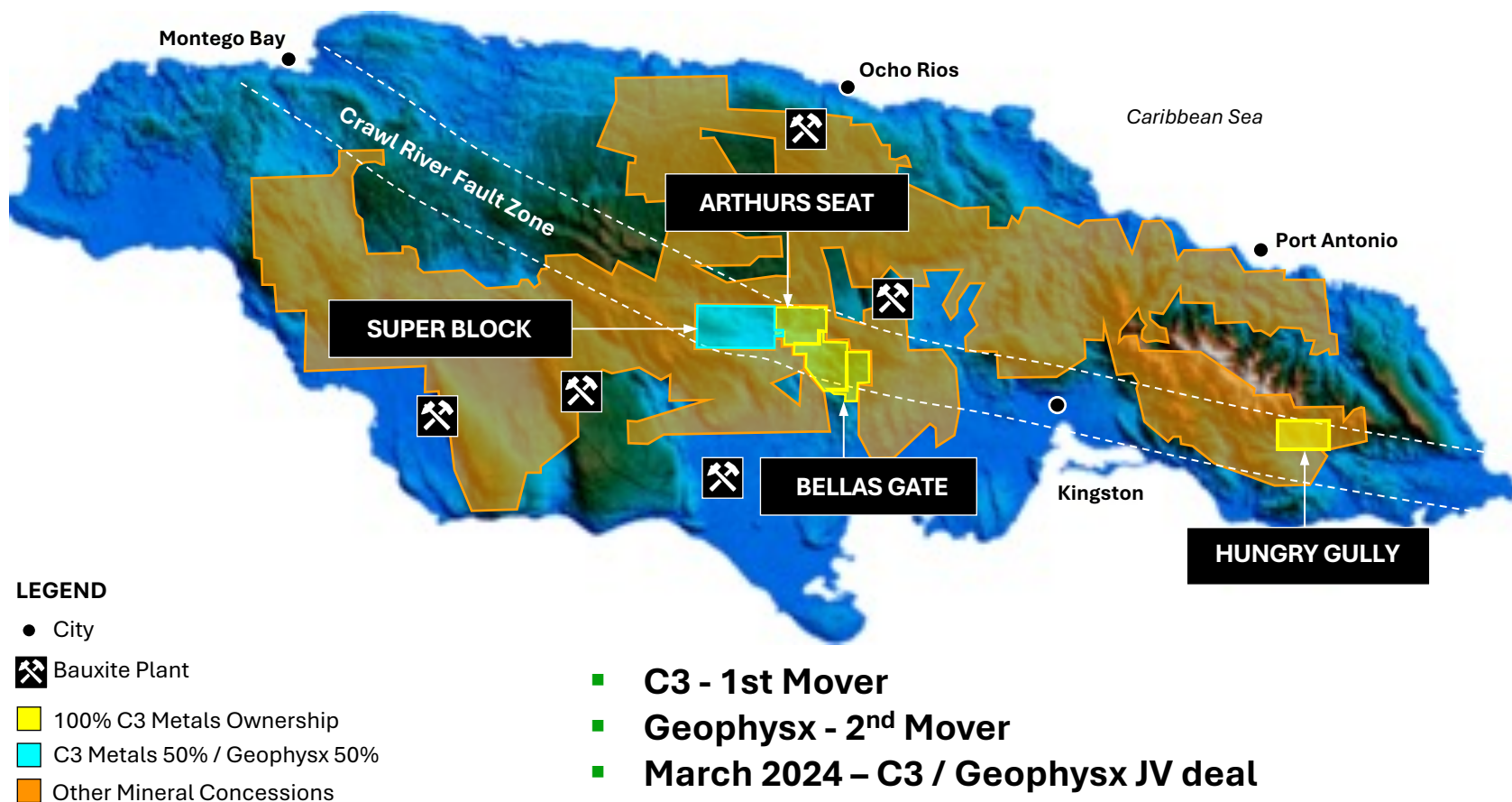
Mining is the Second Largest Industry in the Country





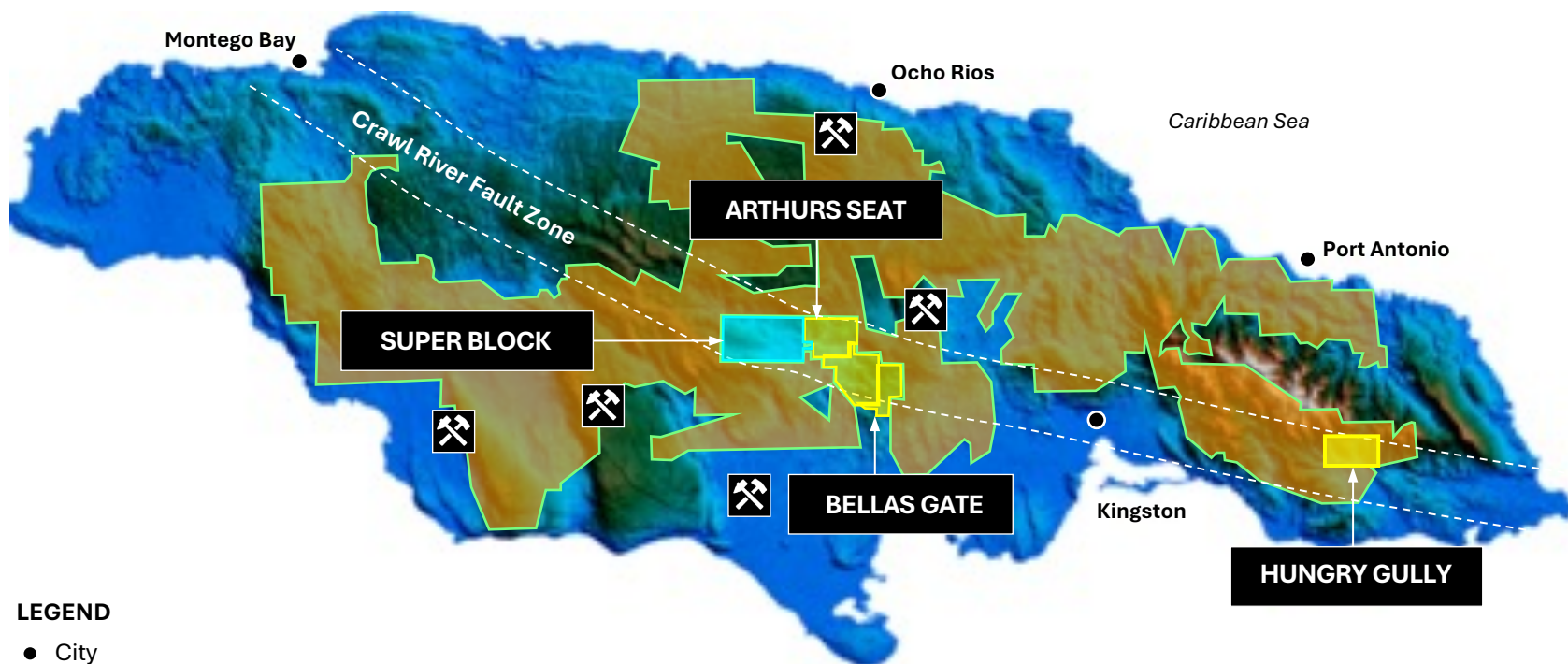
# C3 Metals First Mover Advantage in Jamaica

Mining is the Second Largest Industry in the Country



# C3 Metals First Mover Advantage in Jamaica

Mining is the Second Largest Industry in the Country



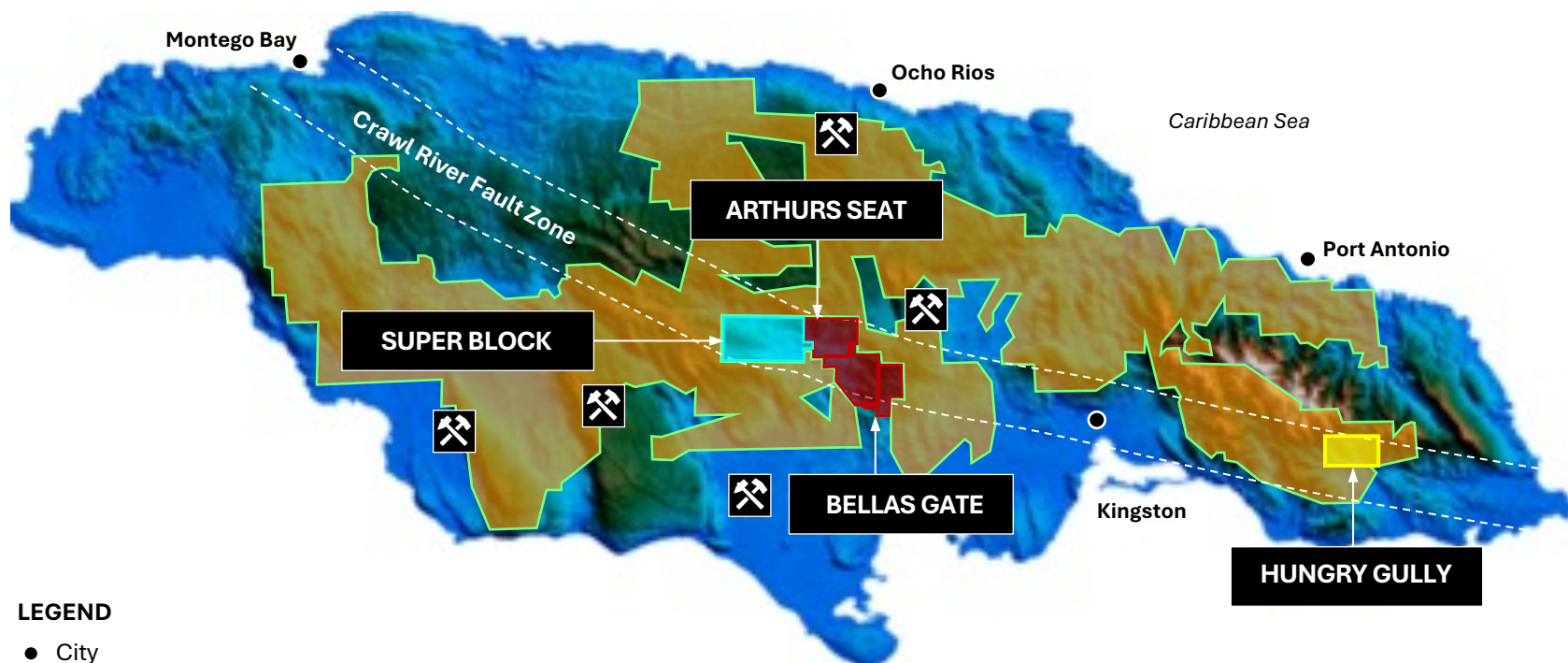
## LEGEND

- City
- ⚒ Bauxite Plant
- 100% C3 Metals Ownership
- C3 Metals 50% / Geophysx 50%
- Other Mineral Concessions

- C3 - 1st Mover
- Geophysx - 2<sup>nd</sup> Mover
- March 2024 – C3 / Geophysx JV deal
- May 2024 – Barrick / Geophysx earn-in JV

# C3 Metals First Mover Advantage in Jamaica

Mining is the Second Largest Industry in the Country



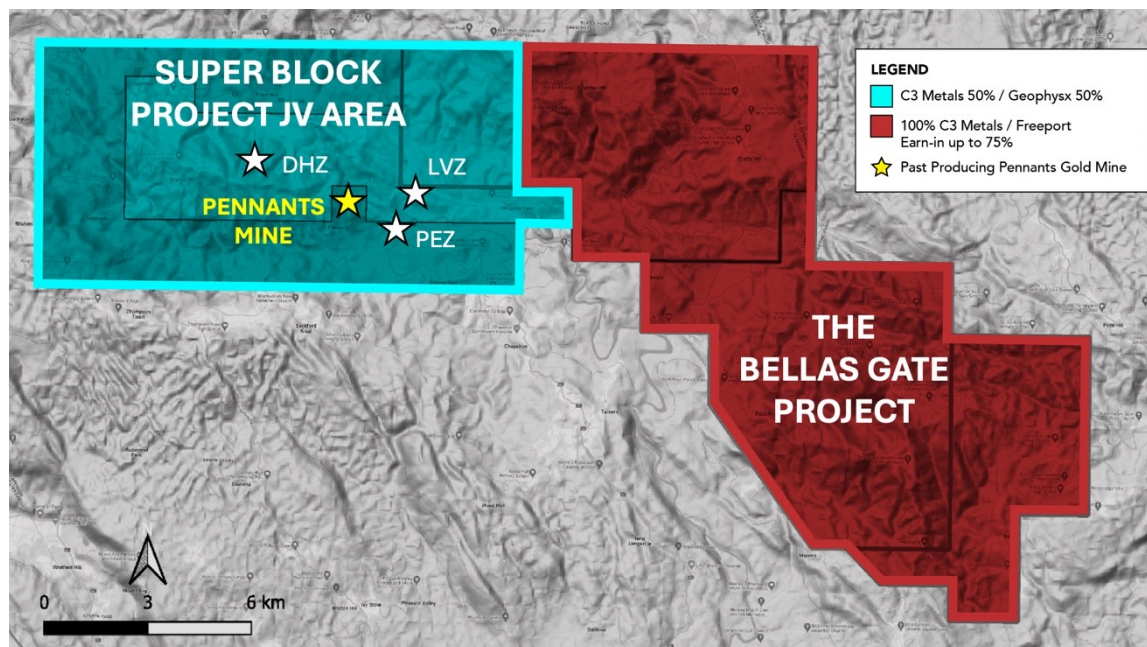
## LEGEND

- City
- ⚒ Bauxite Plant
- 100% C3 Metals Ownership
- C3 Metals 50% / Geophysx 50%
- 100% C3 Metals / Freeport Earn-in up to 75%
- Other Mineral Concessions

- **C3 - 1st Mover**
- **Geophysx - 2<sup>nd</sup> Mover**
- **March 2024 – C3 / Geophysx JV deal**
- **May 2024 – Barrick / Geophysx earn-in JV**
- **February 2025 – Freeport Earn-In up to US\$75M for 75%**



# 50/50 Partnership with Geophysx Jamaica Limited



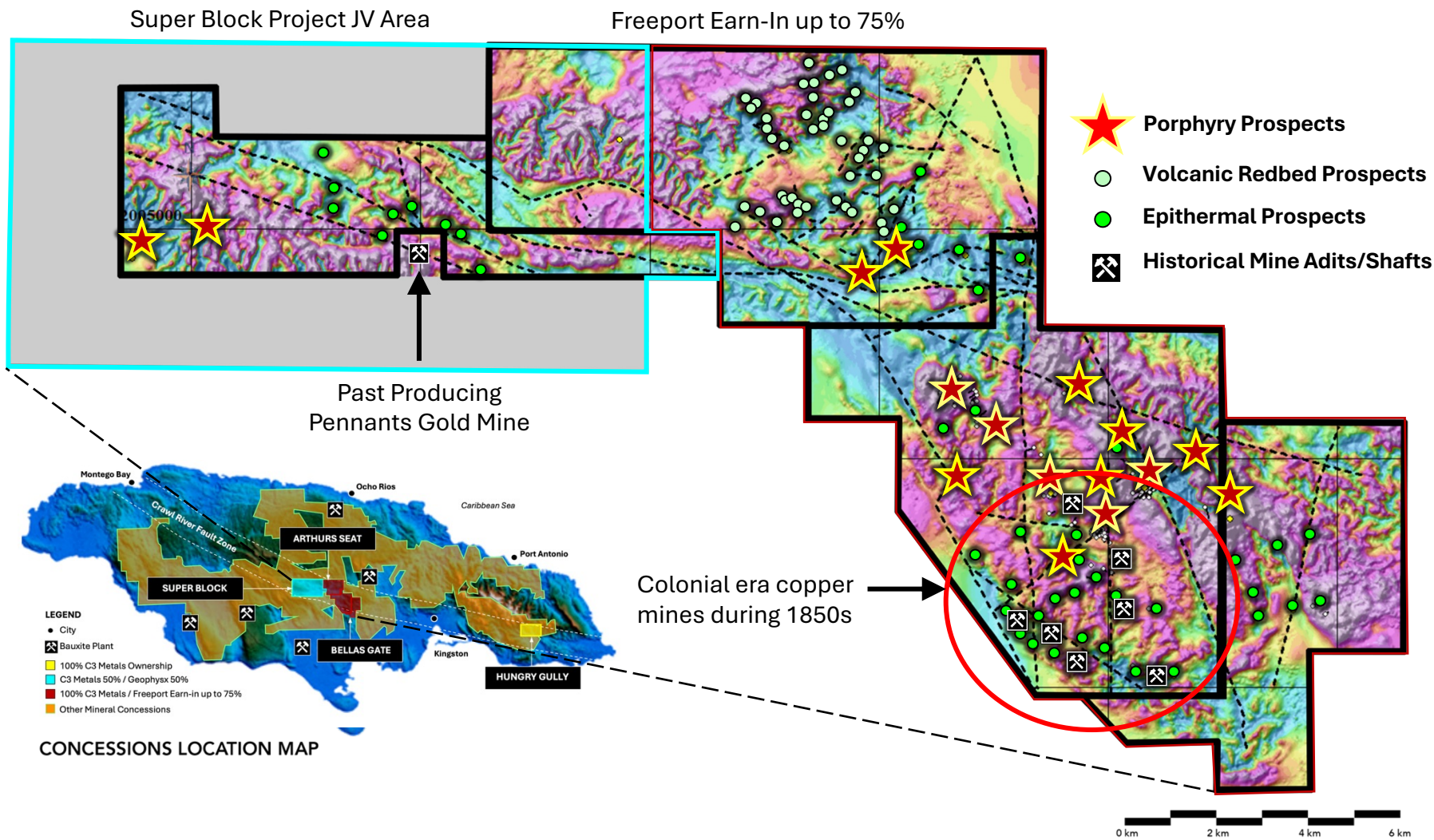
- Geophysx is a known brand in Jamaica with considerable financial bandwidth.
- Geophysx is the dominant mineral exploration license holder in Jamaica.
- The Stewart family is a hospitality and industrial powerhouse throughout the Caribbean.
- C3 Metals gains leverage to Geophysx's relationships and acumen in Jamaica.
- Geophysx gains leverage to C3 Metals' technical team.





# C3 METALS IN JAMAICA: A New & Emerging District

16 Porphyry, 40 Epithermal and Multiple Volcanic Redbed Prospects Identified Over 30km Strike

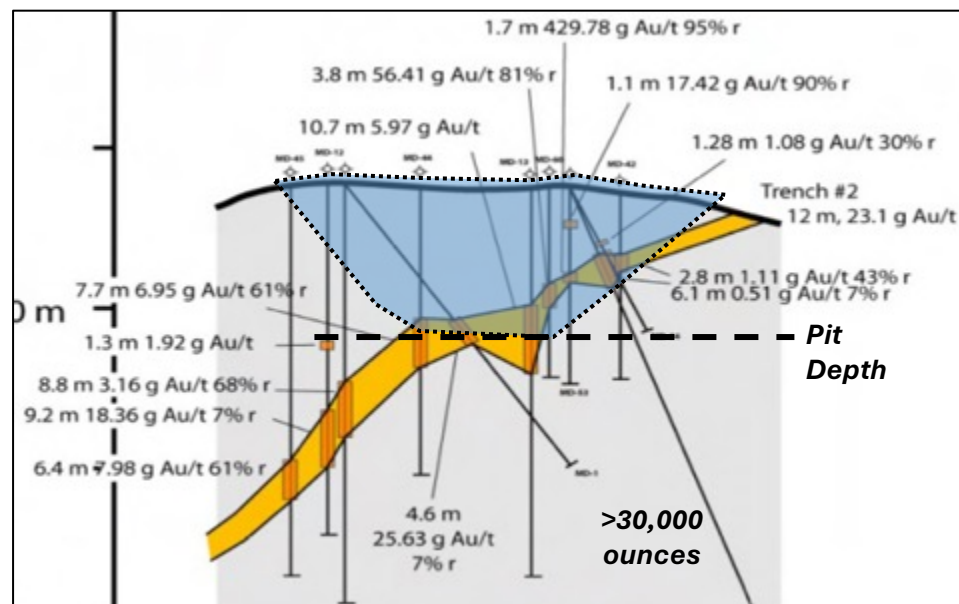


# Pennants Gold Mine (2002 – 2004) – 50% C3 Metals

First Gold Deposit in Jamaica to be put into Production

- **BHP (1992)** defined a 3km gold in soil anomaly, discovered Pennants epithermal veins system
- **Orvana (1995-1998)** reported bonanza gold grades in Pennants drill holes, including
  - 1.7m @ 429.78g/t gold in MD53
  - 3.8m @ 56.41g/t gold in MD60
  - 4.6m @ 25.63g/t gold in MD1
  - 9.2m @ 18.36g/t gold in MD12
- Non-compliant NI 43-101 historical resource reported at **75,500t @ 20.4 g/t gold**
- **AusJAM** constructed Pennants in 2002, mine development costs reported at USD 7.5M
- **Pennants Mine closed after 2-years**, due to low gold price and numerous operations issues, reported to have extracted 16,000oz

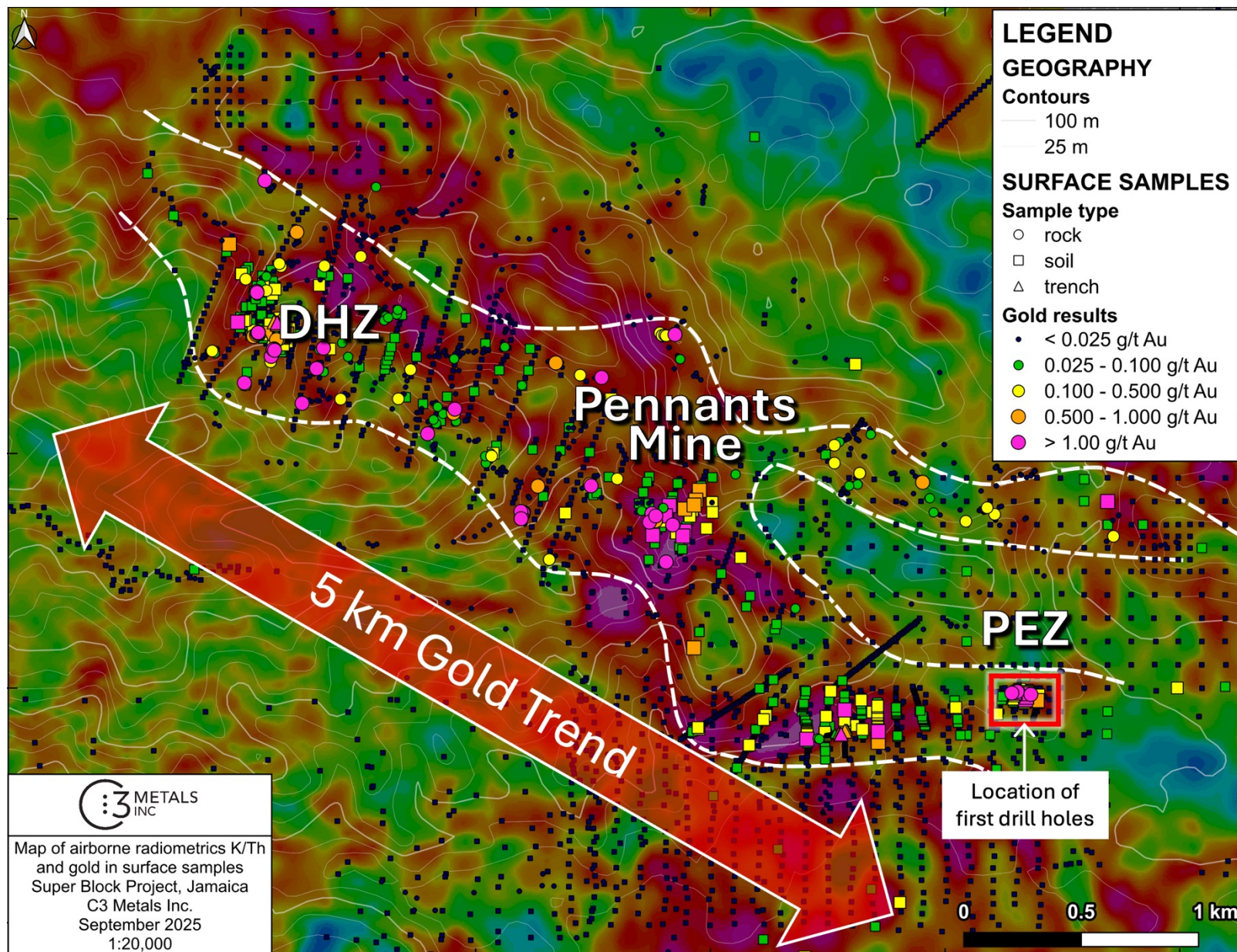
Visible Gold Reported



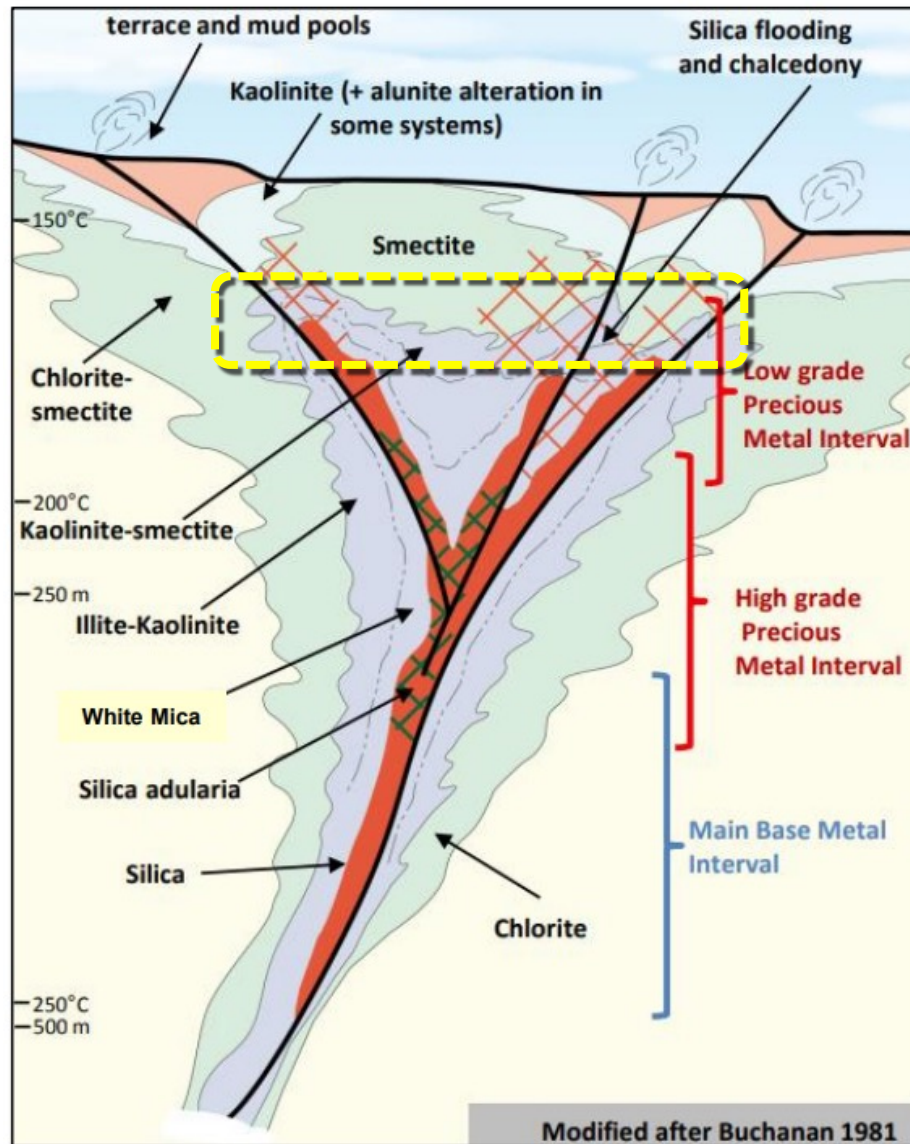
Looking Northwest



# Super Block Project - 5km Gold Anomaly



## Schematic Model: Low Sulphidation Au-Ag Vein System



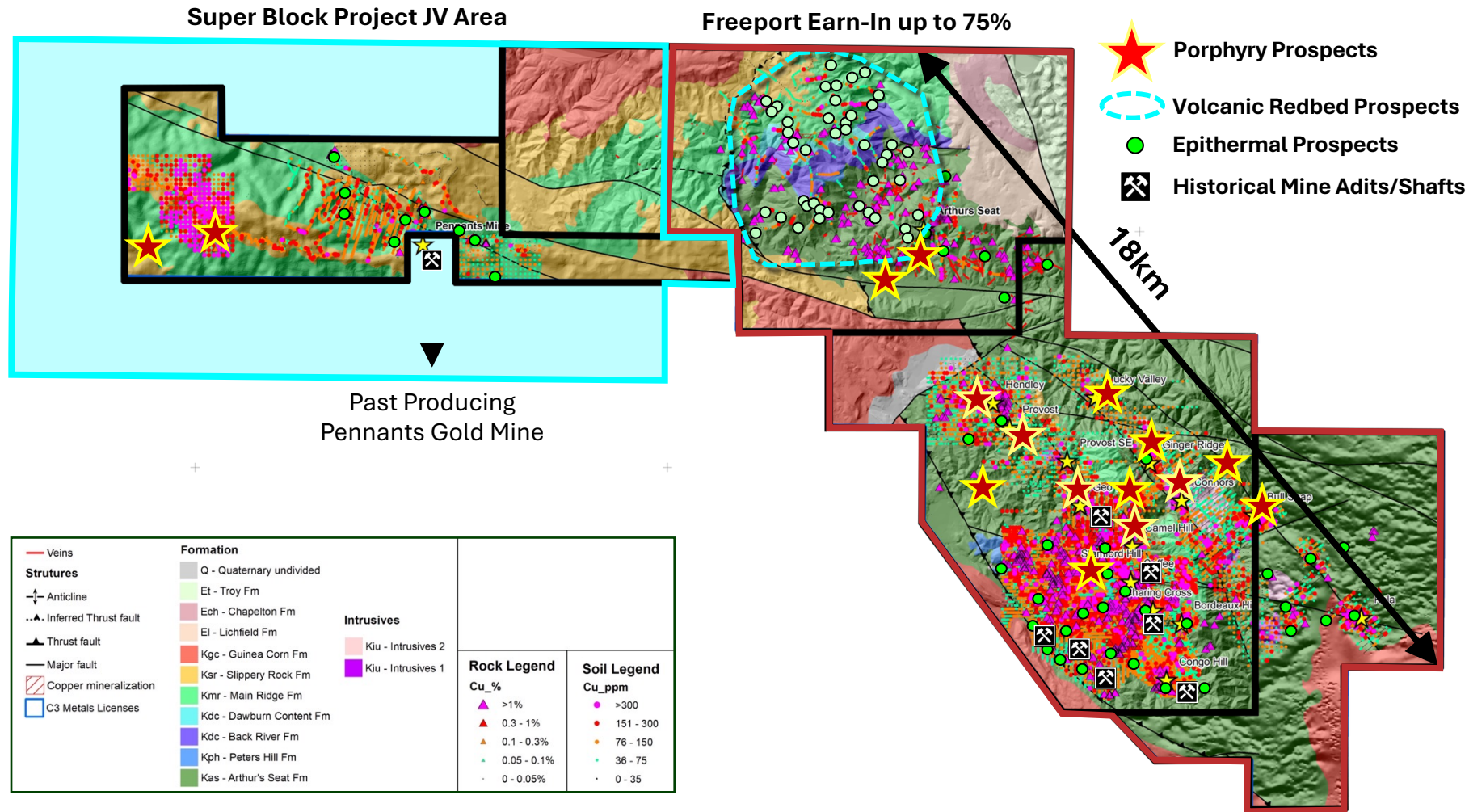
(Wilson and Tunningley, 2013)

Ore	Gangue
Rare Gold	Zeolite, Calcite, Clays
Gold in pyrite Silver sulfosalts	Calcite, Zeolite, Agate, Stibnite, Realgar
Pyrargite Argentite Electrum	Quartz, Calcite, Pyrite
Argentite Electrum	Quartz, Adularia, Sericite, Pyrite
Galena Sphalerite Chalcopyrite Argentite	Quartz, Fluorite, Pyrite
	Pyrrhotite, Arsenopyrite, Pyrite



# New and Emerging Copper-Gold Porphyry and Epithermal Belt

16 Porphyry, 40 Epithermal and Multiple Volcanic Redbed Prospects Identified Over 30km Strike



# Multiple Drill Results In-line with Copper/Gold Grades of Operating Mines Today

Sept. 12, 2023  
**286m** at 0.37% Cu and 0.21 g/t Au (**0.52% CuEq<sup>1</sup>**)  
 from 64m, incl. **192m** at 0.45% Cu and 0.27 g/t Au  
 (**0.64% CuEq<sup>1</sup>**)

Sept. 25, 2023  
**280m** at 0.43% Cu and 0.24 g/t Au (**0.60% CuEq<sup>1</sup>**)  
 Within 391m of Porphyry Copper-Gold Mineralization;  
 Broadest Mineralized Interval Ever Reported at Bellas Gate

Oct. 11, 2023  
 Extends Copper-Gold Porphyry Mineralization 150m  
 at Provost at Bellas Gate, Jamaica; Drill Hole Ended  
 in 1.1m at 1.27% Cu and 4,090 g/t Ag

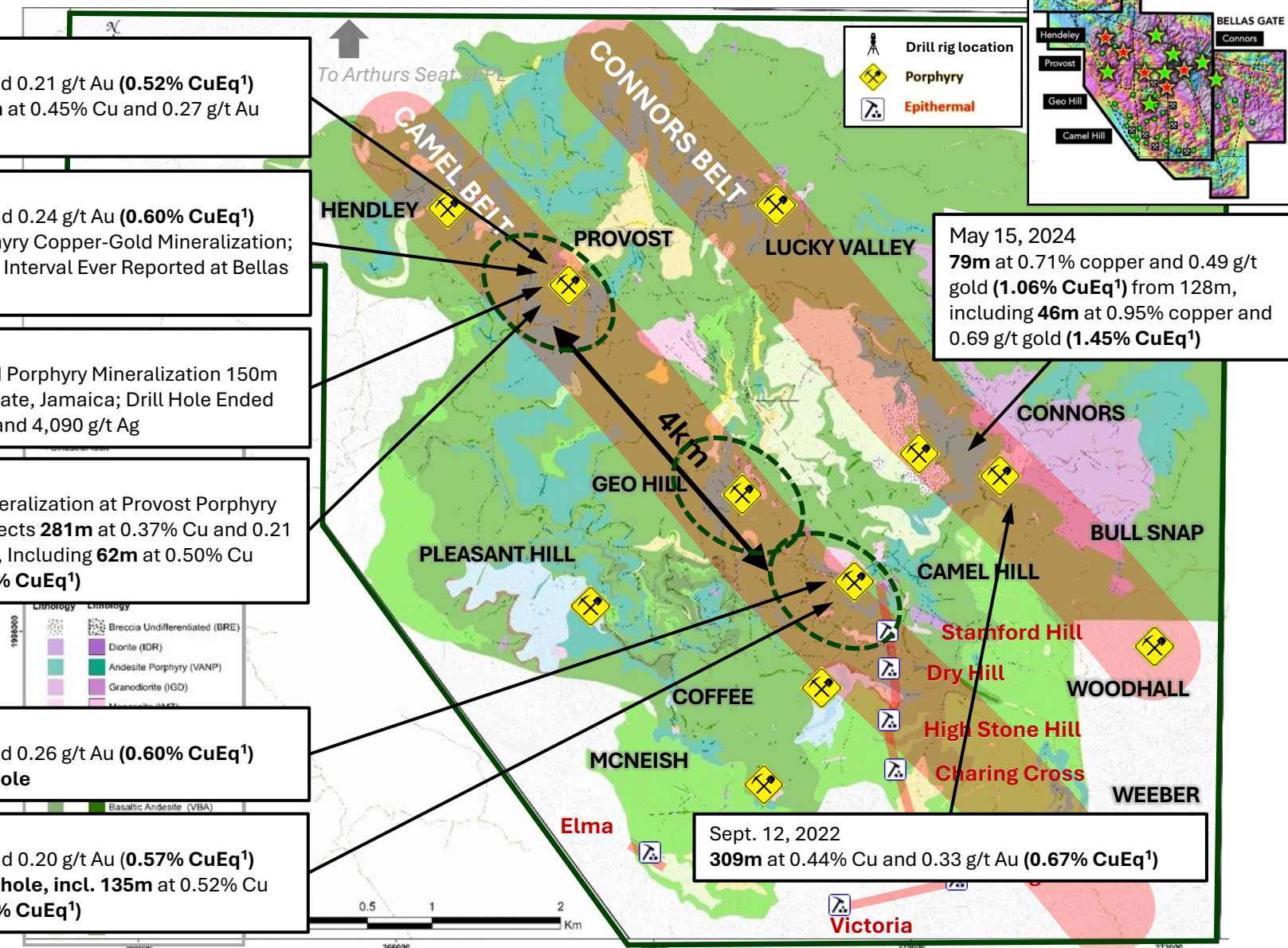
Nov. 27, 2023  
 Confirms Bornite Mineralization at Provost Porphyry  
 at Bellas Gate; Intersects **281m** at 0.37% Cu and 0.21  
 g/t Au (**0.51% CuEq<sup>1</sup>**), Including **62m** at 0.50% Cu  
 and 0.39 g/t Au (**0.77% CuEq<sup>1</sup>**)

November 28, 2022  
**108m** at 0.42% Cu and 0.26 g/t Au (**0.60% CuEq<sup>1</sup>**)  
 from only 6m downhole

Oct. 4, 2023  
**208m** at 0.43% Cu and 0.20 g/t Au (**0.57% CuEq<sup>1</sup>**)  
 from only 22m downhole, incl. **135m** at 0.52% Cu  
 and 0.27 g/t Au (**0.71% CuEq<sup>1</sup>**)

Sept. 12, 2022  
**309m** at 0.44% Cu and 0.33 g/t Au (**0.67% CuEq<sup>1</sup>**)

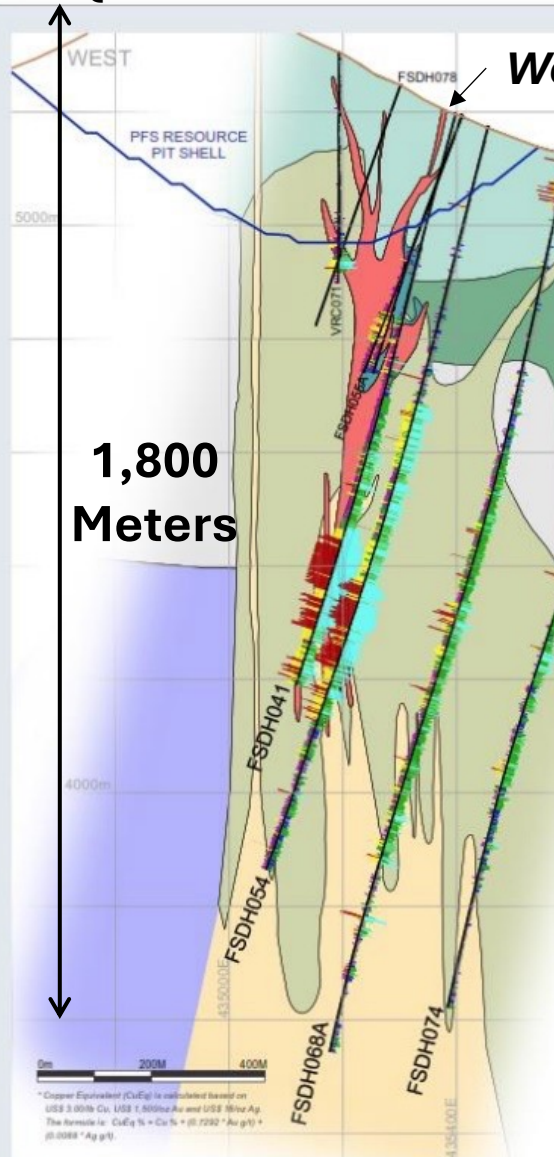
May 15, 2024  
**79m** at 0.71% copper and 0.49 g/t  
 gold (**1.06% CuEq<sup>1</sup>**) from 128m,  
 including **46m** at 0.95% copper and  
 0.69 g/t gold (**1.45% CuEq<sup>1</sup>**)



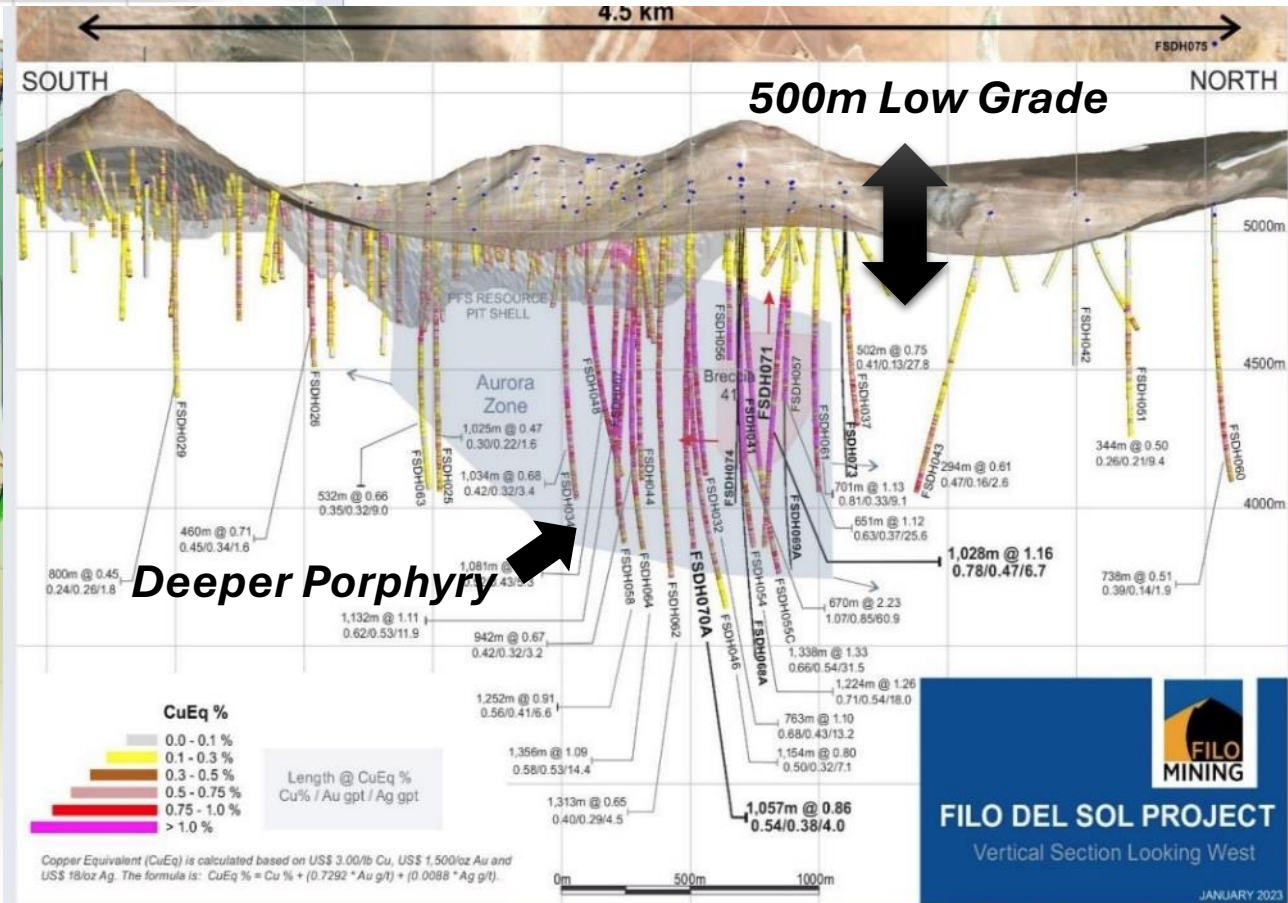


# FILO DEL SOL – KNOWN FOR 20 YEARS

REQUIRED DEEP GEOPHYSICS AND DRILLING TO FIND HIGHER GRADE CORE OF THE SYSTEM



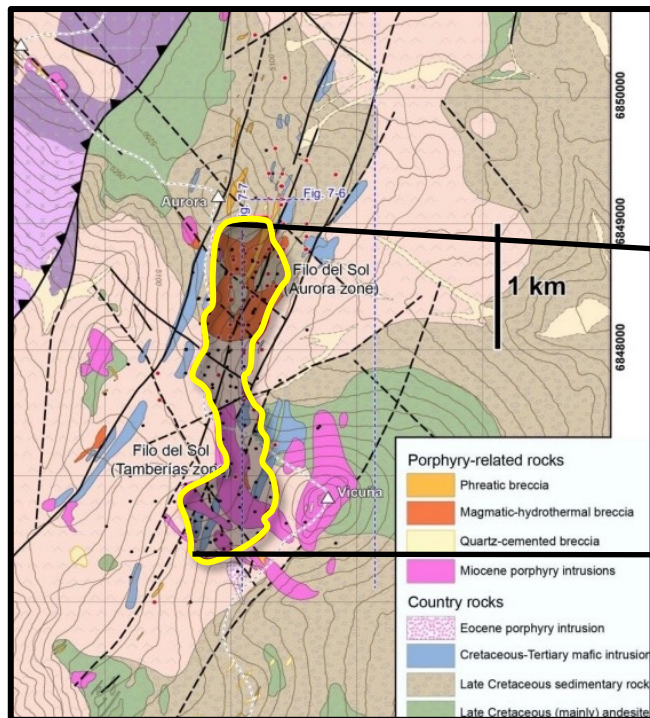
**Weak Cu-Au Near Surface**



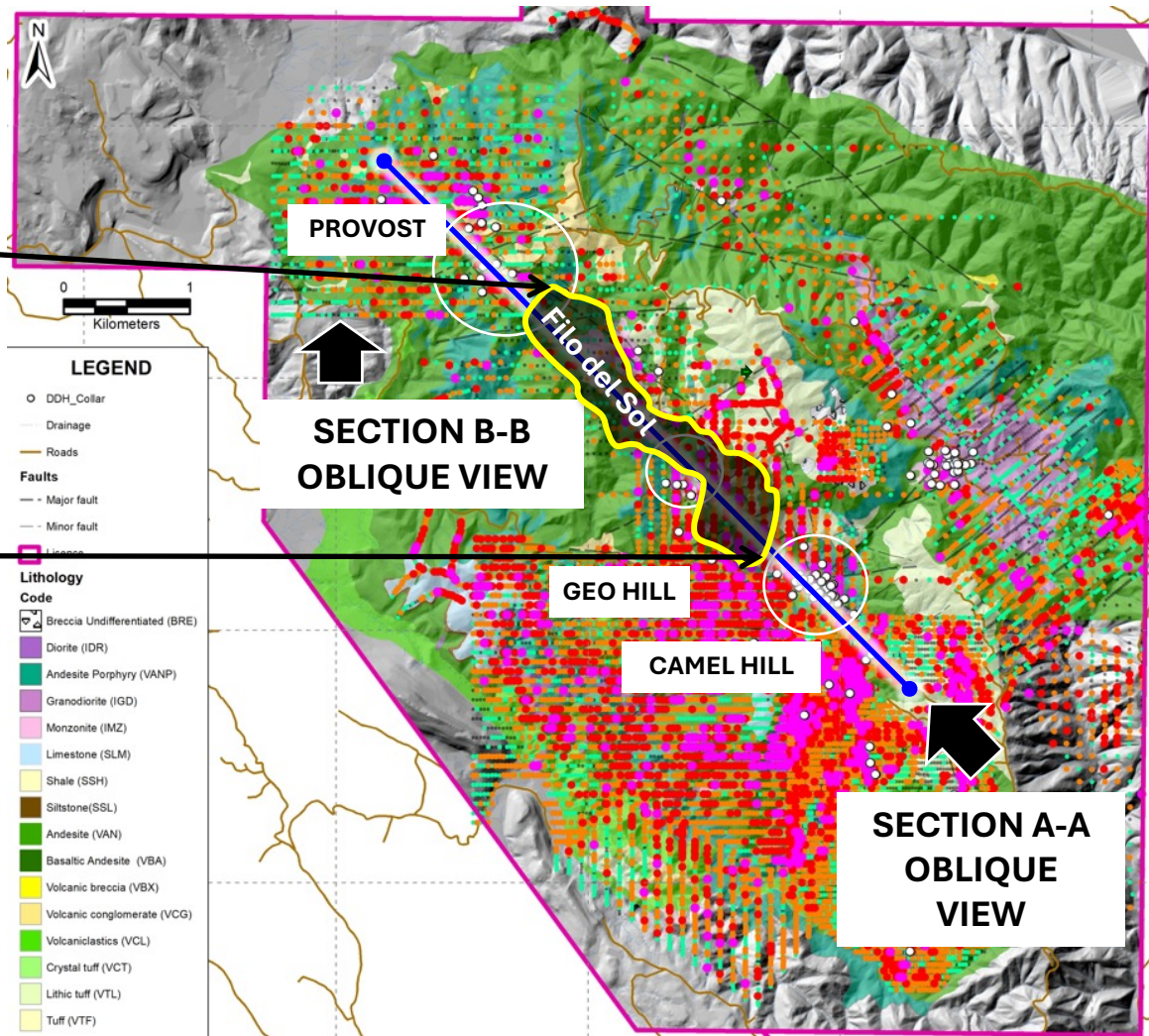


# Comparing Bellas Gate and Filo del Sol

## BHP & LUNDIN's FILO DEL SOL



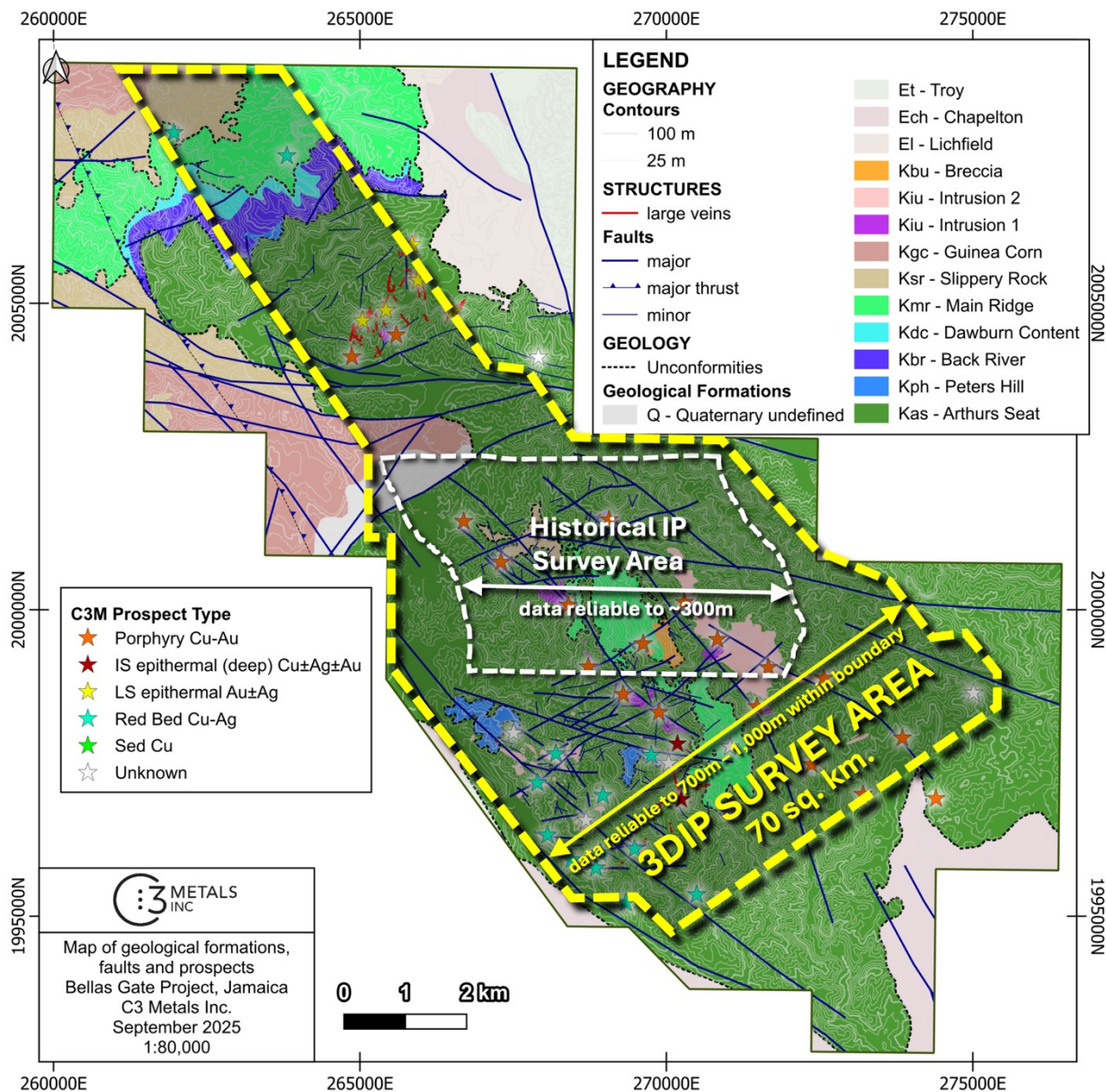
## BELLAS GATE



- Similar in copper eq. grade
- BHP / Lundin acquisition price C\$4.5B (July 2024)



# Bellas Gate – 3DIP Survey Underway



# A



# **Our Projects**

**Peru: Downside Protection at  
Current Valuation in Known  
World Class Copper District**

**Blue Sky Exploration Upside**



# PERU: A Copper Legacy



**3rd**

Largest  
Worldwide  
Copper Producer



**11%**

of Global Copper  
Production



**10%**

of Peru's GDP



**2.2M**

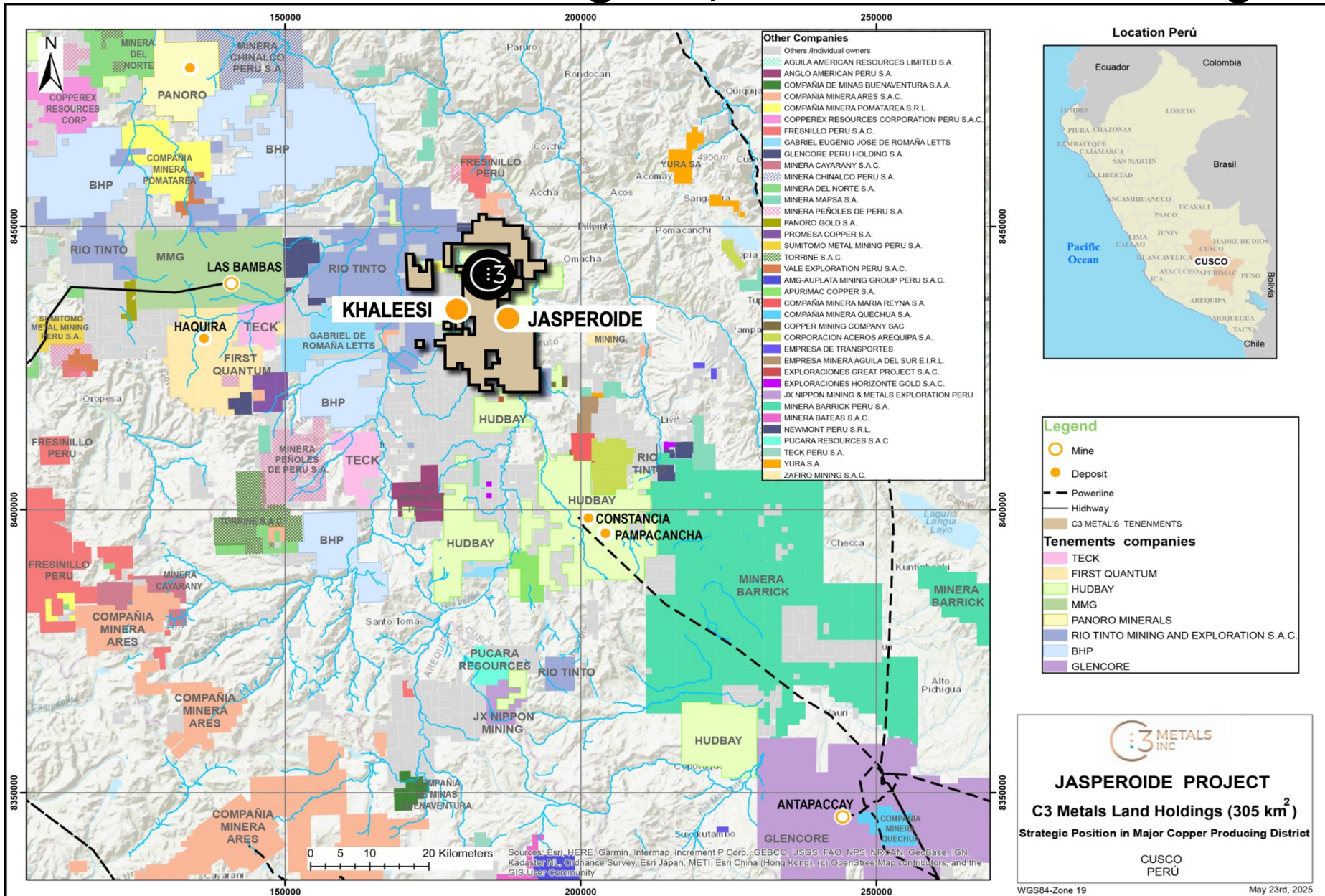
metric tonnes  
produced in 2022

## Rich Mining History

- History of copper mining dating back **thousands of years**.
- Attracts significant investments from international mining companies due to the country's **favorable geology and mining-friendly policies**.
- Cerro Verde Mine - one of the **largest copper mines in the world** in operation since the 1970s.
- Continues to thrive with **ongoing exploration projects** and the **discovery of new copper deposits**



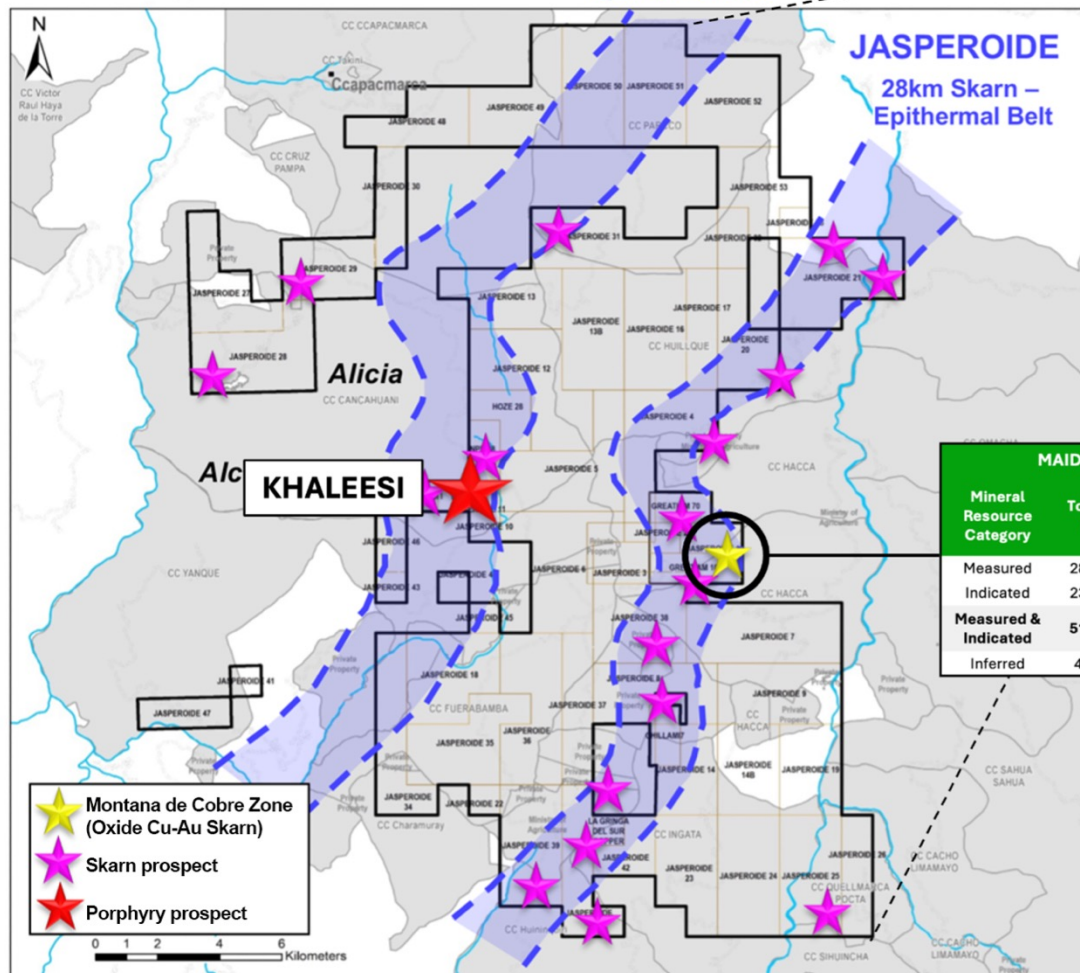
# C3 Metals in PERU: Strategic 31,000-Hectare Land Package



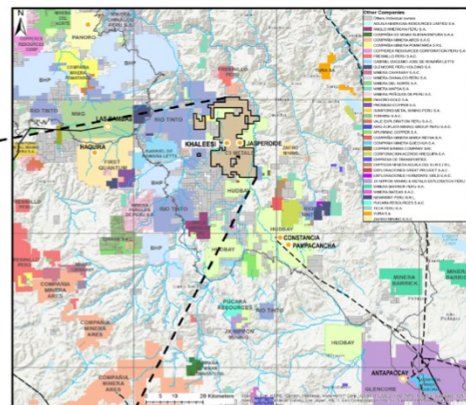
# 15 Skarn and Outcropping Porphyry Prospects Identified

Only 1 of 15 Skarns Systematically Drill Tested Thus Far (MCZ)

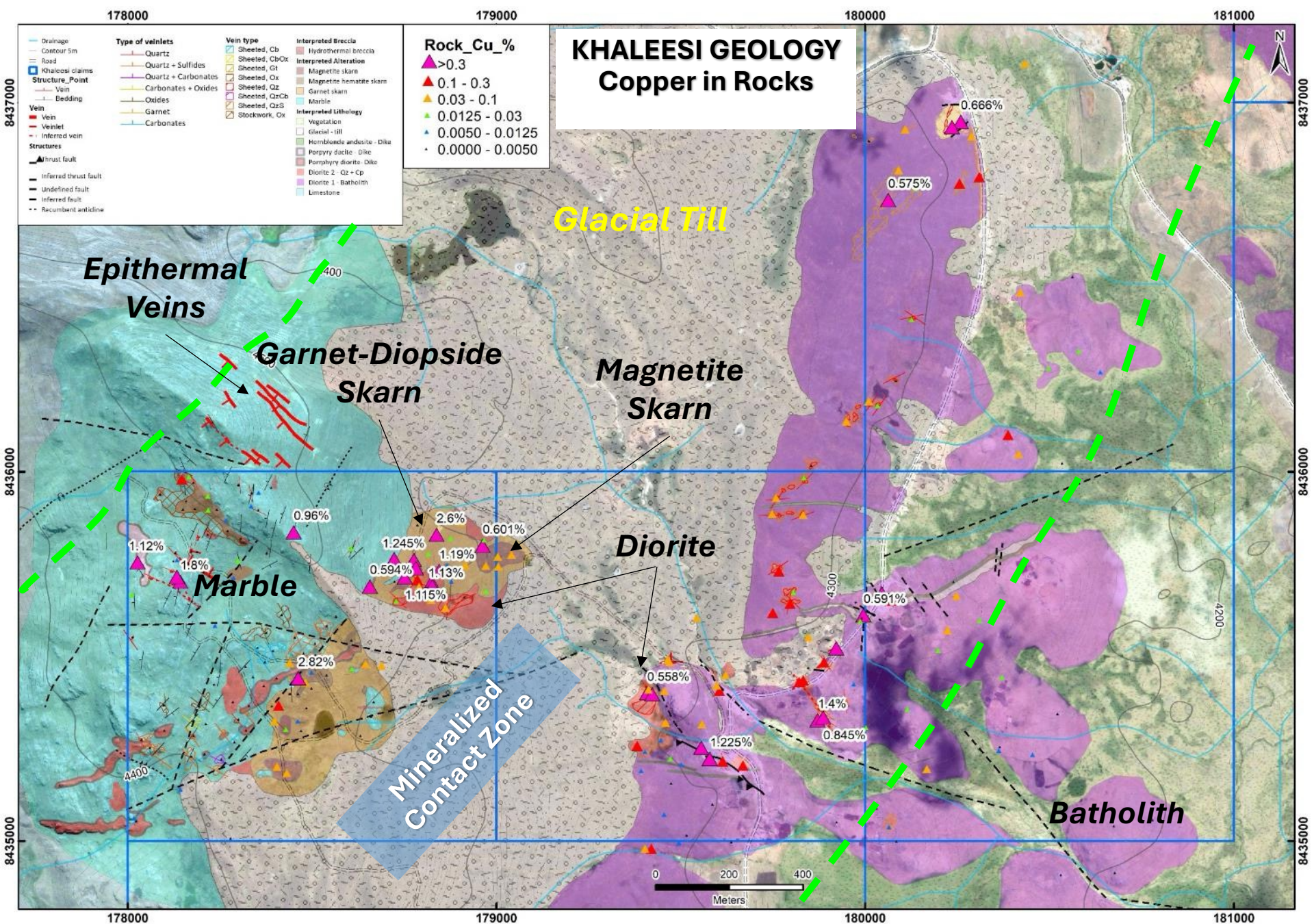
## DISTRICT SCALE PORPHYRY/SKARN POTENTIAL Two Parallel, Copper and Gold Mineralized Belts



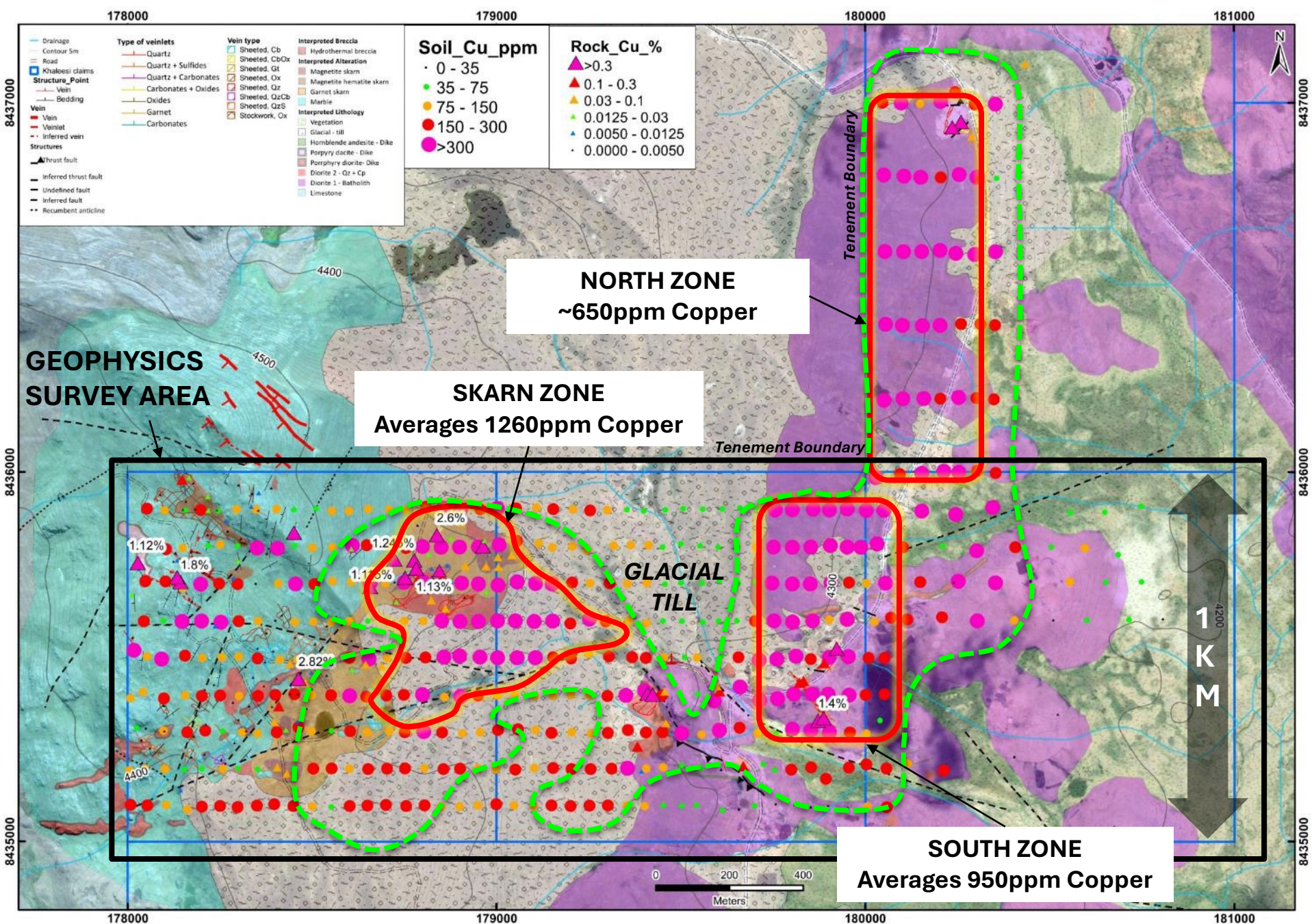
MAIDEN RESOURCE - Montaña de Cobre Zone <sup>(1)</sup>						
Mineral Resource Category	Tonnes (Kt)	Copper Grade (%)	Gold Grade (g/t)	Contained Copper (M lbs)	Contained Gold (K oz)	Total Tonnes in Conceptual Pit
Measured	28,636	0.60	0.24	380.0	218.2	
Indicated	23,304	0.37	0.15	189.1	108.6	
<b>Measured &amp; Indicated</b>	<b>51,940</b>	<b>0.50</b>	<b>0.20</b>	<b>569.1</b>	<b>326.8</b>	<b>97,057</b>
Inferred	4,005	0.32	0.11	28.3	14.6	



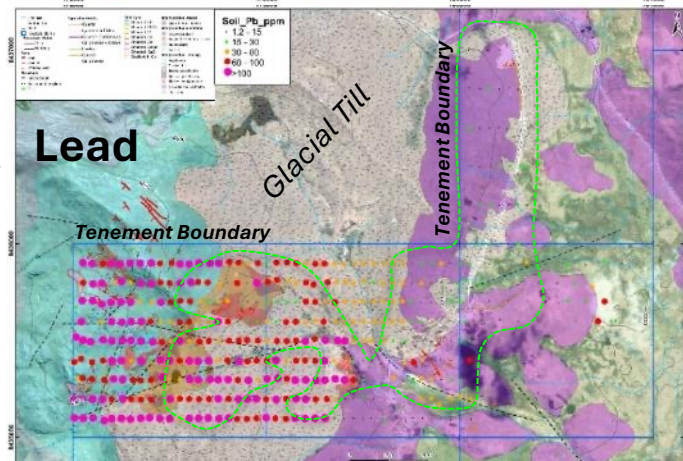
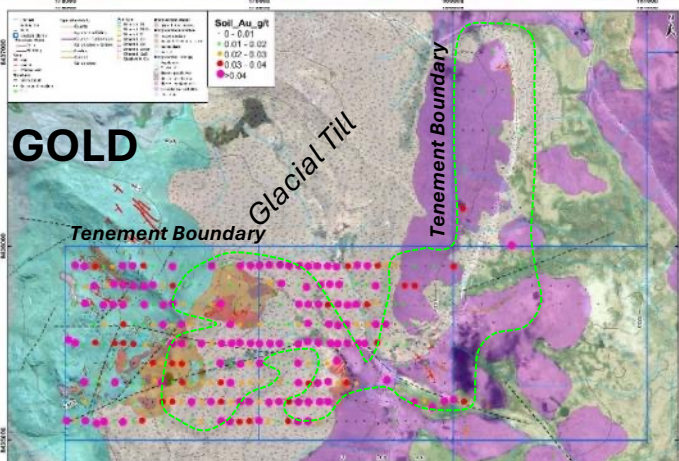
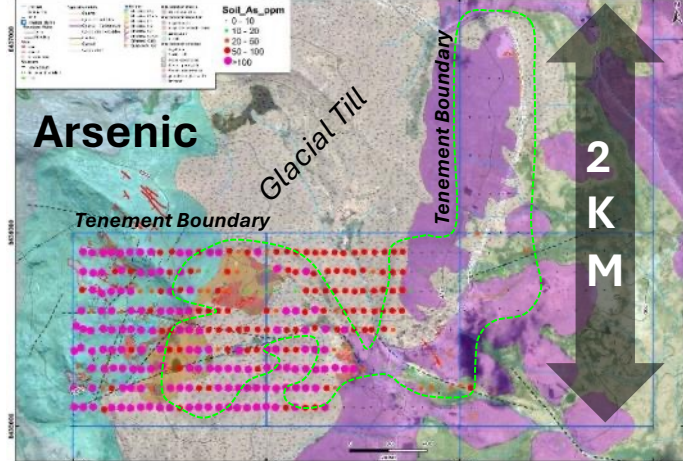
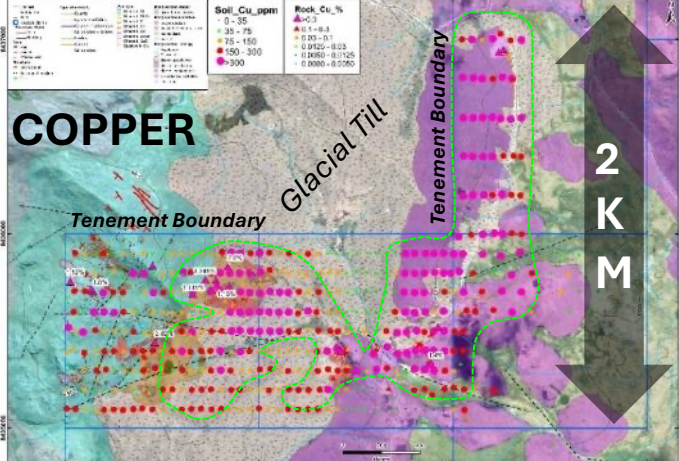




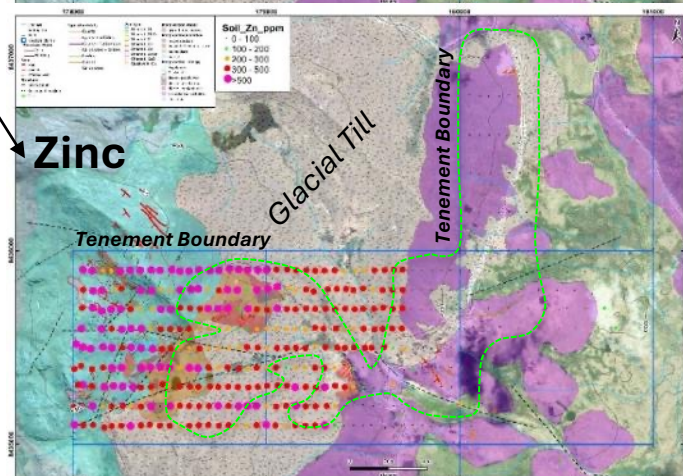
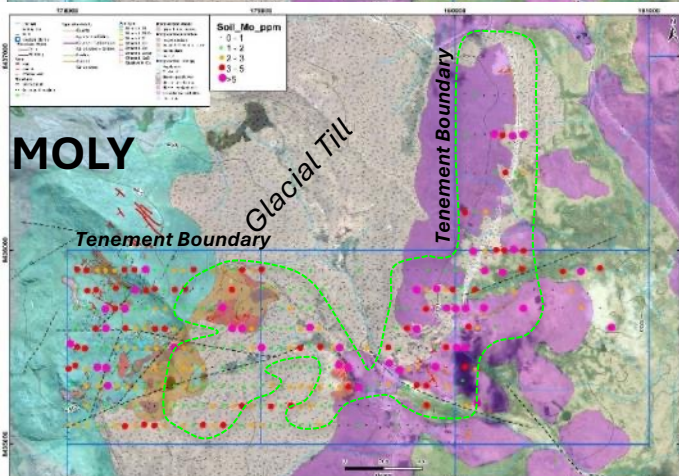




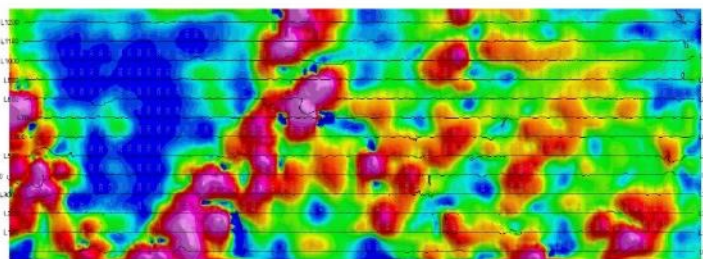




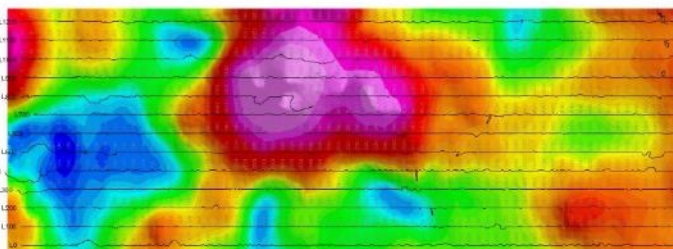
**Arsenic-  
Lead-Zinc  
Halo; Skarn  
Hosted**



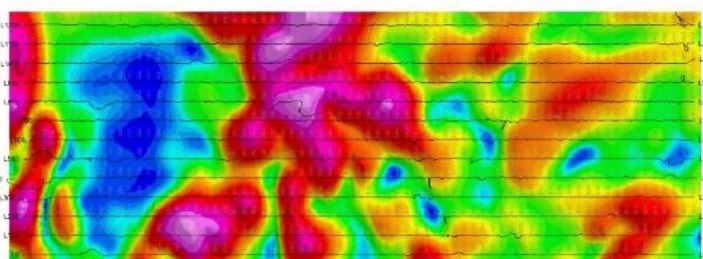




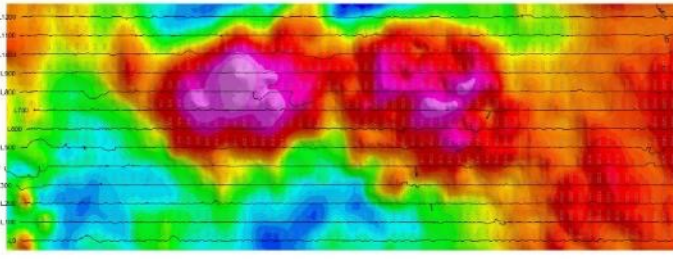
**Amplitude of Magnetization 50m Depth**



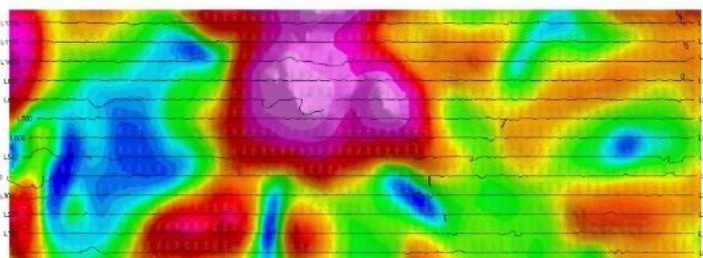
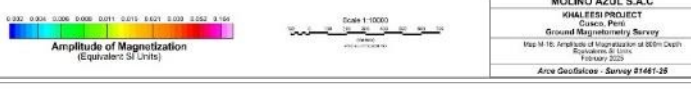
**Amplitude of Magnetization 500m Depth**



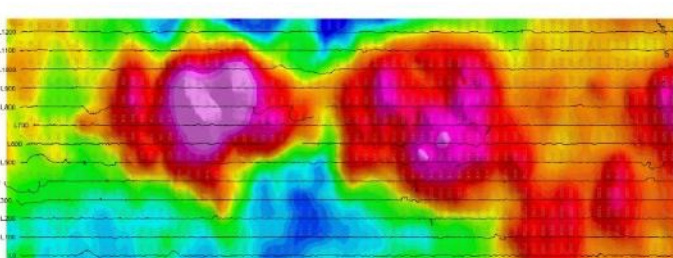
**Amplitude of Magnetization 250m Depth**



**Amplitude of Magnetization 800m Depth**



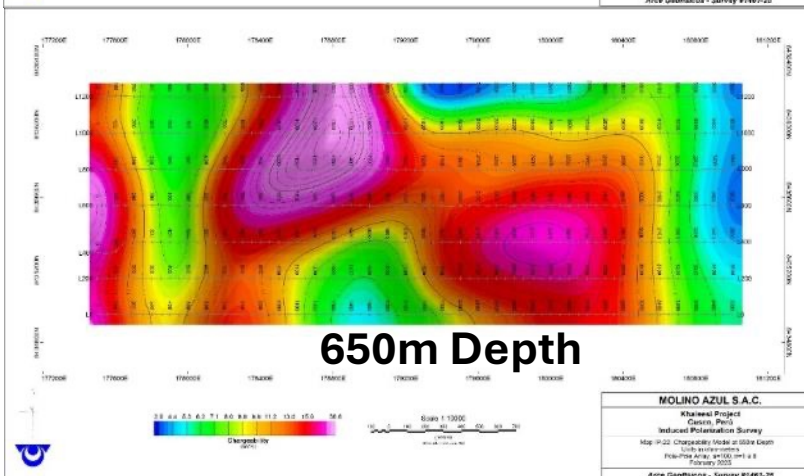
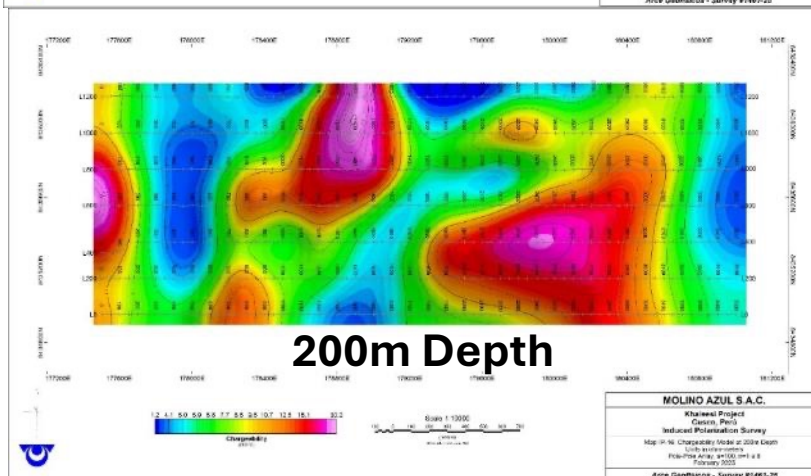

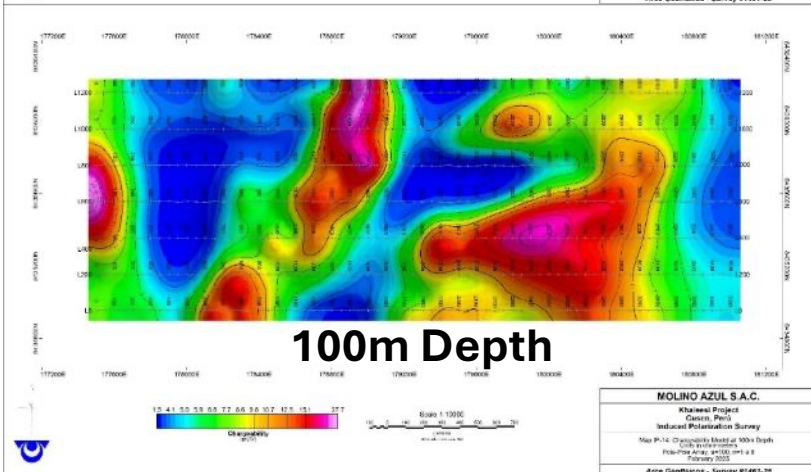
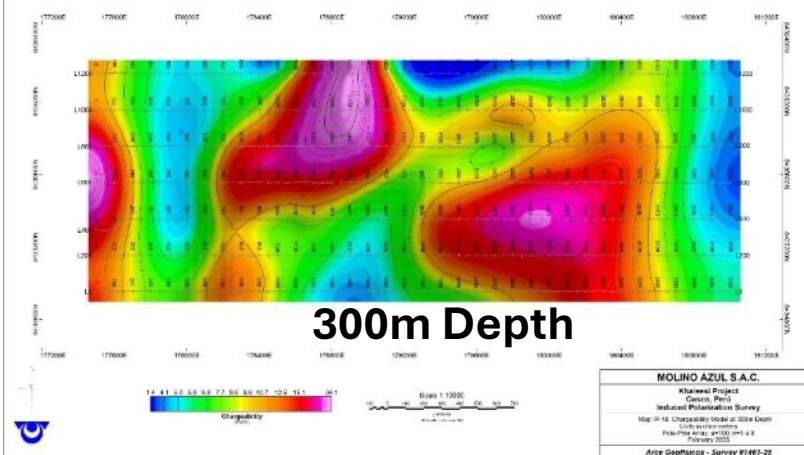

**Amplitude of Magnetization 350m Depth**



**Amplitude of Magnetization 1000m Depth**

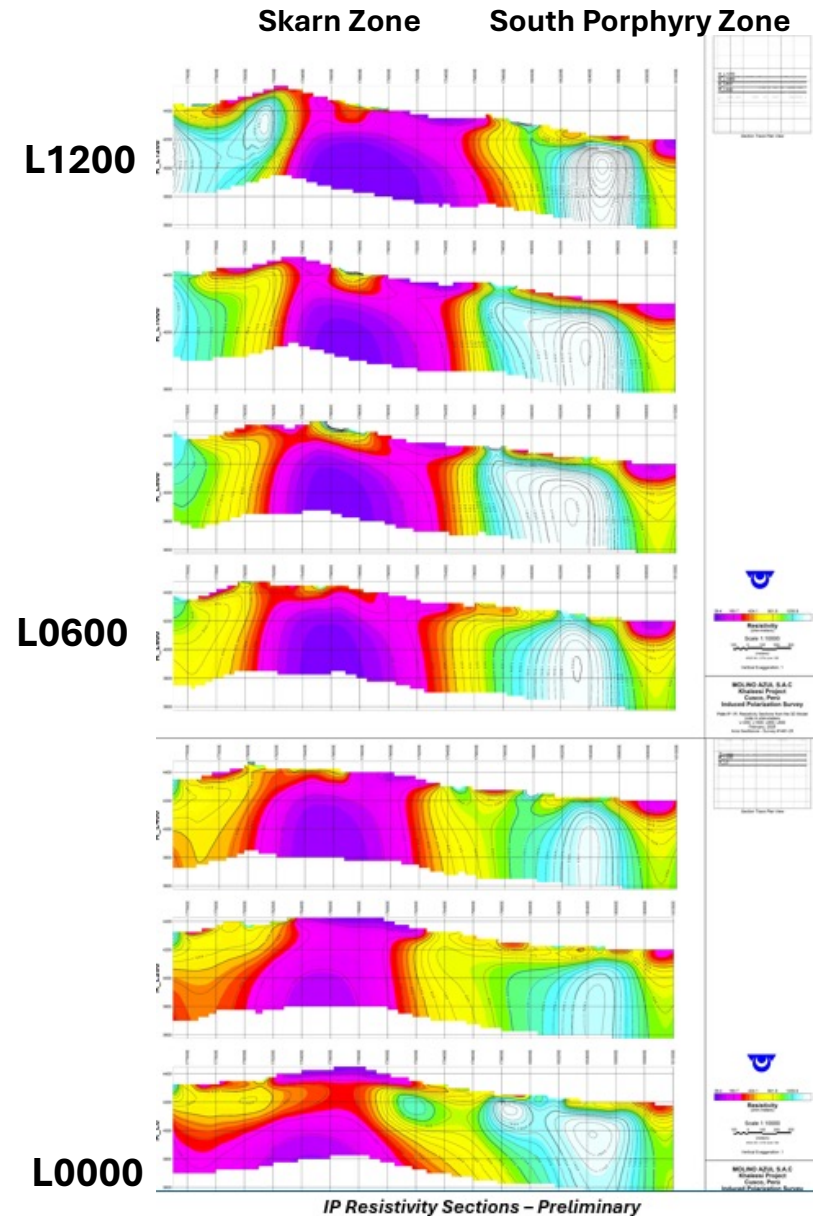
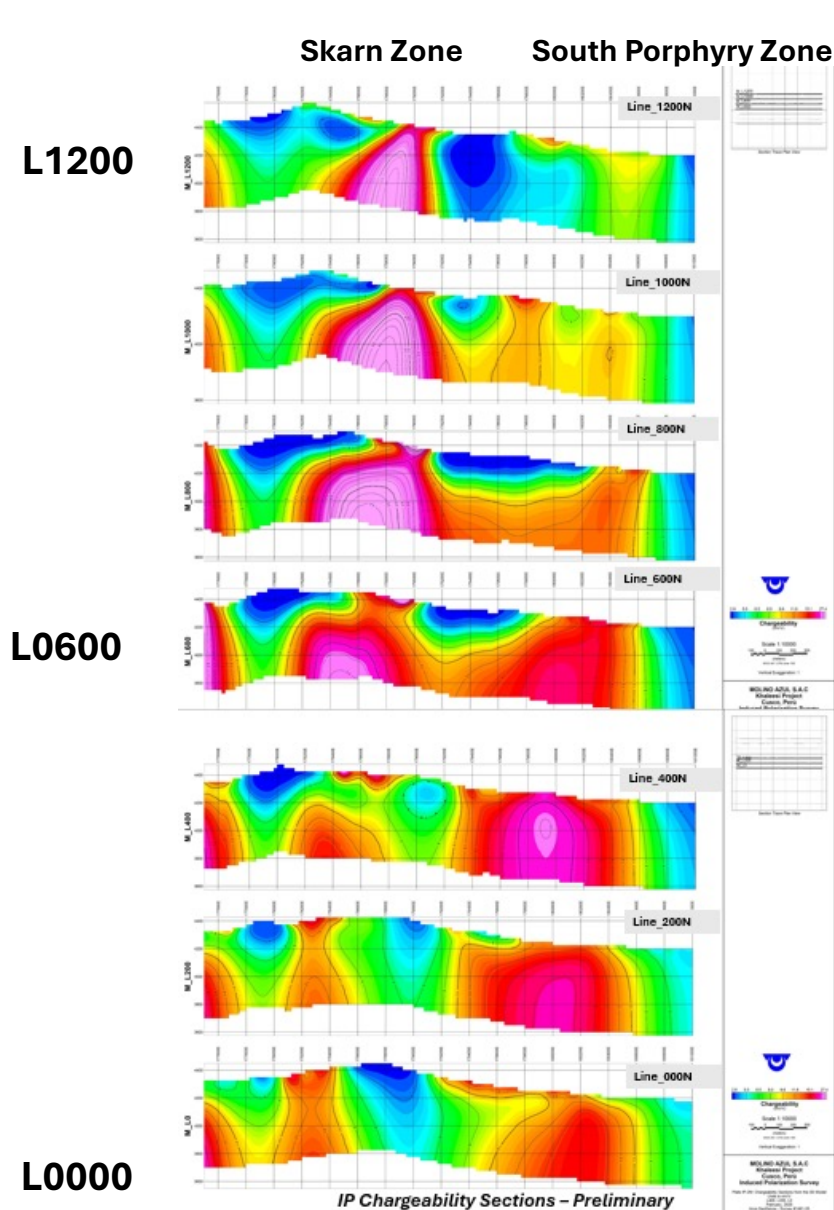




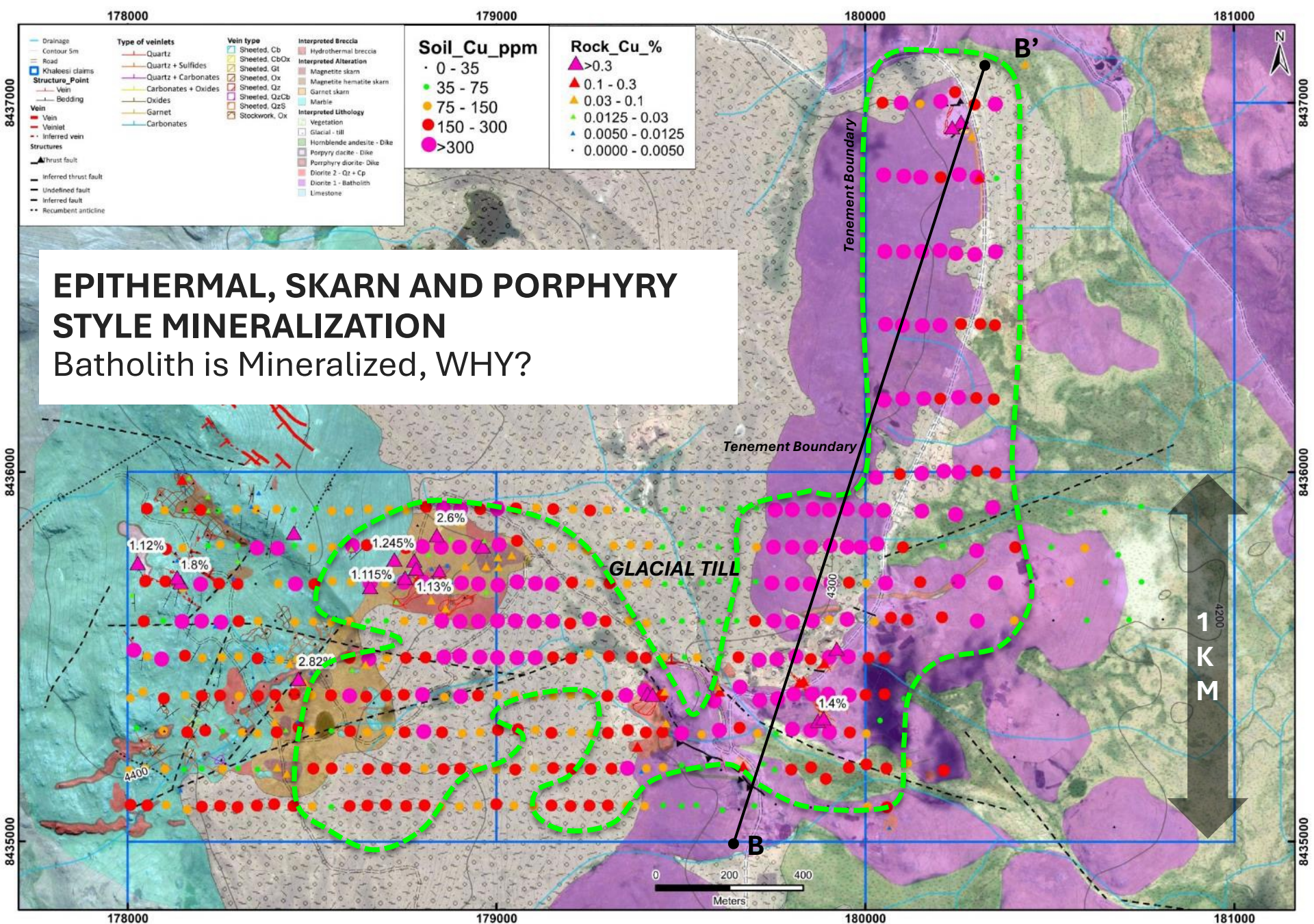




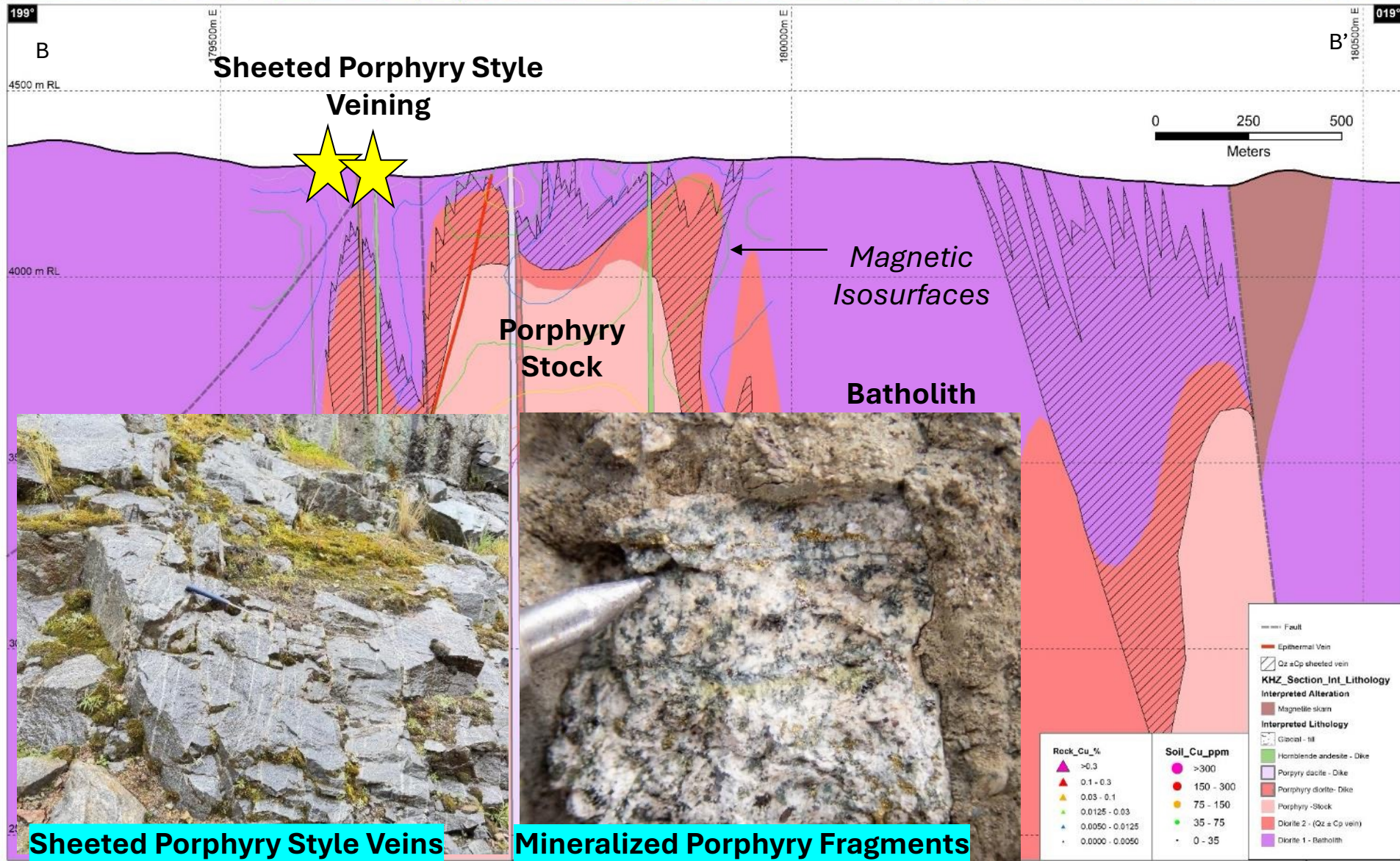
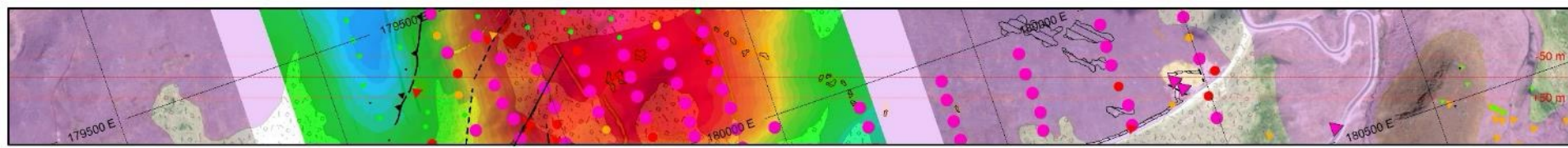
# IP CHARGEABILITY AND RESISTIVITY SECTIONS



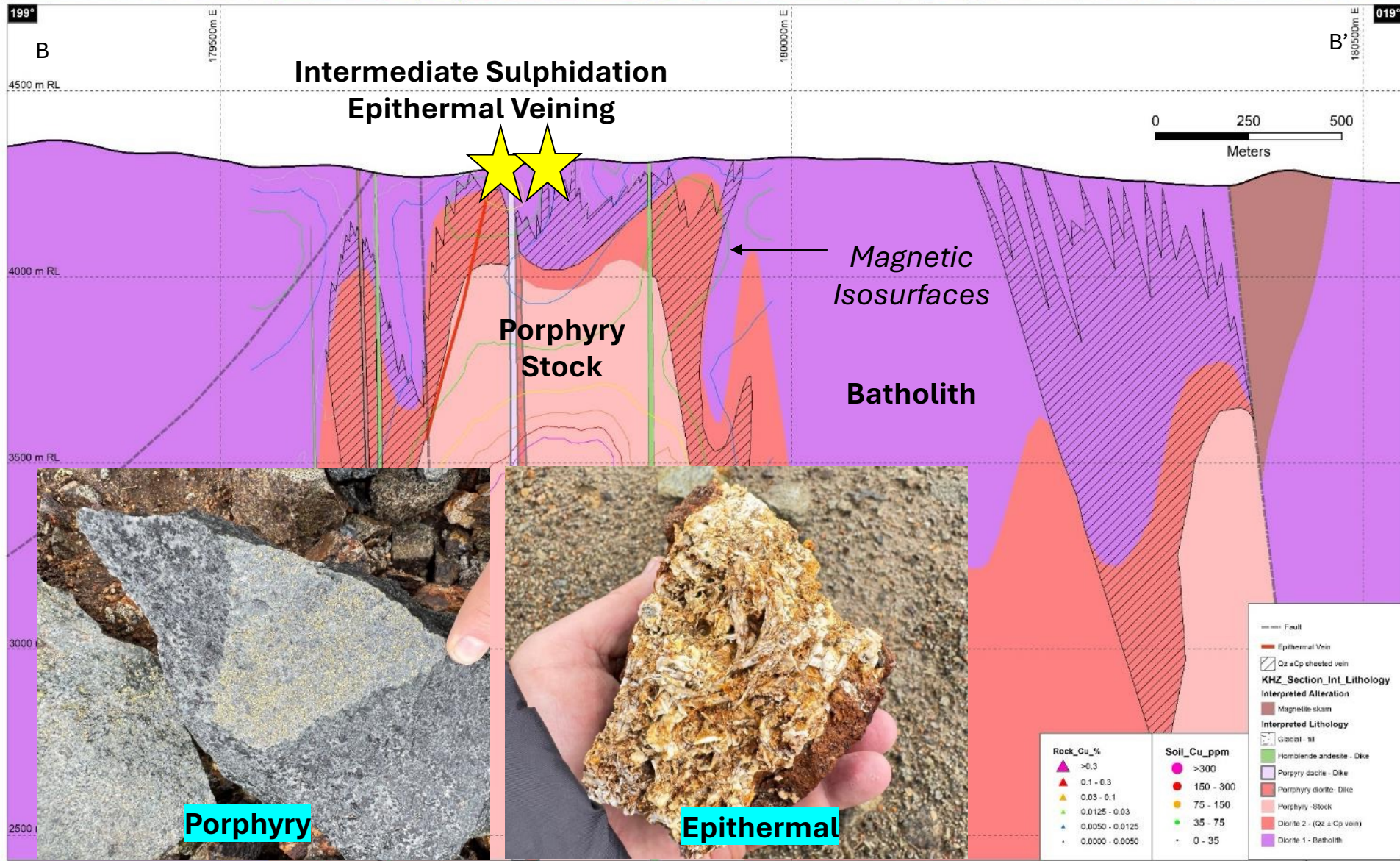
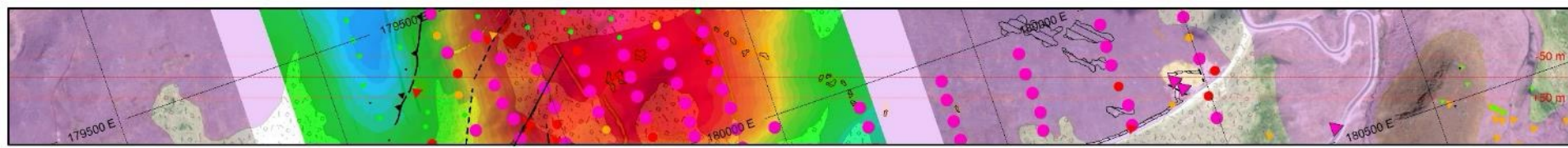






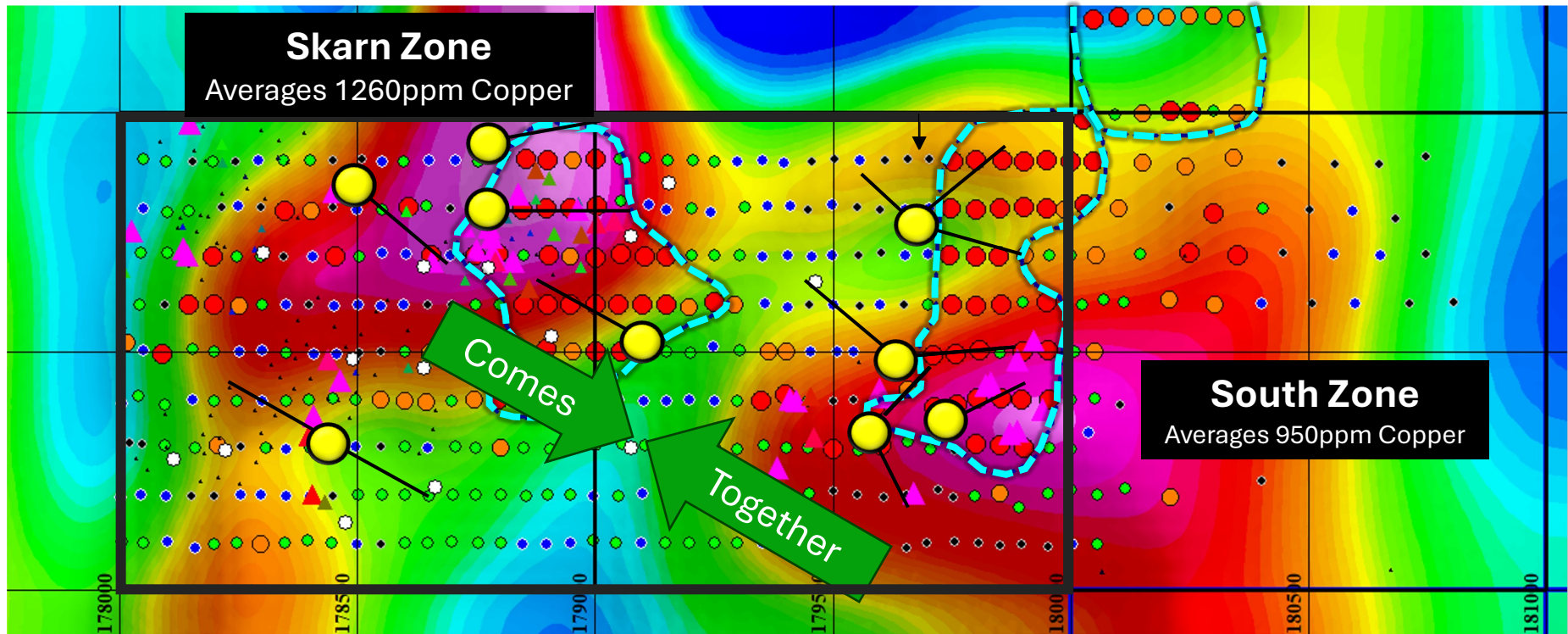






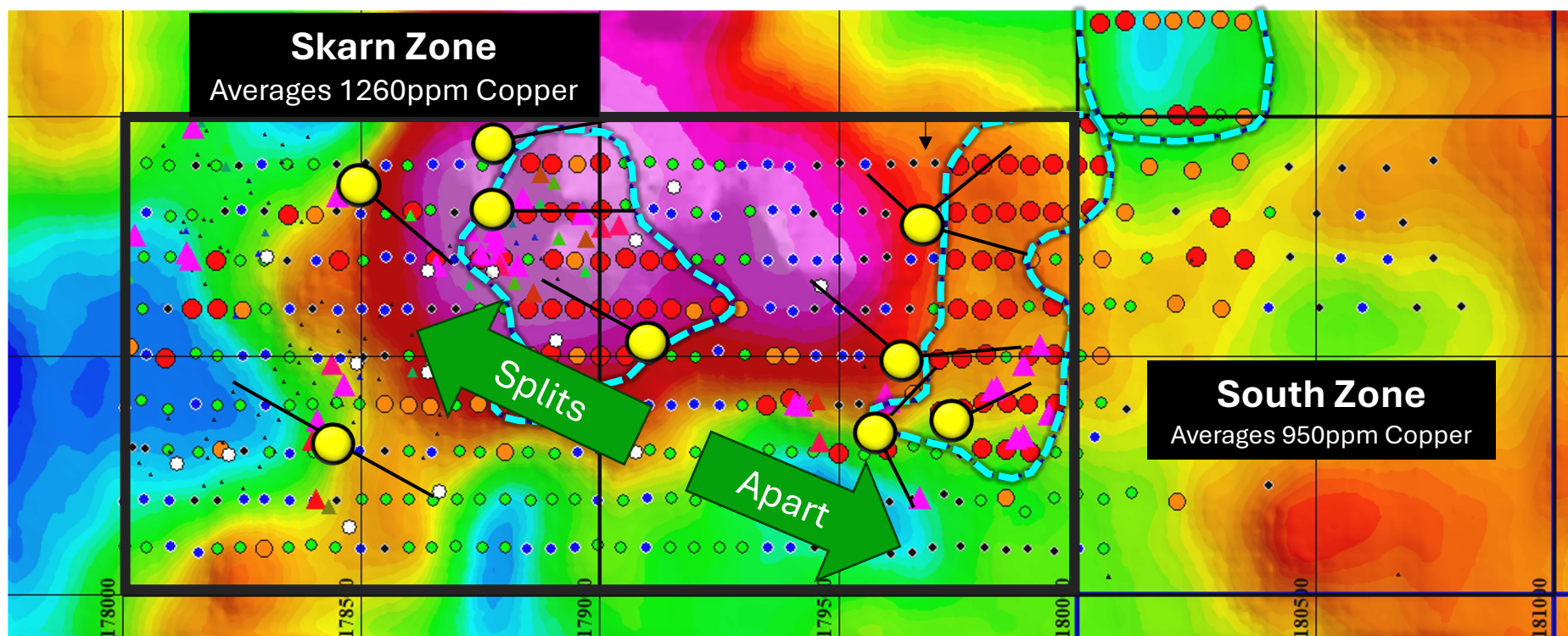


# KHALEESI IP ANOMALIES AT 300m SLICE



Planned holes will test the two large IP Chargeability anomalies almost directly below the Skarn Zone and the South Porphyry Zone

# KHALEESI MAG ANOMALIES AT 600m SLICE



Planned holes will test the two large magnetic anomalies almost directly below the Skarn Zone and the South Porphyry Zone. At 800m depth, there are two well defined discrete magnetic anomalies below the two anomalies



# KHALEESI PROJECT

Mineralization At Surface Within an Alteration Zone 1,500m by 1,000m



**Epithermal quartz breccia assayed 2.60% Cu, 6.0g/t Au**



**Skarn with bornite assayed 2.61% Cu, 0.11g/t Au**



**Phyllic altered diorite porphyry assayed 1.41% Cu and 0.98g/t Au**



**Garnet skarn with copper oxides, assayed 2.82% copper**



**Garnet-magnetite skarn with copper sulphides and oxides, assayed 1.11% copper and 0.19g/t gold**



**Magnetite skarn, assayed 1.13% copper and 0.17g/t gold**

## SUMMARY: Key Points



Market cap

**~C\$101M**

**with C\$10M Cash**



All drill programs are

**Fully Funded**



**Maximizing discovery potential:  
Actively Drilling on 3 projects**



**Diverse asset portfolio  
provides optionality**



**Discipline approach to  
managing risk**



**Freeport to spend up to  
US\$75M to earn up to 75%  
Bellas Gate Project, Jamaica**





## CONTACTS

### DAN SYMONS

President & CEO

Tel: (416) 716-6466

[dsymons@c3metals.com](mailto:dsymons@c3metals.com)

### CORPORATE OFFICE

69 Yonge St., Suite 200  
Toronto, Ontario M5E 1K3

[info@c3metals.com](mailto:info@c3metals.com)



/C3Metals



@C3Metals



@C3Metals



company/C3Metals

[www.c3metals.com](http://www.c3metals.com)