



G2 Goldfields

**One of Guyana's
Leading Explorers**

Corporate Presentation

September 2025

TSX: GTWO

OTCQX: GUYGF

Forward Looking Statements

This presentation contains certain forward-looking statements. Wherever possible, words such as "may", "will", "should", "could", "expect", "plan", "intend", "anticipate", "believe", "estimate", "predict" or "potential" or the negative or other variations of these words, or similar words or phrases, have been used to identify these forward-looking statements. These statements reflect management's current beliefs and are based on information currently available to management as at the date hereof. Forward-looking statements involve significant risk, uncertainties and assumptions. Many factors could cause actual results, performance or achievements to differ materially from the results discussed or implied in the forward-looking statements. These factors should be considered carefully and readers should not place undue reliance on forward-looking statements. Although the forward-looking statements contained in this presentation are based upon what management believes to be reasonable assumptions, the company cannot assure readers that actual results will be consistent with these forward-looking statements. The company assumes no obligation to update or revise them to reflect new events or circumstances, except as required by law. Dan Noone, CEO and Director of G2 Goldfields Inc., is the qualified person, within the meaning of NI 43-101 and has reviewed the technical content of this presentation.



Highlights – G3 Spin-Out Unlocking Greater Shareholder Value

Large, High-Grade Resource



- Global **3.1 Moz @ ~3 g/t Au¹** Oko-Ghanie Deposit
- 2.5km N-S structure controlled by G2 within 5km known mineralized belt
- Average **9 g/t Au (Ind)** at Oko Main UG, remains open

New Oko Gold Discovery



- Located **<10 kms north** of existing resource
- **720m strike length defined, 350m vertical**; remains open
- To be included in upcoming MRE in Q4/25

Value Driving Catalysts



- Continued drill results
- Updated MRE in Q4/25 to include new Oko discovery and drilling to Sep 2025
- PEA in Q4/25

Premier Jurisdiction



- Guyana: **Leading country to explore, permit and mine** in the Guiana Shield
- Ability to advance projects quickly

G3 Spin-Out



- Spin-out of non-core assets + new acquisitions (in process)
- Past high-grade producers + rest of exploration portfolio
- Diverse regional program

Management Track Record



- **10 Moz Au discovered in Guyana to date**
- Discovered, financed, and built the Aurora Mine, Guyana's largest gold mine (~7 Moz via Guyana Goldfields)



Guyana – Growing Economy & Infrastructure



- ▶ **World's fastest-growing economy**, real GDP growth of 64% (2022), 38% (2023), 44% (2024)
- ▶ Mining was 5% of GDP (2022)
- ▶ Continued strong economic forecasts



- ▶ **Global leader in total offshore oil discoveries** since 2015 - fueled growth and established Guyana as a **key strategic oil producer for the West**
- ▶ 900,000 barrels of oil per day, with plans to increase to 1.7 million of oil per day by 2030



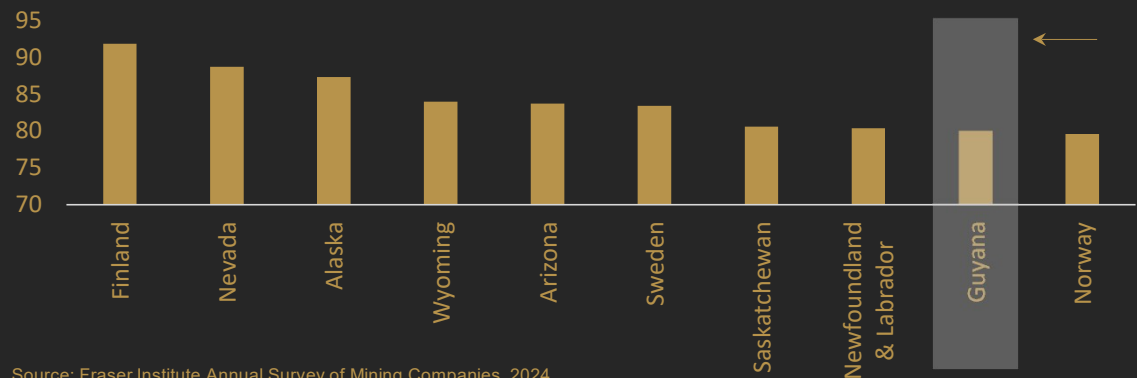
- ▶ **New infrastructure investments** in the last 5 yrs to meet the increasing demands of O&G sector
- ▶ Improved roads, bridges, deep water harbor and port development and access to power



- ▶ **Mining-friendly** and straightforward permitting
- ▶ English-speaking, British parliamentary system
- ▶ Corporate Tax: 25%; Royalty: 8% (OP), 3% (UG)

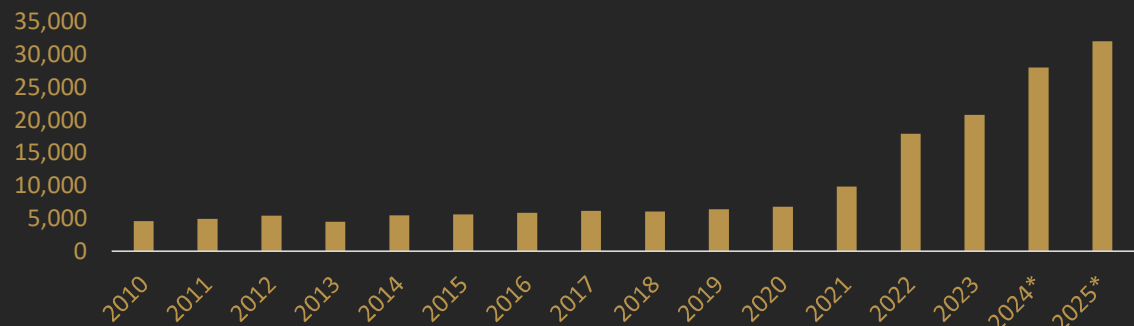
TSX: GTWO
OTCQX: GUYGF

Top 10 Fraser Institute Investment Attractiveness Index: Guyana up 28.5 pts



Source: Fraser Institute Annual Survey of Mining Companies, 2024

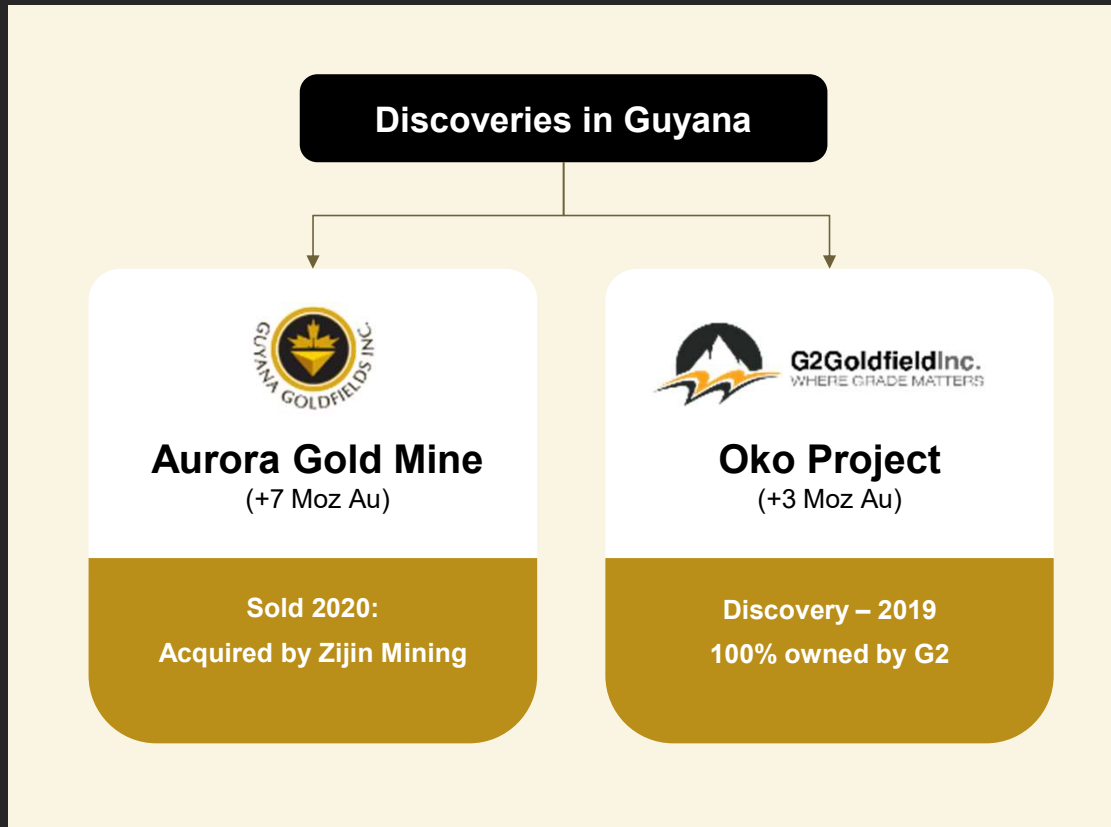
World's Fastest Growing Economy: Guyana GDP (USD) per Capita



Source: World Bank, Statista



Management with Proven Discovery Track Record in Guyana



- ✓ **Sector specialists in gold discovery** and exploration in Guyana
- ✓ **Past discoveries in Guyana exceed 10 Moz Au;** Discovery cost of ~\$22/oz
- ✓ **“Boots on the ground”** operating experience – ability to acquire / advance projects quickly
- ✓ **Goal of surfacing value through exit transactions**
- ✓ **Repeatable spin-out strategy** unlocking greater shareholder value (G3 spin-out)
- ✓ **Large insider management** position with disciplined capital allocation







Capital Structure and Ownership

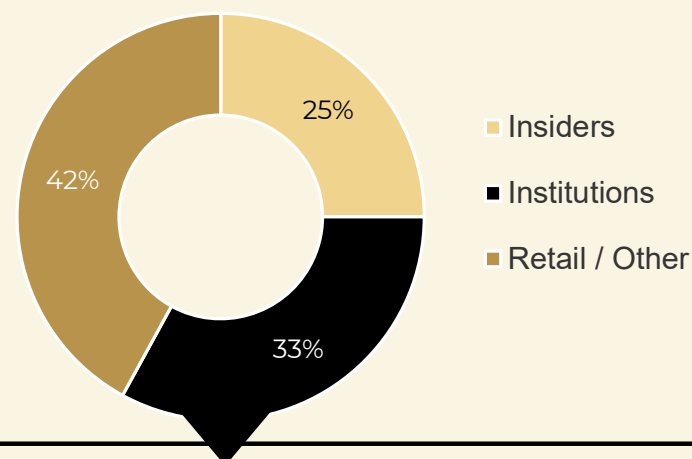
Capital Structure and Market Valuation

| | |
|---------------------------------|-------------|
| Common Shares Outstanding | 241,911,939 |
| Insiders (~24%) | 57,279,923 |
| Fully Diluted Shares | 264,781,039 |
| Share Price (as of Sep 2, 2025) | C\$3.17 |
| Market Cap | ~C\$760 |
| Cash (unaudited) | ~C\$20M |
| Average 90D Volume | ~300,000 |

Coverage –Targets >\$4.80 / +52% Avg Return¹

| | | | |
|---|------|---|------|
|  | +81% |  | +34% |
|  | +66% |  | +26% |

Ownership



Top 10 Institutional Investors

1. Earth Resource Investment Group
2. ASA Gold and Precious Metals
3. Euro Pacific Asset Mgmt.
4. Blackrock
5. Ixios Asset Mgmt.
6. Mackenzie Financial
7. U.S. Global Investors
8. Amati Global Investors
9. Sprott Asset Mgmt.
10. Commodity Discovery Fund



MAJOR MINING ACTIVITIES IN THE GUIANA SHIELD





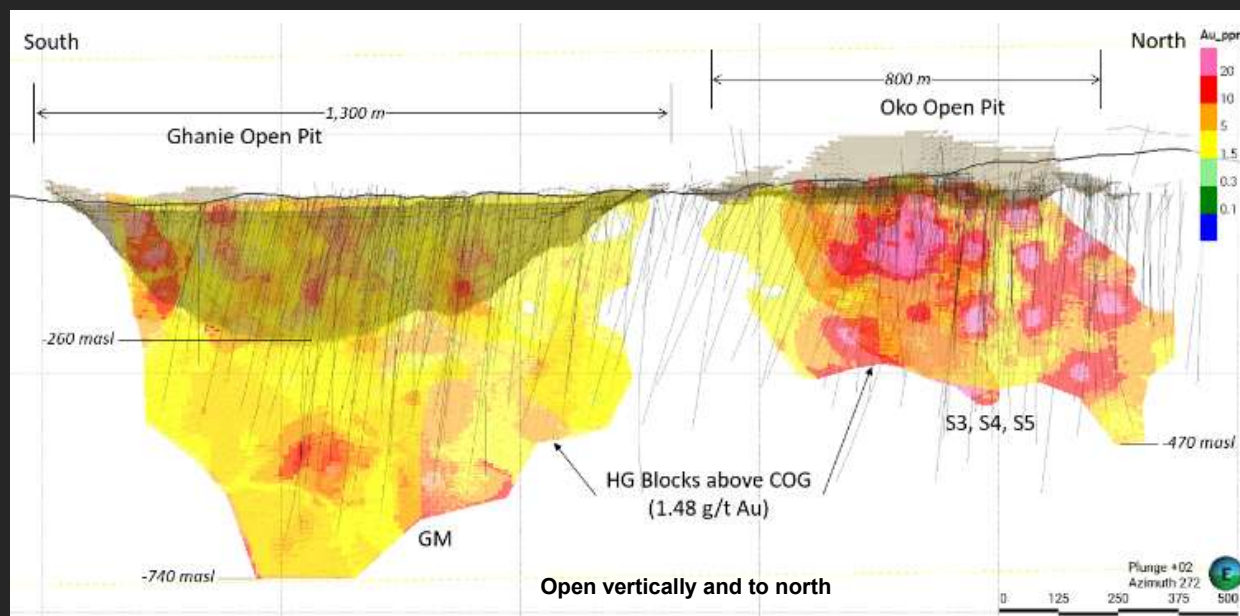
Flagship Oko-Ghanie Gold Project – 3+ Moz Mineral Inventory



Growing/Defining Guyana's
Highest Grade Gold Deposit

- ▶ **Global 3.1 Moz @ ~3 g/t Au (OP + UG)¹**
 - 1.5 Moz @ 3.40 g/t Au (Ind)
 - 1.6 Moz @ 2.48 g/t Au (Inf)
- ▶ **High-grade, near surface zones (S3,S4,S5):**
 - 609koz @ 10.25 g/t Au <370m from surface (Ind)
 - 360koz @ 7.28 g/t Au <560m from surface (Inf)
- ▶ **2.5km N-S structure within 5km mineralized gold camp**, GMIN's Oko West Project to south (+5.4 Moz Au)
- ▶ Drilling inventory: 153km in 587 holes
- ▶ **Remains open** at depth and to the north along strike

Oko-Ghanie Project Long Section Looking West



Higher grade, near surface
equals **intrinsically more
favorable economics:**



**Faster
payback
period**



**Lower
Capex &
Opex**



**Significant
Leverage to
gold price**

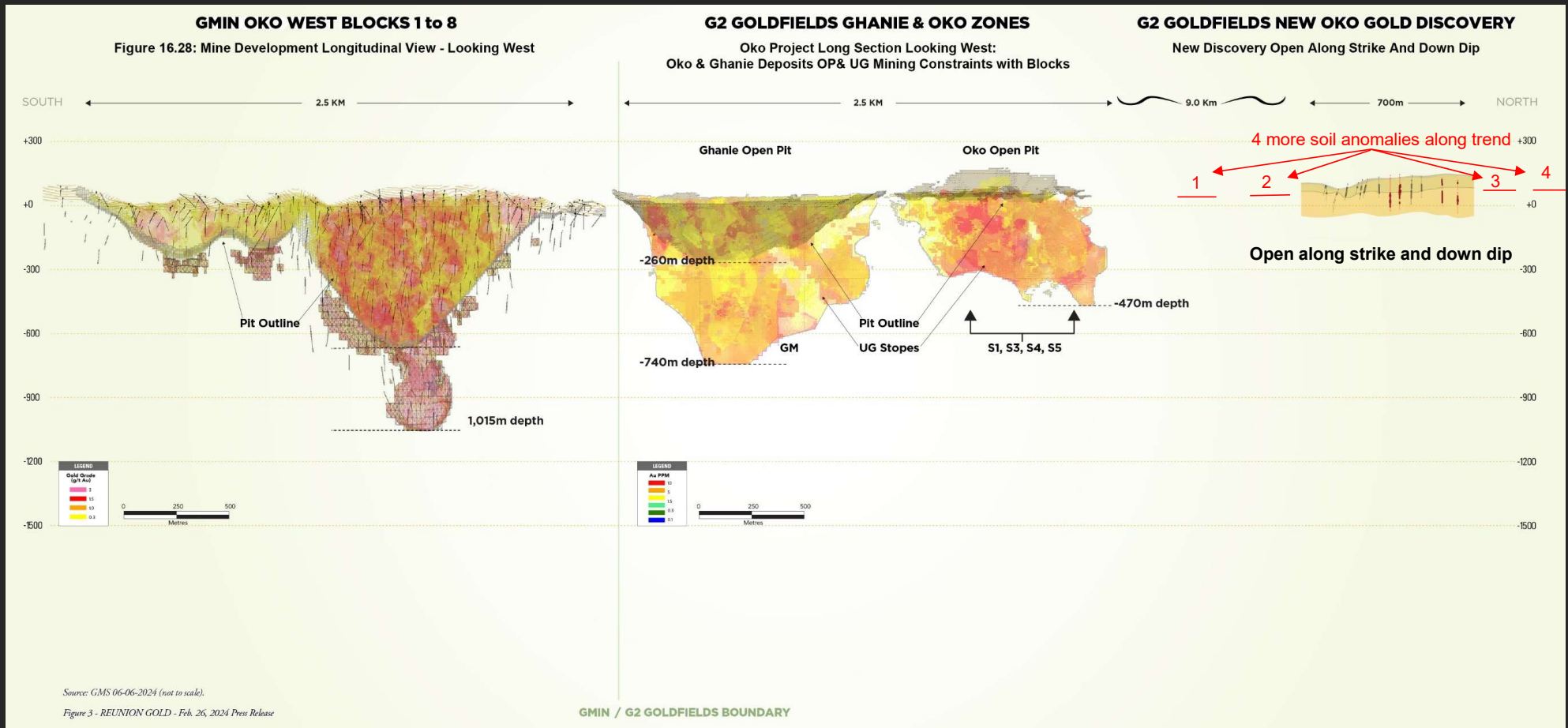
TSX: GTWO
OTCQX: GUYGF

Source:

(1) See corresponding NI 43-101 Technical Report with an effective date of March 1, 2025 and available on the Company's website and Sedar+ profile.



New Oko Gold Discovery Along Same Trend

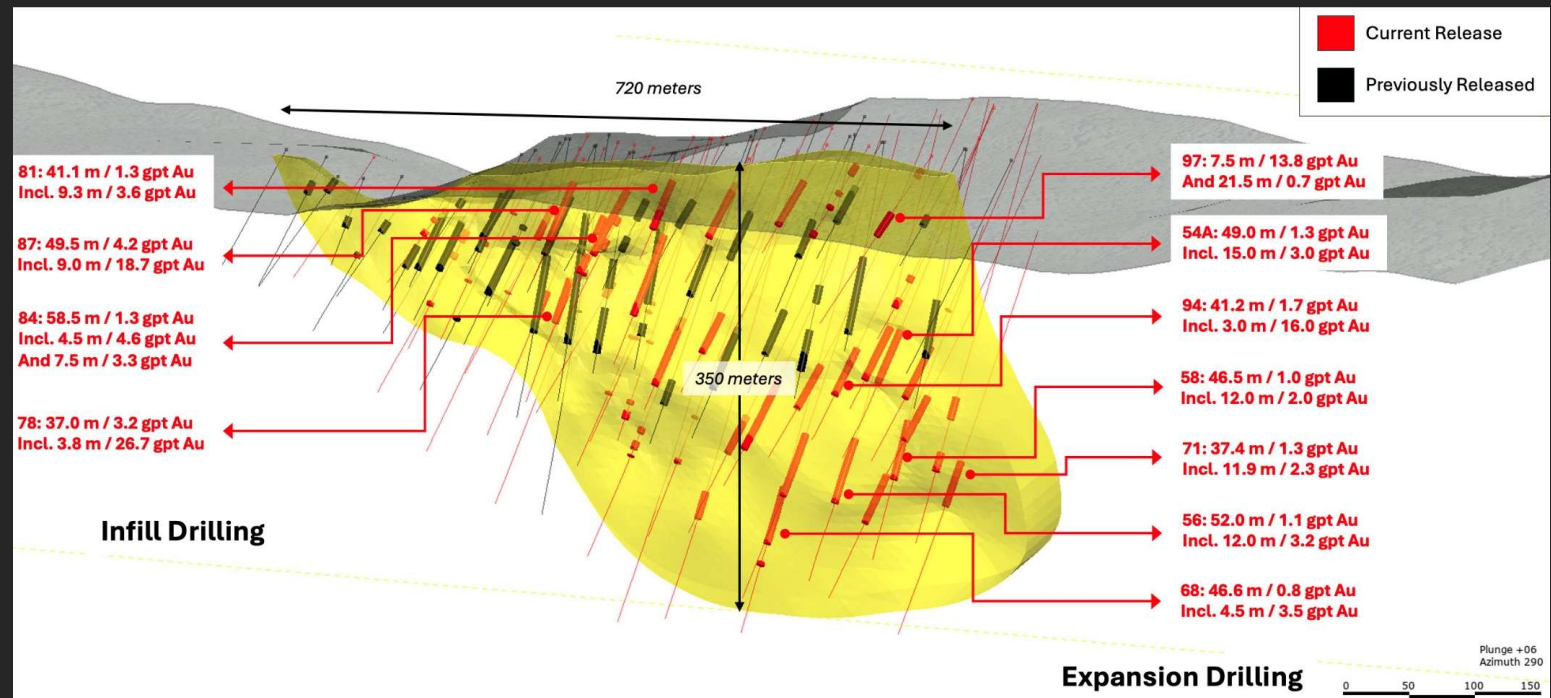


TSX: GTWO
OTCQX: GUYGF



New Oko Gold Discovery – Plan View

- Located <10 kms north and along same mineralized gold trend that hosts Oko-Ghanie resource
- Strike length of ~720m, drilled to 350m vertical
- Recent drilling intersects broad zones of high-grade gold mineralization down plunge of original Discovery Zone
- Strike, depth and camp potential adjacent to 5km mineralized gold trend to the south hosting 9 Moz Au
- To be included in upcoming MRE in Q4 2025



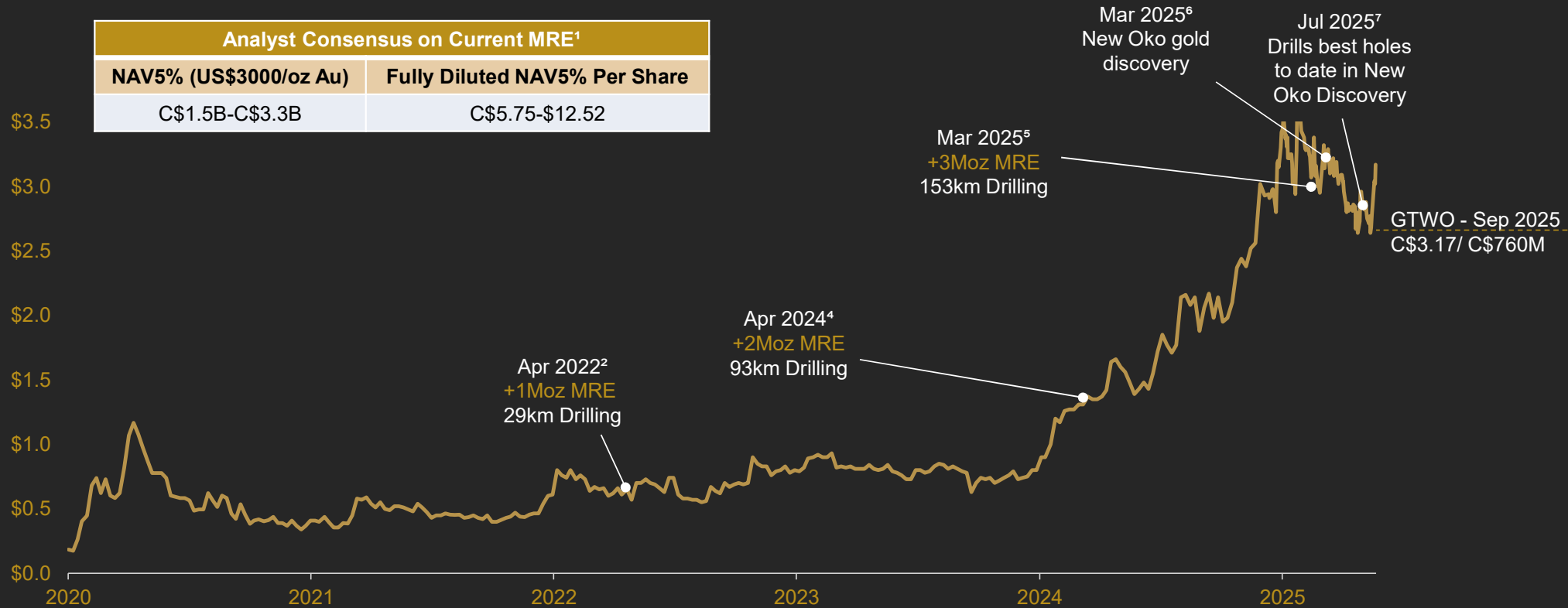
TSX: GTWO
OTCQX: GUYGF

Source: See press release dated Sep 8, 2025



G3 Spin-Out To Unlock Greater Shareholder Value

Repeatable value creation formula in G3 spin-out



TSX: GTWO
OTCQX: GUYGF

Sources:

(1) Analyst Estimates and target prices are reported from sell-side research coverage and are independent of the results of G2 and are no guarantee of future performance. 2) See press release dated April 26, 2022, 3) See press release dated January 19, 2024; 4) See press release dated April 3, 2024; 5) See press release dated March 10, 2025; 6) See press release dated March 18, 2025; &) See press release dated July 15, 2025.

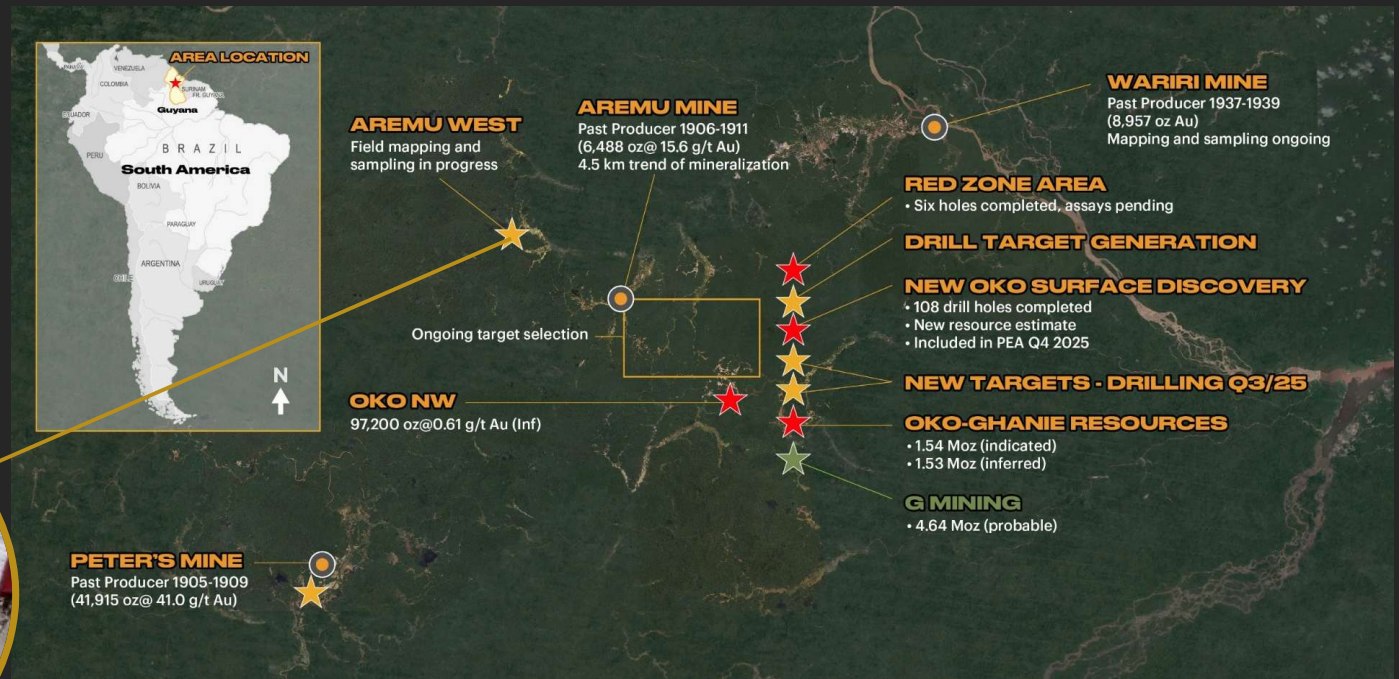


Actively Exploring News Areas

- G2 team has been exploring the Cuyuni Gold Basin for + 25 years
- Local knowledge of geology and structures
- Actively acquiring land in the district through established local presence and track record
- 10 active mapping and soil sampling teams on various targets to aid in defining drill targets



Regional Target – Aremu West



TSX: GTWO
OTCQX: GUYGF



Conclusion – Repeatable Value Creation Formula

WHY
G2?

- ▶ **Large, High-Grade Gold Resource**
 - ✓ +3 Moz Au @ ~3 g/t Au Oko-Ghanie Project within 9 Moz Au camp
 - ✓ High-grade, near surface deposit - Avg 9 g/t Au (Ind.) in Oko Main UG
 - ✓ Resources remain open vertically and to north along trend
- ▶ **New Oko Gold Discovery Provides Standalone District Scale**
 - ✓ Located within 10 km north of existing resource, ~720m x 350m defined, open
- ▶ **Near Term Re-Rate Catalysts**
 - ✓ Updated MRE in Q4/25 to include New Oko Discovery
 - ✓ PEA in Q4/25
- ▶ **Near Deposit Discovery and Targets**
 - ✓ Aggressive regional program focused on near-surface discoveries across district
- ▶ **Premier Jurisdiction**
 - ✓ Straightforward permitting - Ability to advance projects quickly
- ▶ **Management With Proven Discovery Track Record**
 - ✓ Past discoveries in Guyana exceed 10 Moz Au
- ▶ **G3 Spin Out Unlocking Greater Shareholder Value**
 - ✓ Spin-out of non-core assets + new acquisitions (in process)
 - ✓ Contains past high-grade underground producers

