

JAGUAR

MINING INC.

TSX:JAG
OTCQX:JAGGF

PRECIOUS METALS CONFERENCE

September 2024



FORWARD LOOKING STATEMENTS

This presentation ("Presentation") does not constitute an offer of any securities for sale or a solicitation of an offer to purchase any securities. This Presentation, and the information contained herein, is not for release, distribution or publication into or in the United States or any other jurisdiction where applicable laws prohibit its release, distribution or publication. This Presentation has been prepared by Jaguar Mining Inc. (the "Company") for information purposes only. Reliance on this Presentation for the purpose of engaging in any investment activity may expose an individual to a significant risk of losing all of the property or other assets invested. Certain statements in this Presentation may constitute forward-looking information within the meaning of applicable securities laws. Generally, forward-looking information can be identified by the use of forward-looking terminology such as, without limitation, "expects", "budget", "scheduled", "estimates", "forecasts", "projections", "upcoming", "plans" and/or the negatives thereof or other variations of such words and phrases (or comparable terminology), or by statements that certain actions, events or results "may", "will", "could", "would" or "might", "be taken", "occur" or "be achieved". Certain statements, beliefs and opinions in this Presentation, which reflect the Company's or, as appropriate, the Company's directors' and/or management's, current expectations and projections about future events, constitute forward-looking information. Forward-looking information contained in this Presentation is based on certain assumptions regarding, among other things, production costs, the geological interpretation and statistical inferences or assumptions drawn from drilling and sampling analysis, expected growth, results of operations, performance, industry trends and growth opportunities. Forward-looking statements are necessarily based upon a number of estimates and assumptions that, while considered reasonable by the Company, its directors and/or its management, as applicable, are inherently subject to significant legal, business, economic and competitive uncertainties and contingencies. Despite a careful process to prepare and review the forward-looking information, there can be no assurance that the underlying opinions, estimates and assumptions will prove to be correct. Forward-looking statements involve known and unknown risks, uncertainties and other factors that may cause actual financial results, performance or achievements to be materially different from what is expressed or implied by those forward-looking statements, and the forward-looking statements are not guarantees of future performance. The above-referenced risks, uncertainties and other factors include, but are not limited to, risks associated with: general economic conditions; adverse industry events; future legislative and regulatory matters; inability to access sufficient capital from internal and external sources on favourable terms; engineering and construction timetables and capital costs for the Company's development and expansion projects; the ability of the Company to implement its business strategies and plans; competition; foreign currency exchange and interest rate fluctuations; and fluctuations in the price of gold. In addition, there are risks and hazards associated with the business of mineral exploration, development and mining, including environmental hazards, industrial accidents, flooding and gold bullion losses (and the risk of inadequate insurance coverage for these risks). Additional risks are described in detail in the Company's disclosure documents available on the Company's corporate profile at www.sedarplus.ca (including the Company's most recent Annual Information Form and Management Discussion and Analysis, which are available on SEDAR+ at www.sedarplus.ca). Notwithstanding the foregoing, readers are cautioned that the list of risks set forth herein and in the Company's disclosure documents are not exhaustive. Except as required by law, we disclaim any obligation to update or revise any forward-looking statements, whether as a result of new information, events or otherwise. It is not the intention to provide a complete or comprehensive analysis of the Company's financial or business prospects. The information contained in these materials should be considered in the context of the circumstances prevailing at the time and has not been, and will not be, updated to reflect material developments which may occur after the date these materials were prepared. Where any opinion or belief is expressed in this Presentation, it is based on the assumptions and limitations mentioned herein and is an expression of present opinion or belief only. No warranties or representations can be made as to the origin, validity, accuracy, completeness, currency or reliability of the information. The Company disclaims and excludes all liability (to the extent permitted by law) for losses, claims, damages, demands, costs and expenses of whatever nature arising in any way out of or in connection with the information in this Presentation, its accuracy, completeness or by reason of reliance by any person on any of it.

Financial Information and Management Estimates

Some of the financial information included in this Presentation is unaudited. There is a material risk that the audited financial results will differ significantly from the unaudited financial information presented herein. Certain information in this Presentation is based on management estimates. Such estimates have been made in good faith and represent the current beliefs of management. Management believes that such estimates are founded on reasonable grounds. However, by their nature, estimates may not be correct or complete. Accordingly, no representation or warranty (express or implied) is given that such estimates are correct or complete.

Historical Information Illustrative Only

Historical statements contained in this Presentation regarding past trends or activities should not be taken as a representation that such trends or activities will continue in the future. In this regard, certain financial information contained herein has been extracted from, or based upon, information available in the public domain and/or provided by the Company. In particular, historical results of the Company should not be taken as a representation that such trends will be replicated in the future. No statement in this document is intended to be nor may be construed as a profit forecast.

Other Disclaimers

The contents of this Presentation are confidential and may not be copied, distributed, published or reproduced in whole or in part, or disclosed or distributed by recipients to any other person. No securities commission or similar authority of Canada, the United States or any other jurisdiction has reviewed or in any way passed upon this Presentation, and any representation to the contrary is an offence. No reliance may be placed for any purpose whatsoever on the information or opinions contained in this Presentation or on its completeness, accuracy or fairness. Readers should not construe the contents of this Presentation as investment, legal, tax, regulatory, financial or accounting advice and are urged to consult with their own advisers in relation to such matters. Readers are advised to conduct their own due diligence with respect to the Company and the information set forth in this Presentation and agree to be bound by the limitations of this disclaimer. The Company's forward-looking statements and more broadly, this Presentation, are expressly qualified in their entirety by the foregoing disclaimers and cautionary statements.

Technical Information

The technical and scientific information in this Presentation has been reviewed and approved by Jon Hill, an employee of the Company, and a Qualified Person as defined by National Instrument 43-101 - Standards of Disclosure for Mineral Projects ("NI 43-101"). All mineral reserve and mineral resource estimates are estimated in accordance with NI 43-101. Unless otherwise noted, such mineral reserve and mineral resource estimates are as of December 31, 2023.

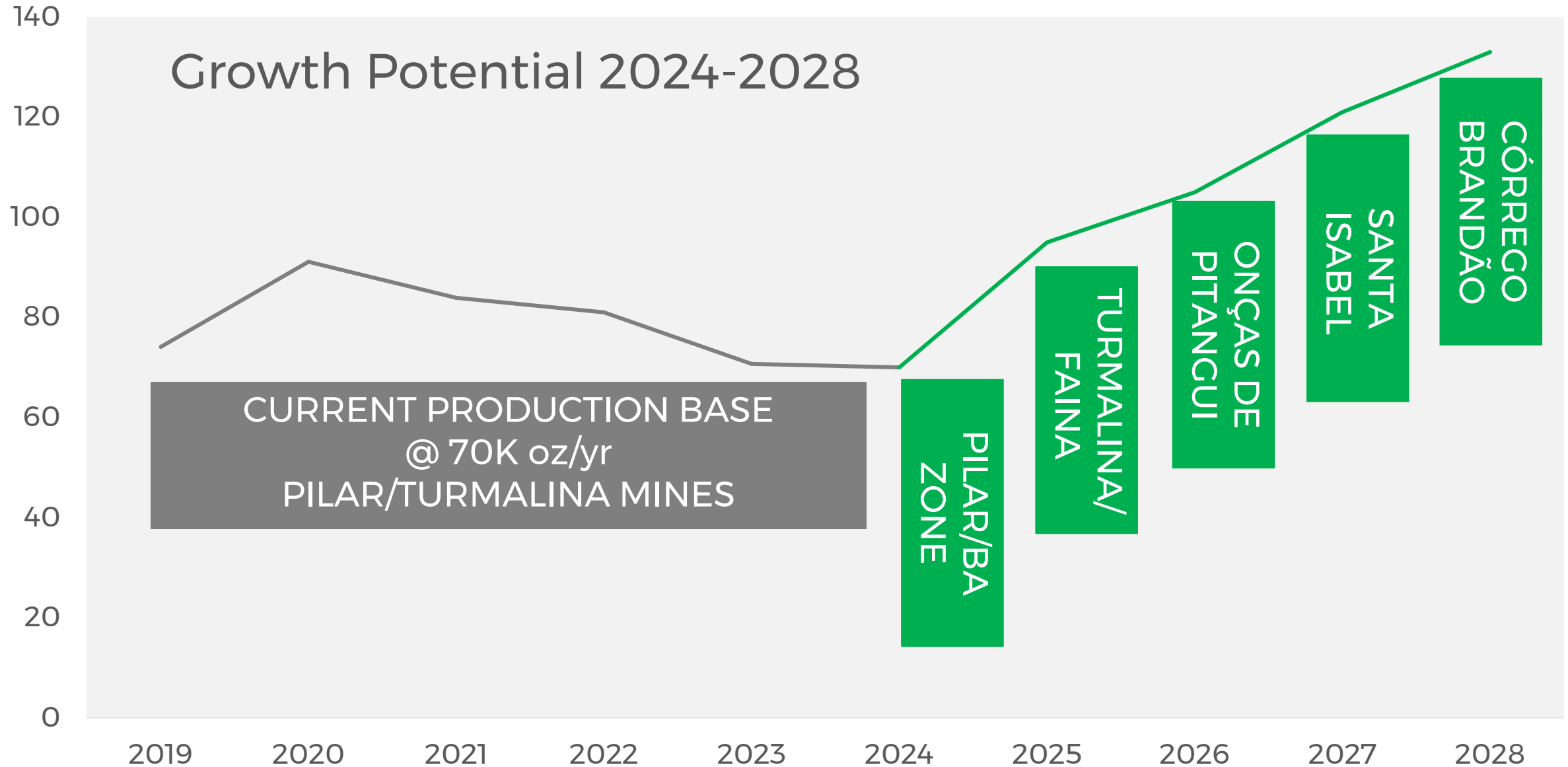
Currency

All figures in this presentation are in US Dollars, unless otherwise expressed.

SELF FUNDED GROWTH PLAN



Kozs





Brazilian Gold

TSX listed gold producer

In the Iron Quadrangle - a prolific greenstone belt in Minas Gerais

Continuous production since 2006

Cumulative production of ~1.7Moz

LAND POSITION AND MINE COMPLEXES

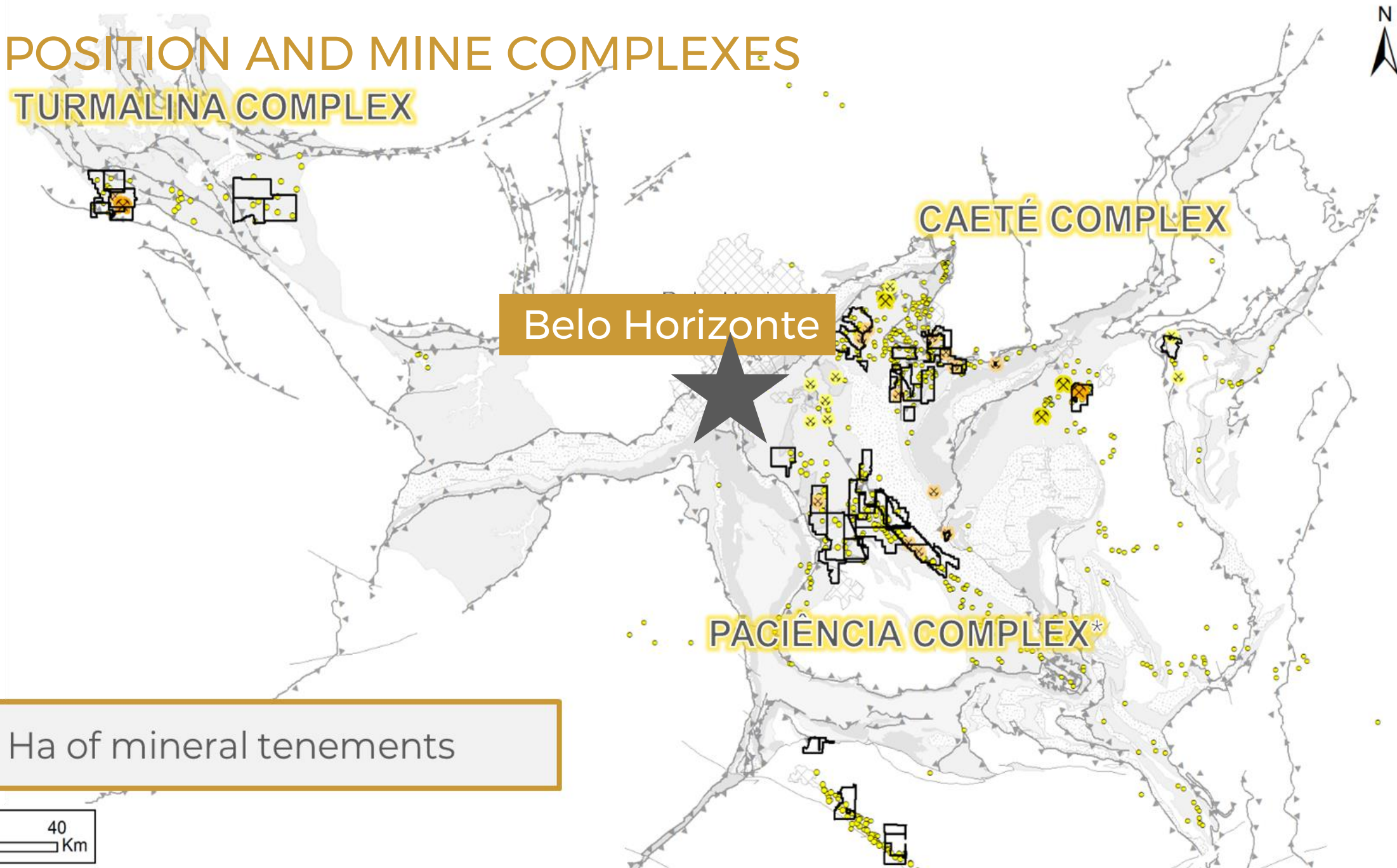
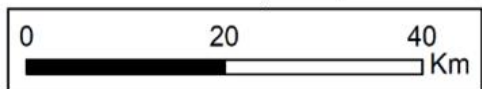
TURMALINA COMPLEX

CAETÉ COMPLEX

Belo Horizonte

PACIÊNCIA COMPLEX*

41,571 Ha of mineral tenements



CURRENTLY EXISTING RESOURCES FOR GROWTH

| | PROJECT | TONNAGE | AU GRADE | CONTAINED AU |
|-----------------|---------------------|--------------|-------------|--------------|
| | | Kt | g/t | Koz |
| M&I* | Turmalina - Faina | 1,427 | 5.08 | 233 |
| | Onças de Pitangui | 3,423 | 4.07 | 448 |
| INF | Turmalina - Faina | 1,420 | 5.09 | 232 |
| | Pilar deep BA Zone* | 0 | 0.00 | 0 |
| | Santa Isabel (CPA) | 978 | 4.01 | 126 |
| | Onças de Pitangui | 3,343 | 3.53 | 379 |
| | Córrego Brandão | 1,072 | 1.48 | 51 |

NOTE: All MRRM numbers as at Dec. 31, 2023

* BA Zone new resources expect to be added in 2024 MRRM update

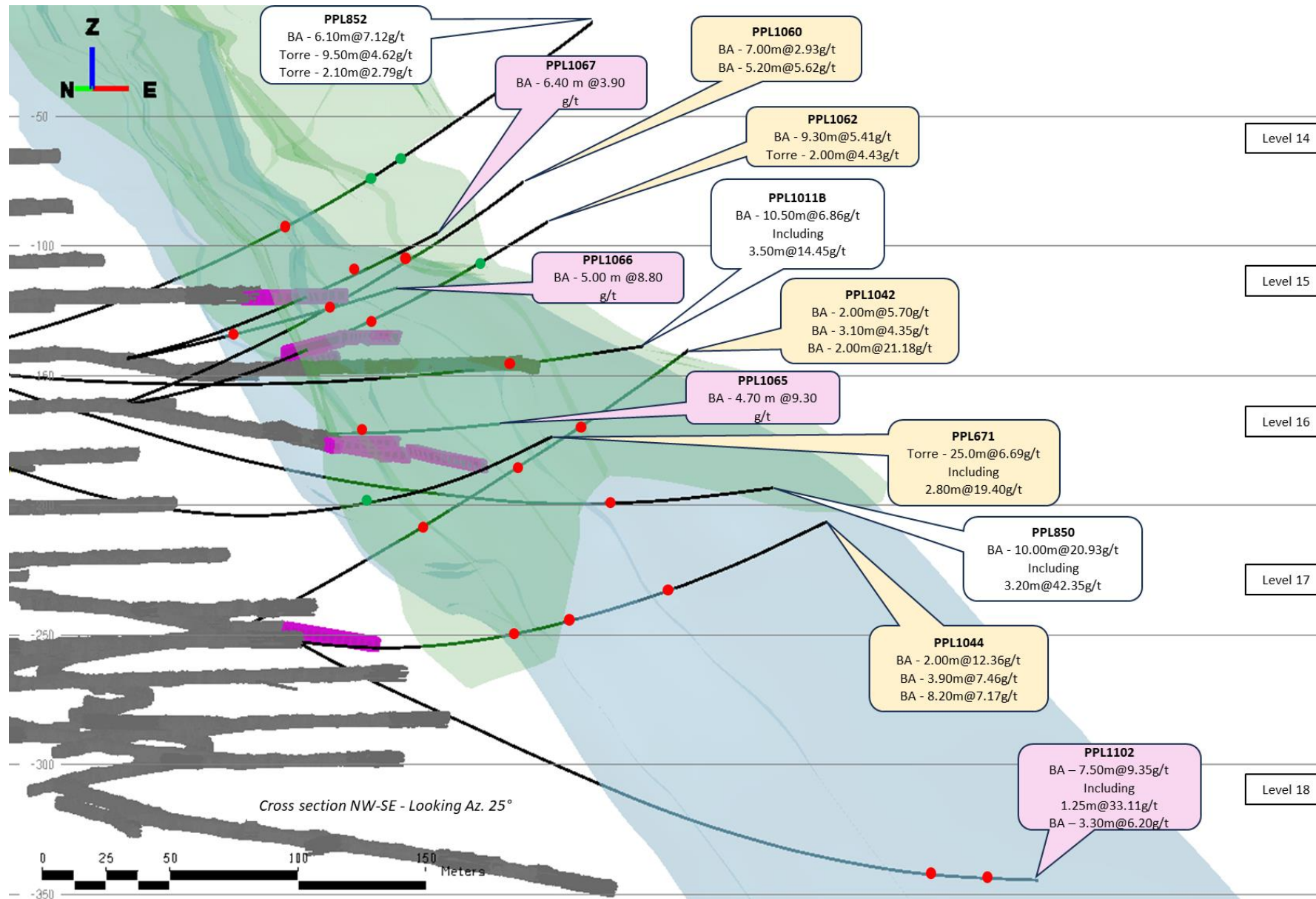
BA ZONE – 2024 PLAN

| | Q1 Actual | Q2 Actual |
|--|---------------------|-------------|
| Pilar Mine excluding BA Zone production | | |
| Tonnes mined | 80,968 | 83,089 |
| Head grade (g/t) | 3.28 | 3.64 |
| Ounces produced | 7,470 | 8,549 |
| BA Zone production | | |
| Tonnes mined | 14,962 | 15,585 |
| Head grade (g/t) | 4.44 | 4.84 |
| Ounces produced | 1,887 | 2,145 |
| Pilar Mine total production | | |
| Tonnes mined | 95,930 | 98,674 |
| Head grade (g/t) | 3.46 | 3.83 |
| Ounces produced | 9,357 | 10,694 |
| BA Zone production | H2 Estimated | |
| Tonnes | 50-60,000 | |
| Head grade (g/t) | ~4.14 | |
| Meters | ~750 | |

BA ZONE UPSIDE POTENTIAL

- 130m drive on 15-2 level (Feb 28, 2024 announcement) has extended mineralization laterally
- Hole PPL1102 grading 9.35 g/t over 7.5 metres at level 18 indicates potential for a vertical panel of mineralization down to level 18
- Sparse drilling above level 15 represents an excellent opportunity to expand resources in BA-Torre zones between levels 8 and 14
- Q2 2024 development ore and grades not based on stoping (grade upside expected)
- Five development headings are currently in process to set up stoping access

BA ZONE DIAMOND DRILL INTERCEPTS BY YEAR

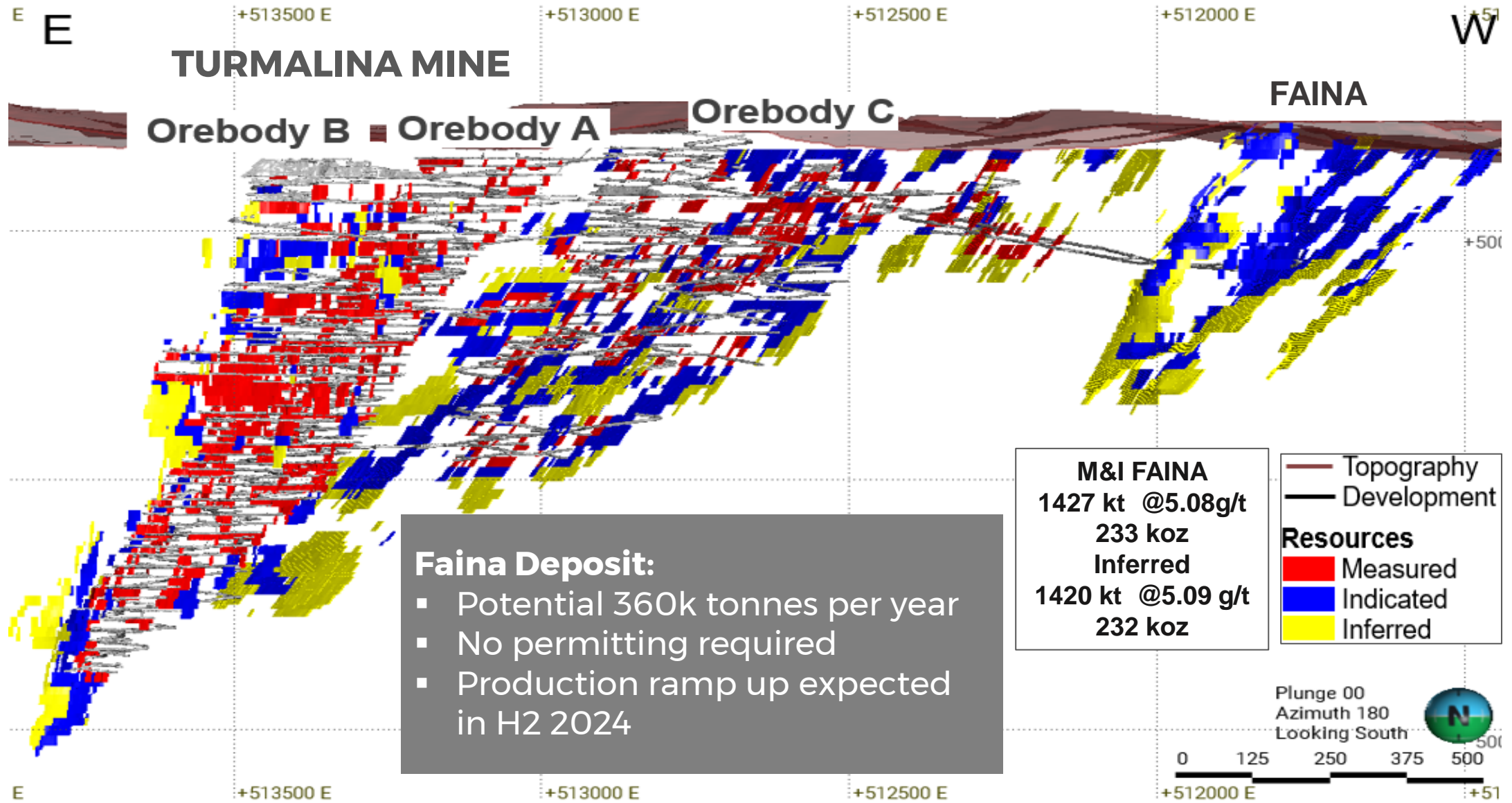


2022

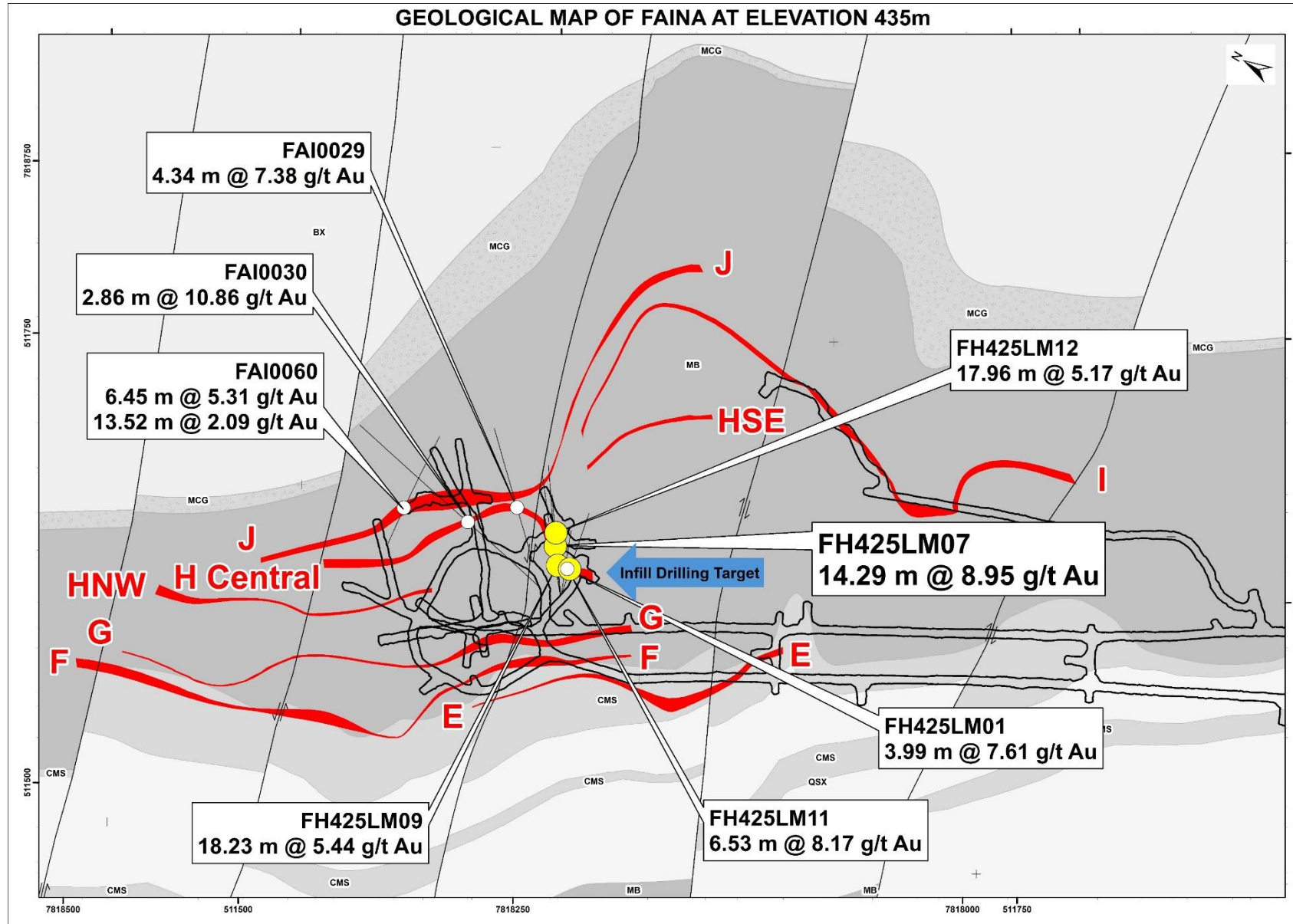
2023

2024

TURMALINA/FAINA ZONE LONG SECTION



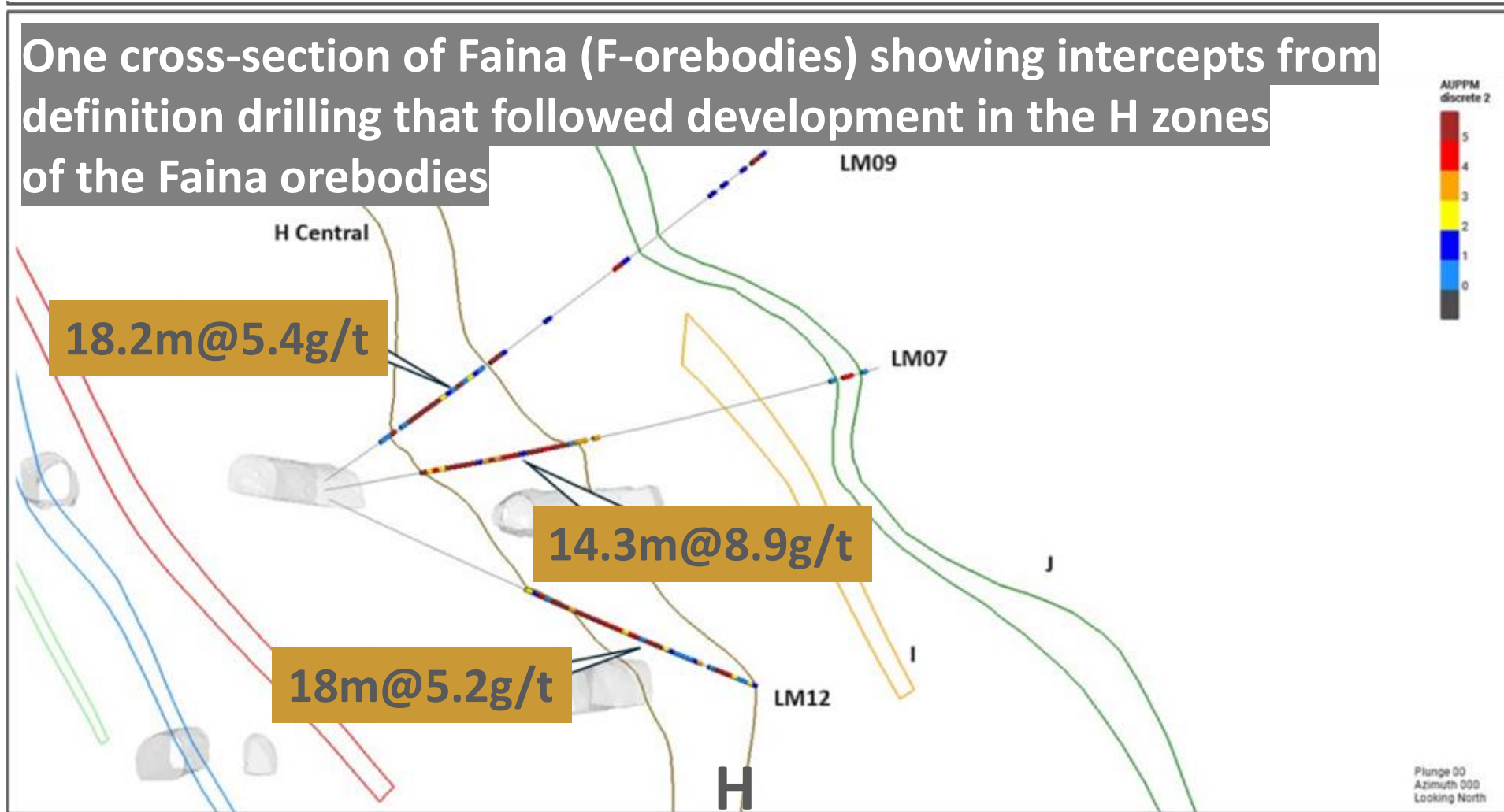
LOCATION OF ACCESS DEVELOPMENT FROM TURMALINA MINE TO FAINA AND DIAMOND DRILLING INTERSECTIONS



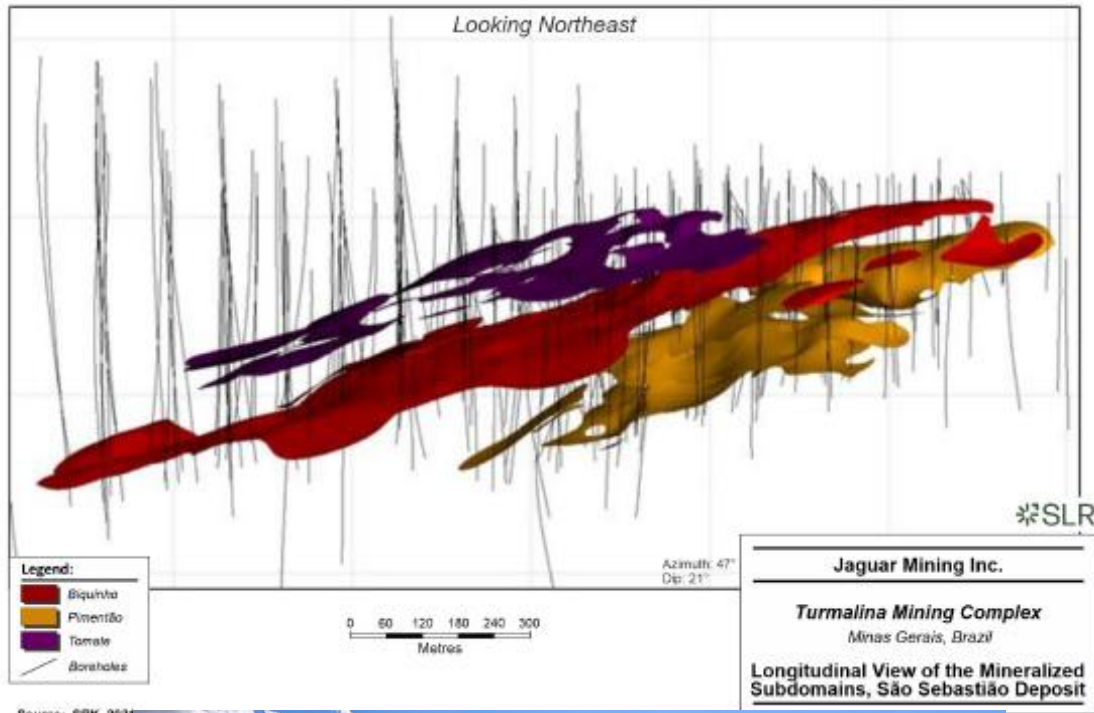
TURMALINA/FAINA ZONE - A GOOD AREA TO START



One cross-section of Faina (F-orebodies) showing intercepts from definition drilling that followed development in the H zones of the Faina orebodies



ONÇAS DE PITANGUI PROJECT



Source: SRK, 2021



Development to begin 2026
First ounces in ~H2 2026

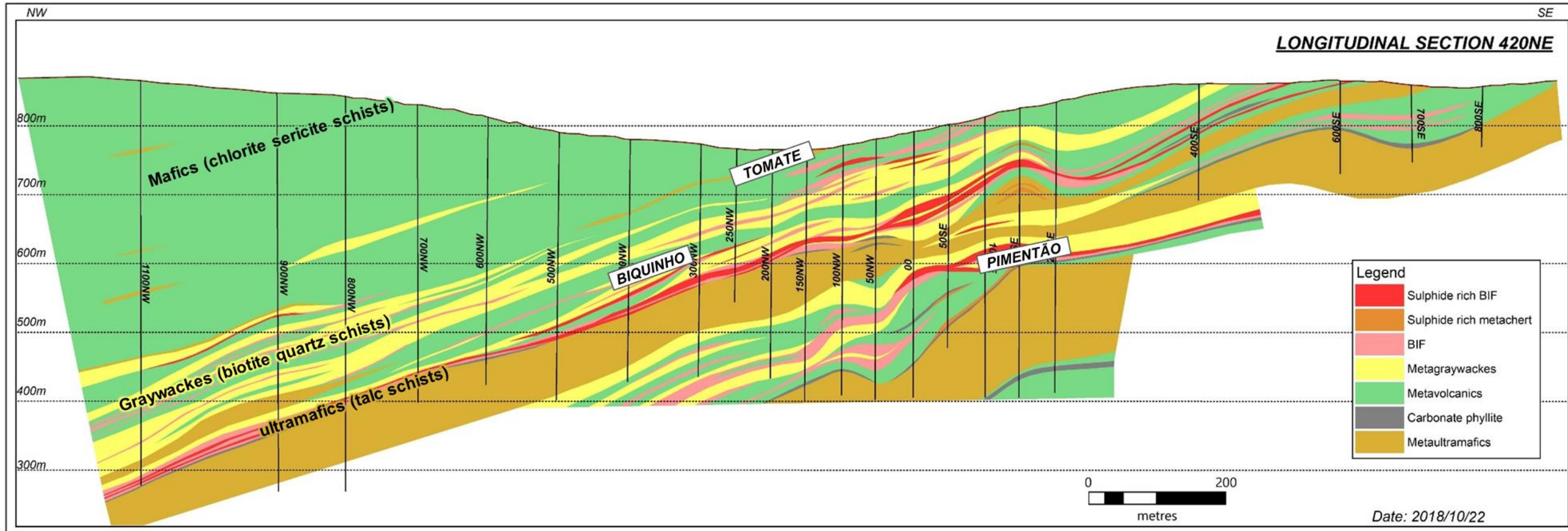


M&I Resources: 448 Koz @ 4.07 g/t Au
Inferred Resources: 379 Koz @ 3.53 g/t Au
Potential production rate of 360k tonnes per year

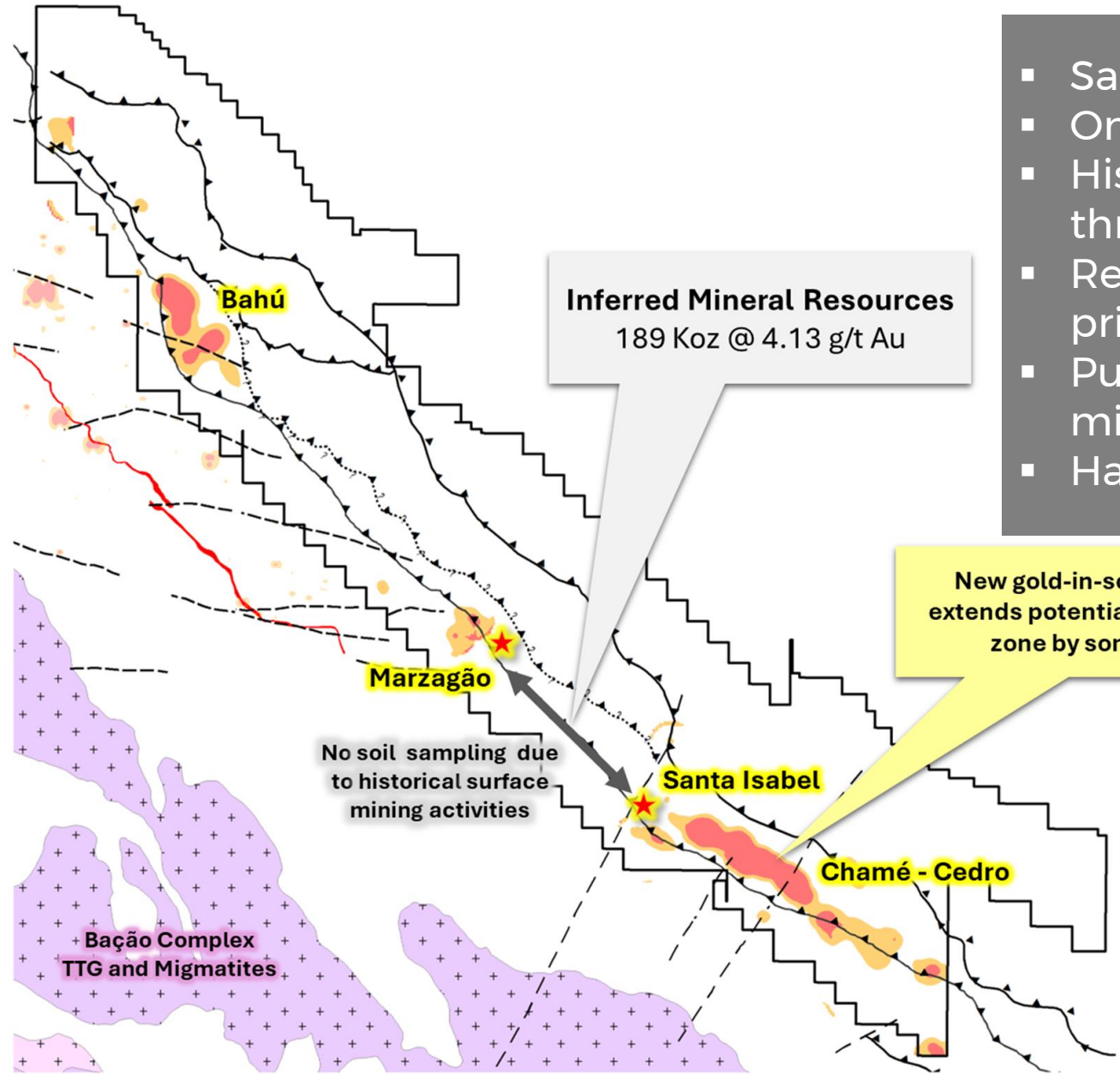


Modified Room and Pillar Mining
Haul to Turmalina Plant
Recoveries up to 90%


ONÇAS DE PITANGUI PROJECT



SANTA ISABEL



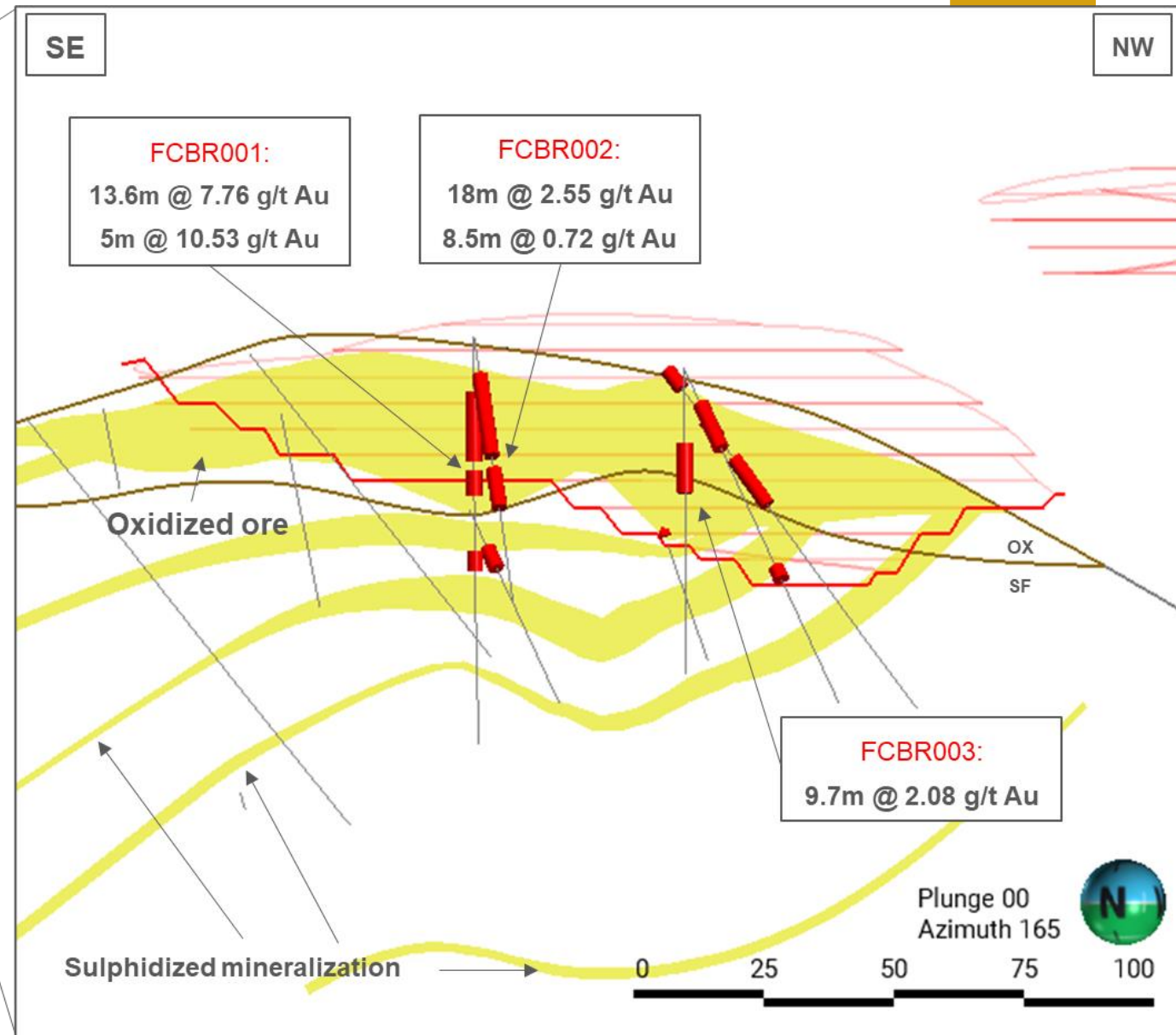
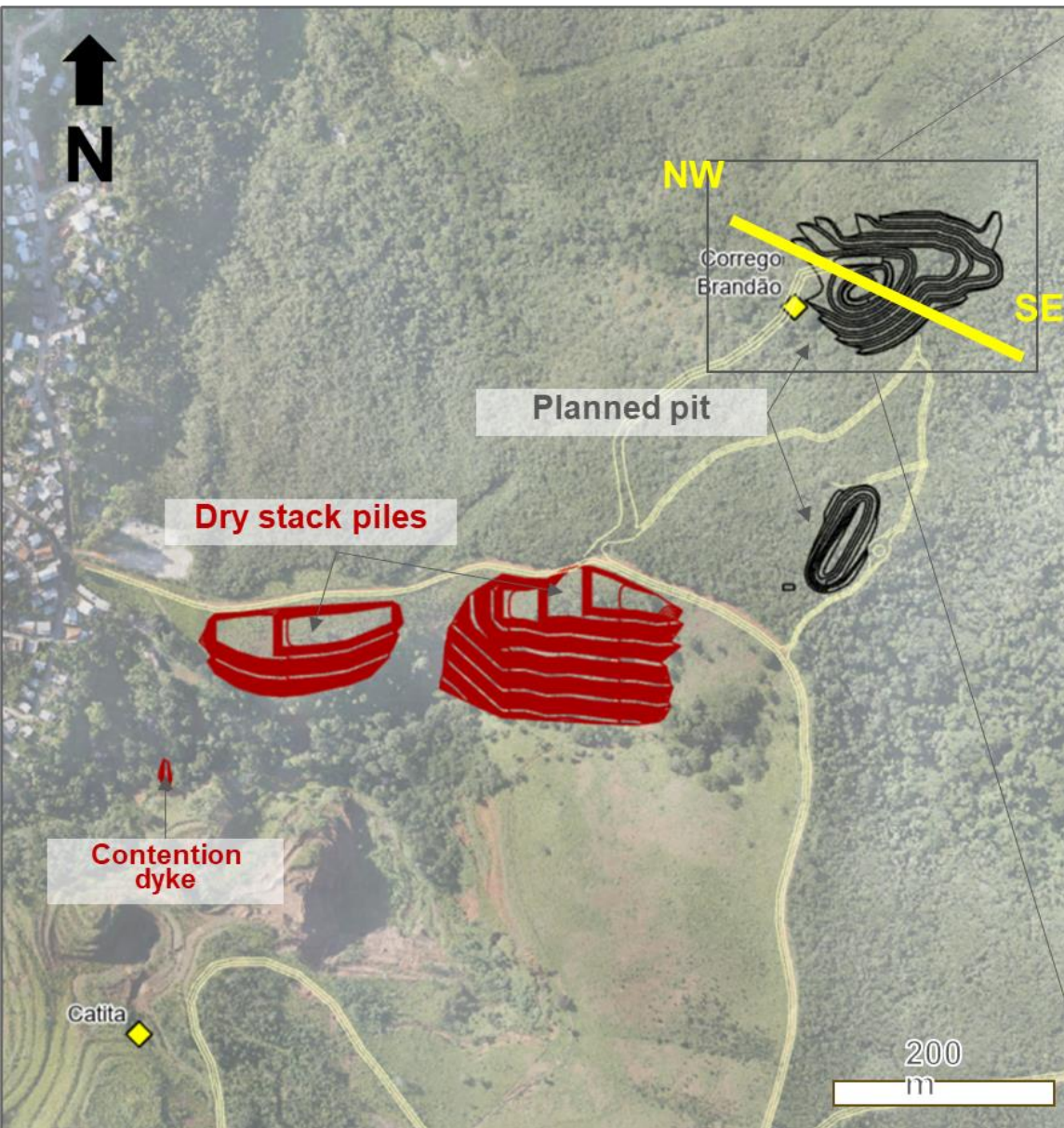
- Santa Isabel is fully permitted
- On care and maintenance since 2012
- Historic 5% NSR royalty cancelled through transaction with AGA
- Resources economic at current gold prices
- Pumping water to access mineralization
- Haul ore to CCA Plant ~35km



2 Km



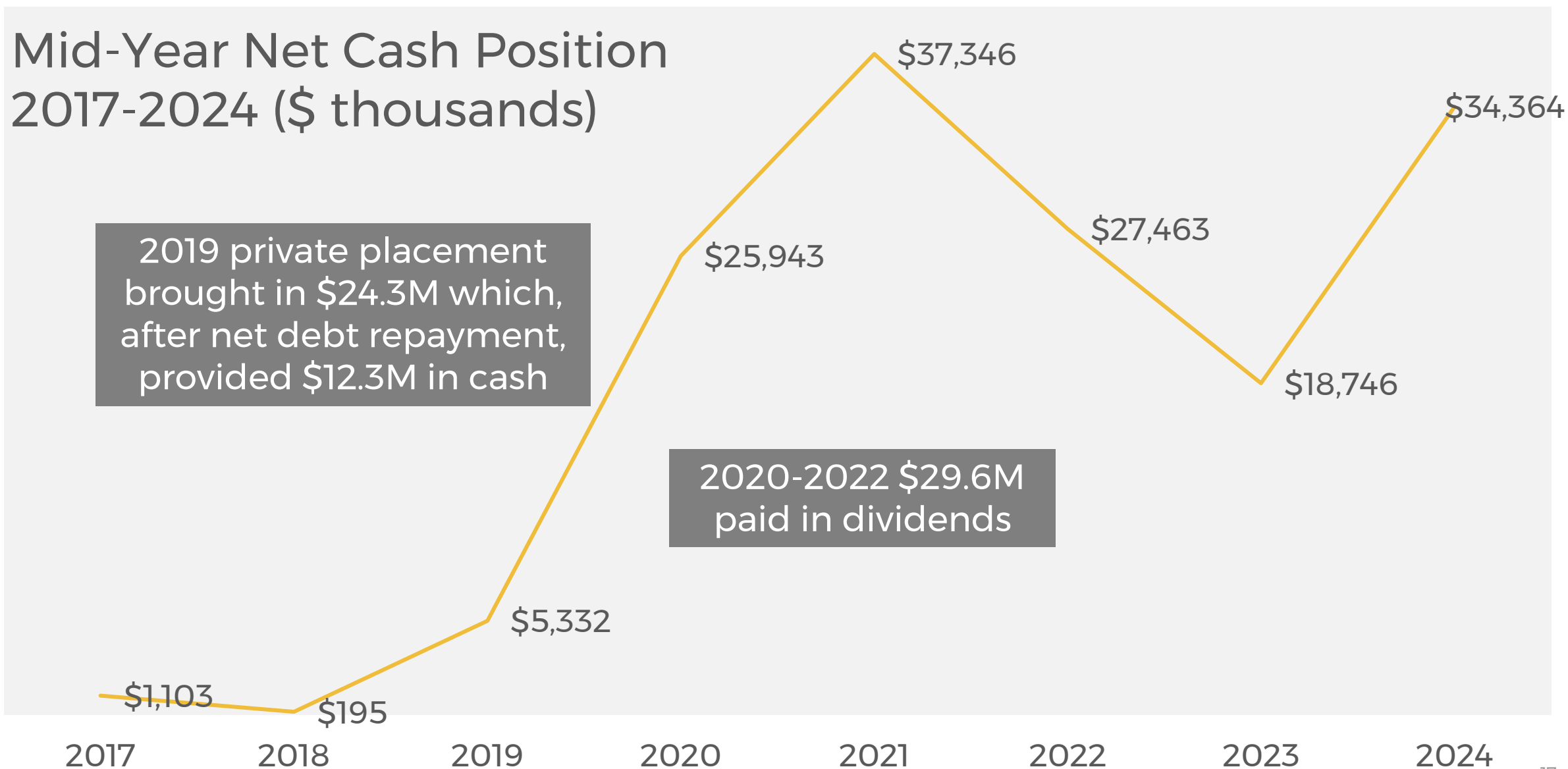
CÓRREGO BRANDÃO PROJECT



ROBUST CASH GENERATION SUPPORTS GROWTH



Mid-Year Net Cash Position 2017-2024 (\$ thousands)



CORPORATE SUMMARY



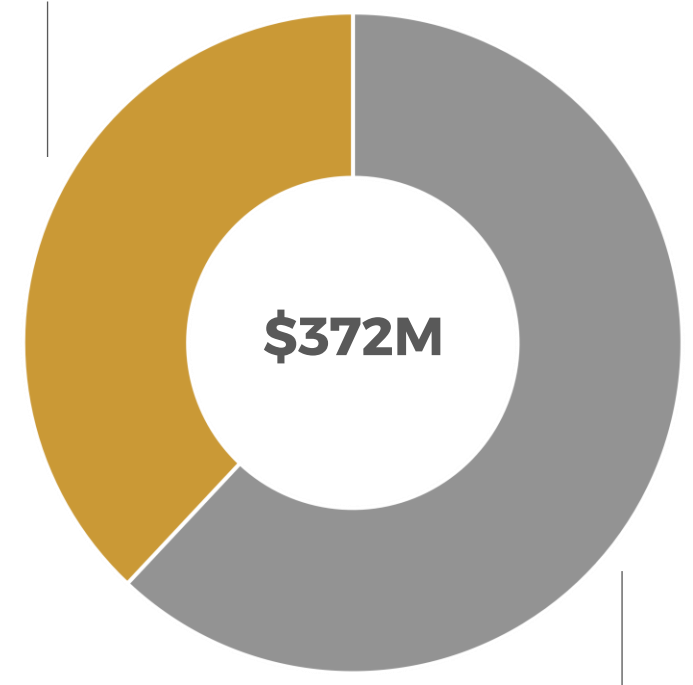
Share Capitalization As at Augus 30, 2024

| | |
|---------------------------|-------------|
| Common shares outstanding | 79.1M |
| Share price | C\$4.71 |
| Market Capitalization | C\$372M |
| 52-week high, low | \$1.12-5.05 |

Cash & Debt As at June 30, 2024

| | |
|---|---------|
| Cash and cash equivalents | \$37.4M |
| Notes payable (no covenants, no security)* | \$3.1M |

~38% All other shareholders



~62% Top 3 (Eric Sprott, SPM, IAMGOLD Corp)

* Rolling ACC's supporting gold exports (Brazil requirement)

WHO WE ARE



Vernon Baker
CHIEF EXECUTIVE
OFFICER

- Appointed CEO in 2019
- Over 35 years of international mining industry experience



Alfred Colas
CHIEF FINANCIAL
OFFICER

- Appointed CFO in 2023
- Over 30 years of finance and mining industry experience



Jon Hill
QP & EXPLORATION
ADVISOR

- Joined Jaguar in 2017
- Over 35 years of global exploration experience



Eric Duarte
VP
BUSINESS
DEVELOPMENT

- Joined Jaguar in 2017
- Over 20 years of international mining experience



Marina Freitas
VP
FINANCE & PROJECTS

- Joined Jaguar in 2011
- Over 20 years of international experience in audit, finance and projects

Experienced management team

CONTACT US

TORONTO

25 Adelaide Street East

Suite 1400

Toronto, Ontario M5C 3A1

T: 416 847-1854

BRAZIL

Jaguar Mining Inc.

R. Andaluzita, 131 - 7th floor

30310-030 Belo Horizonte - Minas Gerais

T: +55 31 3232-7101



www.jaguarmining.com



TSX:JAG | OTCQX:JAGGF

RESERVES AND RESOURCES (as at Dec. 31, 2023)

| | PROJECT | TONNAGE | AU GRADE | CONTAINED AU |
|-----------------|-------------------------------------|---------------|-------------|--------------|
| | | Kt | g/t | Koz |
| P&P | Pilar | 1,906 | 3.17 | 194 |
| | Turmalina | 1,323 | 3.38 | 144 |
| | Faina | 787 | 5.22 | 132 |
| | Total | 4,015 | 3.64 | 470 |
| M&I* | Pilar | 3,260 | 3.93 | 413 |
| | Roça Grande | 962 | 3.9 | 121 |
| | Turmalina | 3,295 | 4.08 | 432 |
| | Faina | 1,427 | 5.08 | 233 |
| | Pontal | 266 | 3.44 | 29 |
| | Onças de Pitangui Project | 3,423 | 4.07 | 448 |
| | Total | 12,633 | 4.12 | 1,676 |
| INF | Pilar | 2,771 | 3.87 | 343 |
| | Roça Grande and C. Brandão | 1,961 | 2.66 | 168 |
| | Turmalina | 1,271 | 3.26 | 133 |
| | Faina | 1,420 | 5.09 | 232 |
| | Pontal, Pontal South and Zona Basal | 1,609 | 2.65 | 137 |
| | Onças de Pitangui Project | 3,343 | 3.53 | 379 |
| | Paciência (Santa Isabel) | 1,799 | 4.06 | 235 |
| | Total | 14,175 | 3.58 | 1,628 |

* M&I Resources are inclusive of 2P Reserves