

NOVAGOLD

Precious Metals Summit, Beaver Creek

September 10 – 13, 2024

TSX, NYSE AMERICAN: NG | [NOVAGOLD.COM](https://www.novagold.com)



CAUTIONARY STATEMENTS

REGARDING FORWARD-LOOKING STATEMENTS

This presentation includes certain "forward-looking information" and "forward-looking statements" (collectively "forward-looking statements") within the meaning of applicable securities legislation, including the United States Private Securities Litigation Reform Act of 1995. Forward-looking statements are frequently, but not always, identified by words such as "expects", "continue", "ongoing", "anticipates", "believes", "intends", "estimates", "potential", "possible", and similar expressions, or statements that events, conditions, or results "will", "may", "could", "would" or "should" occur or be achieved. Forward-looking statements are necessarily based on several opinions, estimates and assumptions that management of NOVAGOLD considered appropriate and reasonable as of the date such statements are made, are subject to known and unknown risks, uncertainties, assumptions, and other factors that may cause the actual results, activity, performance, or achievements to be materially different from those expressed or implied by such forward-looking statements. All statements, other than statements of historical fact, included herein are forward-looking statements. These forward-looking statements include statements regarding the anticipated timing of certain judicial and/or administrative decisions; becoming one of the highest annual gold producers in the Americas; the 2024 forecast spending; the timing and potential for a new feasibility study on the Donlin Gold project; our goals, planned activities and planned expenditures for 2024; ongoing support provided to key stakeholders including Alaska Native Corporation partners; Donlin Gold's continued support for the state and federal permitting process; the potential development and construction of the Donlin Gold project; the sufficiency of funds to continue to advance development of Donlin Gold, including to a construction decision; perceived merit of properties; mineral reserve and mineral resource estimates; Donlin Gold's ability to secure the permits needed to construct and operate the Donlin Gold project in a timely manner, if at all; legal challenges to Donlin Gold's existing permits and the timing of decisions in those challenges; whether the Donlin Gold LLC board will continue to advance the Donlin Gold project up the value chain and generate value for our stakeholders; the success of the strategic mine plan for the Donlin Gold project; the success of the Donlin Gold community relations plan; uncertainties related to fluctuations in gold prices and demand, and other risks and uncertainties. In addition, any statements that refer to expectations, intentions, projections or other characterizations of future events or circumstances are forward-looking statements. Forward-looking statements are not historical facts but instead represent the expectations of NOVAGOLD management's estimates and projections regarding future events or circumstances on the date the statements are made. Important factors that could cause actual results to differ materially from expectations include the need to obtain additional permits and governmental approvals; the timing and likelihood of obtaining and maintaining permits necessary to construct and operate; whether or when a positive construction decision will be made regarding the Donlin Gold project; the need for additional financing to explore and develop properties and availability of financing in the debt and capital markets; uncertainties involved in the interpretation of drill results and geological tests and the estimation of reserves and resources; changes in mineral production performance, exploitation and exploration successes; changes in national and local government legislation, taxation, controls or regulations and/or changes in the administration of laws, policies and practices, expropriation or nationalization of property and political or economic developments in the United States or Canada; the need for continued cooperation between Barrick and NOVAGOLD, the need for additional capital if NOVAGOLD determines to proceed with an updated feasibility study on its own; development and eventual construction of the Donlin Gold property; the need for cooperation of government agencies and Native groups in the development and operation of properties; risks related to construction of mining projects such as accidents, equipment breakdowns, bad weather, disease pandemics, non-compliance with environmental and permit requirements, unanticipated variation in geological structures, ore grades or recovery rates; unexpected cost increases, which could include significant increases in estimated capital and operating costs; fluctuations in metal prices and currency exchange rates; and other risks and uncertainties disclosed in NOVAGOLD's most recent reports on Forms 10-K and 10-Q, particularly the "Risk Factors" sections of those reports and other documents filed by NOVAGOLD with applicable securities regulatory authorities from time to time. Copies of these filings may be obtained by visiting NOVAGOLD's website at www.novagold.com, or the SEC's website at www.sec.gov, or at www.sedarplus.ca. The forward-looking statements contained herein reflect the beliefs, opinions and projections of NOVAGOLD on the date the statements are made. NOVAGOLD assumes no obligation to update the forward-looking statements of beliefs, opinions, projections, or other factors, should they change, except as required by law.

Forward-looking statements contained in this presentation are based on a number of material assumptions, including but not limited to the following, which could prove to be significantly incorrect: our ability to achieve production at any of our mineral exploration and development properties; estimated capital costs, operating costs, production and economic returns; estimated metal pricing, metallurgy, mineability, marketability and operating and capital costs, together with other assumptions underlying our resource and reserve estimates; our expected ability to develop adequate infrastructure and that the cost of doing so will be reasonable; assumptions that all necessary permits and governmental approvals will be obtained and the timing of such approvals; assumptions made in the interpretation of drill results, the geology, grade and continuity of our mineral deposits; our expectations regarding demand for equipment, skilled labor and services needed for exploration and development of mineral properties; and that our activities will not be adversely disrupted or impeded by development, operating or regulatory risks.

CAUTIONARY NOTE CONCERNING RESERVE & RESOURCE ESTIMATES

This presentation uses the terms "mineral resources", "measured mineral resources", "indicated mineral resources" and "inferred mineral resources". Mineral resources that are not mineral reserves do not have demonstrated economic viability. You should not assume that all or any part of measured or indicated mineral resources will ever be converted into mineral reserves. Further, inferred mineral resources have a great amount of uncertainty as to their existence and as to whether they can be mined legally or economically. On October 31, 2018, the SEC adopted new mining disclosure rules ("S-K 1300") that are more closely aligned with current industry and global regulatory practices and standards, including National Instrument 43-101 – Standards of Disclosure for Mineral Projects ("NI 43-101"). NOVAGOLD has elected to comply with S-K 1300 beginning with its fiscal year ended November 30, 2021.

While S-K 1300 is more closely aligned with NI 43-101 than the prior SEC mining disclosure rules, there are some differences. Notably, unlike NI 43-101, S-K 1300 requires that resources be disclosed exclusive of mineral reserves, and that mineral resources and reserves be disclosed on the basis of our interest in them. NI 43-101 is a rule developed by the Canadian Securities Administrators, which established standards for all public disclosure on issuer makes of scientific and technical information concerning mineral projects. Unless otherwise indicated, all resource estimates contained in this presentation have been prepared in accordance with NI 43-101 and the CIM Definition Standards, as well as S-K 1300.

Project	Qualified Person(s)	Most Recent Disclosure
Donlin Gold	Kirk Hanson, MBA, P.E. Michael Woloschuk, P.Eng. Henry Kim, P.Geo. Wood Canada Limited	"NI 43-101 Technical Report on the Donlin Gold Project, Alaska, USA" ("2021 Technical Report") prepared by Wood Canada Limited ("Wood"), effective June 1, 2021. "S-K 1300 Technical Report Summary on the Donlin Gold project, Alaska, USA" ("S-K 1300 Technical Report Summary") prepared by Wood, dated November 30, 2021.

Paul Chilson, P.E., who is the Manager, Mine Engineering for NOVAGOLD and a "qualified person" under NI 43-101 and S-K 1300, has approved the scientific and technical information contained in this presentation.

ALL DOLLAR AMOUNTS QUOTED IN THIS REPORT ARE IN U.S. CURRENCY UNLESS OTHERWISE NOTED.



WHY NOVAGOLD?

WHY NOVAGOLD?

DONLIN GOLD IS ONE OF THE MOST ATTRACTIVE TIER 1 GOLD DEVELOPMENT ASSETS IN THE WORLD TODAY¹...



And is simply unique in the North American gold space in its rare combination of key attributes:

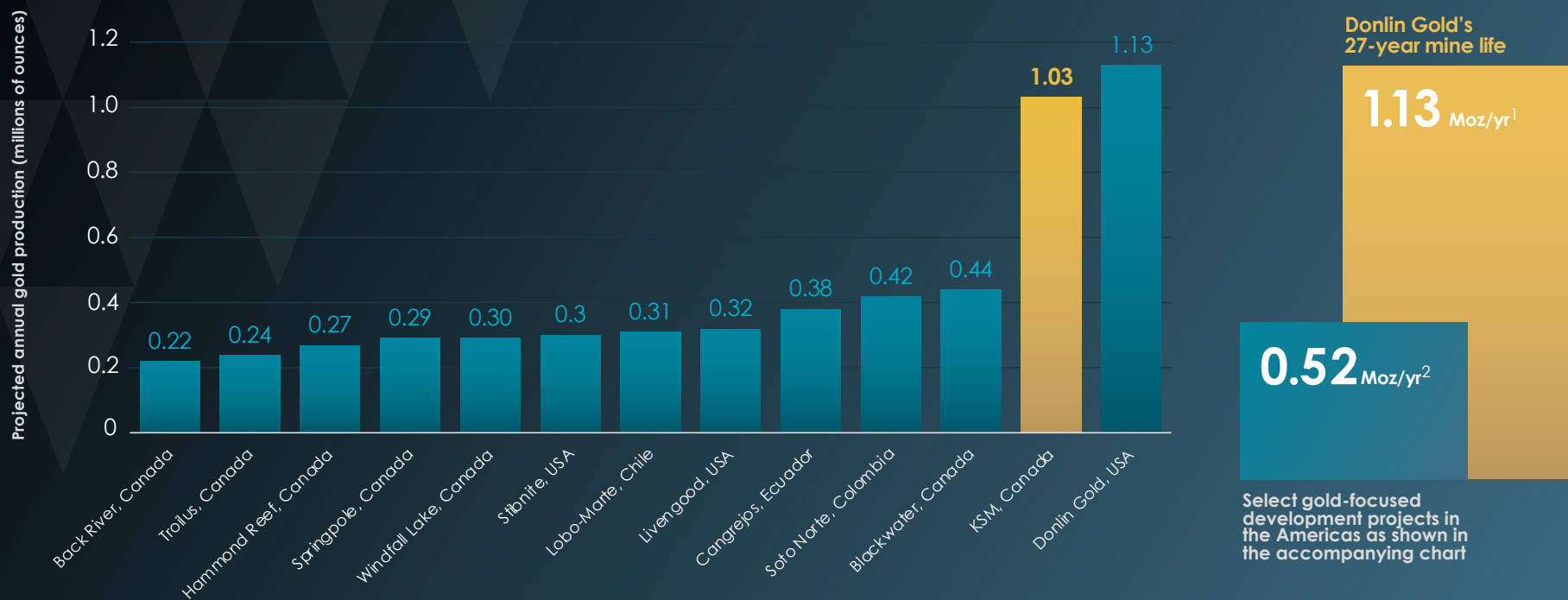
- 1 Production Profile** → Potential to produce **1.1Moz** ounces per annum at second quartile cash cost over a **27-year life**²
- 2 High-Grade at Scale** → **39Moz** gold contained in measured and indicated mineral resources³ at **2.24 g/t Au**⁴
- 3 Jurisdictional Safety** → **Alaska** is a world-leading mining jurisdiction⁵ with a well-established tradition of responsible mining
- 4 Partnerships** → Social license with a project located on private land owned by two **Native Corporation partners**
- 5 Permitting** → **Federal permitting completed** and State permitting on-track
- 6 Experienced Team** → **First-rate management team** with excellent mine building expertise in the Americas
- 7 Exploration Potential** → Excellent **exploration upside** on strike, at depth, and within the district

[See endnotes for this slide in Appendix](#)

[See Mineral Reserves & Mineral Resources table in Appendix](#)

DONLIN GOLD IS POSITIONED TO BECOME A MILLION-OUNCE GOLD PRODUCER

Anticipated to be one of the highest annual gold producers in the Americas



¹See endnotes for this slide in Appendix

²See Mineral Reserves & Mineral Resources table in Appendix

DONLIN GOLD HAS DOUBLE THE GLOBAL AVERAGE GOLD GRADE

Among the world's highest-grade known open-pit gold deposits



Global average grade¹

Donlin Gold average grade²

While global average gold grades are declining, **Donlin Gold's grade provides resilience** through commodity price cycles

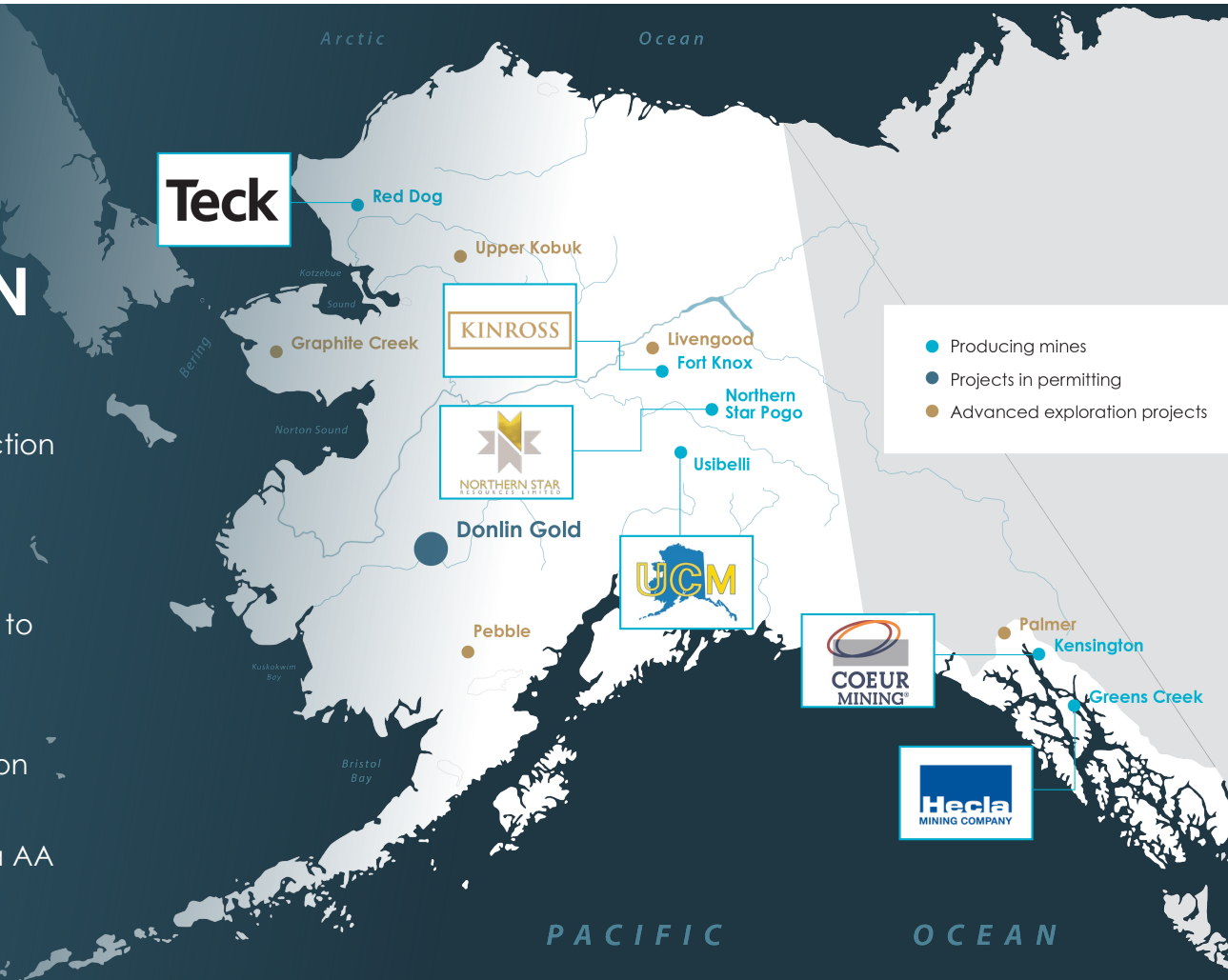
¹ See endnotes for this slide in Appendix.

² See Mineral Reserves & Mineral Resources table in Appendix.

ALASKA: WORLD-LEADING MINING JURISDICTION

- 2nd largest gold-producing state in the U.S.¹
- \$4.5B value of annual non-fuel mineral production in Alaska (6th highest in U.S.)²
- \$1.1B spend on goods and services with 450+ Alaska businesses³
- 11,800 total direct and indirect jobs attributed to Alaska mining industry³
- \$1.1B in wages for careers in mining³
- Alaska ranks 3rd out of 120 mining jurisdictions on the Global Investment Risk Index⁴
- One of only 12 mining jurisdictions to receive a AA rating in 2023, all of which are in the U.S. and Canada (No AAA ratings awarded)⁴

[See endnotes for this slide in Appendix](#)



ALASKA NATIVE CORPORATION PARTNERSHIPS ELEVATE THE DONLIN GOLD PROJECT

Donlin Gold is located on private land owned by Native Corporations, which was designated by law for mining activities five decades ago

Calista Corporation:

- Calista board selected the land for resource development through the Alaska Native Claims Settlement Act of 1971
- Generate employment opportunities and economic benefits for Calista shareholders
- Invited Donlin Gold to develop property for benefit of shareholders
- Exploration and mining lease
- Hiring preference: shareholders, spouses, and descendants
- Bidder's preference for subsidiaries
- Contributions to scholarship program



ANDREW GUY,
PRESIDENT & CEO



The Kuskokwim Corporation:

- Surface Use Agreement
- Contributions to Kuskokwim Educational Foundation scholarship
- Hiring preference: shareholders, spouses, and descendants
- Bidder's preference for subsidiaries
- Agreement on construction and operation of Angyaruaq port
- Oversight during mine closure and reclamation



ANDREA GUSTY,
PRESIDENT & CEO



DONLIN GOLD PERMITTING IS LARGELY COMPLETE

Key Federal permits for the Donlin Gold project are secured, State permitting is on-track, and all challenges to date have been unsuccessful

Federal Permitting Completed

- ✓ Final Environmental Impact Statement (EIS)¹
- ✓ Joint Record of Decision (ROD) by the U.S. Army Corps of Engineers and Bureau of Land Management (BLM)¹
- ✓ Section 10/404 (wetlands) permit and BLM Offer to Lease for pipeline¹
- ✓ Pipeline and Hazardous Materials Safety Administration

State Permitting on-track

Dam safety (multi-year commitment)
Submitted preliminary design packages as next step in State approval process

State Permitting Completed

- ✓ Air Quality
- ✓ Alaska Pollutant Discharge Elimination System
- ✓ Clean Water Act Section 401 Certification¹
- ✓ Reclamation Plan
- ✓ Title 16 Fish Habitat
- ✓ Waste Management
- ✓ Pipeline Right-of-Way¹
- ✓ Land leases, easements, and use agreements (non-pipeline)
- ✓ Water Rights¹
- ✓ Public Right-of-Way re-locations in mine area and along access road

- Permitting is a thorough, extensive and inclusive undertaking with the Federal and State agencies, Native Corporation partners and the local communities, and that includes broad outreach in Alaska and Washington, D.C.

[See endnote for this slide in Appendix](#)

6 EXPERIENCED TEAM

INDUSTRY VETERANS AND EXPERTS WITH A TRACK RECORD OF SUCCESS



Over 135 Years of Combined Mining Sector Experience

- Experienced management team, most of whom joined NOVAGOLD from major mining companies
- Comprehensive knowledge in building and operating large open-pit and underground mines
 - Goldstrike, Pueblo Viejo, Turquoise Ridge, Cortez, Mercur and Bald Mountain
- In-depth experience in autoclave technology
- Expertise in permitting, sustainability, environmental compliance, indigenous relations and capital markets



THE NEXT BIG GOLD DISCOVERY COULD BE AT DONLIN GOLD

Significant potential to expand current resource at depth and along strike

- A total of 39Moz¹ (100% basis) have been defined in the ACMA and Lewis pits with approximately 1,400 drillholes totaling more than 339,000 meters
- Mineral Reserves and Mineral Resources are contained in the ACMA and Lewis pits occupying only 3km of an 8km mineralized belt, which itself is located on less than 5% of Donlin Gold's total mineral land package

[See endnote for this slide in Appendix](#)

[*See Mineral Reserves & Mineral Resources table in Appendix](#)

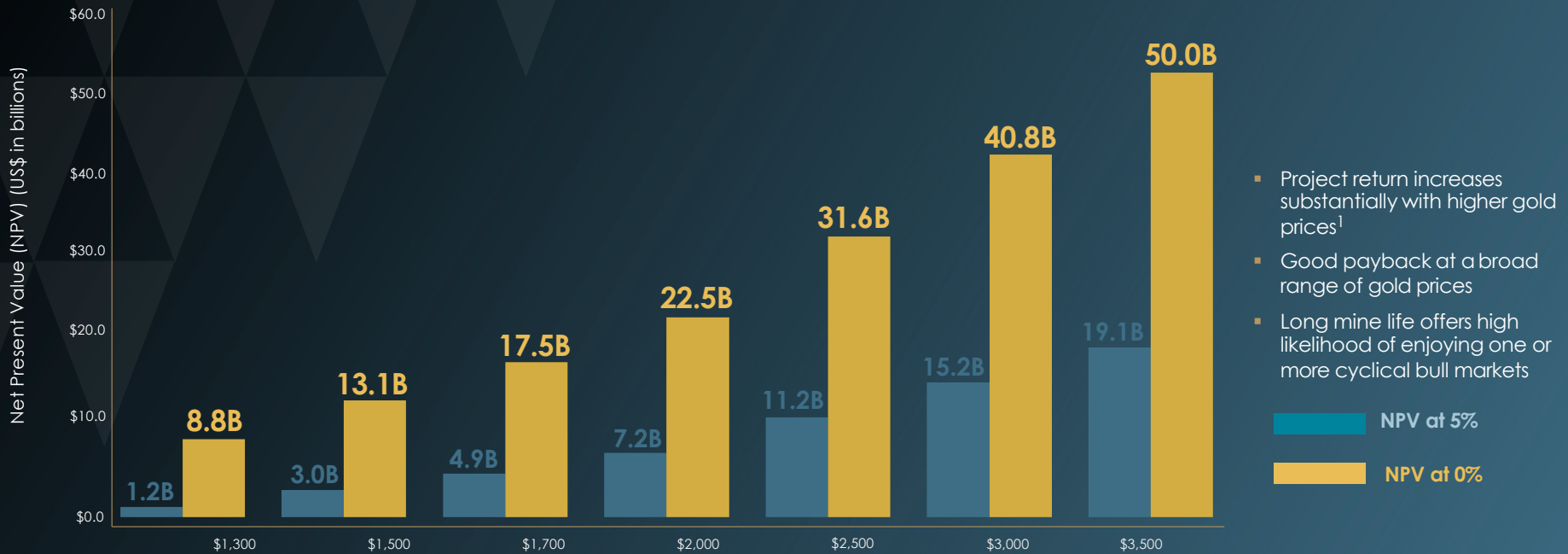


Extensive exploration potential remains at depth in the pits and along strike from Queen to Ophir

EXTRAORDINARY LEVERAGE TO GOLD IN A PLACE WHERE ONE CAN KEEP IT

“In an environment where gold is hitting new highs, yet gold equities remain deeply undervalued, astute investors should take note. The current opportunity is as compelling as any we’ve seen in the history of the gold market”

– “What Is The Cost Of Being Early?”
Goehring & Rozencwajg (August 2024)



- Project return increases substantially with higher gold prices¹
- Good payback at a broad range of gold prices
- Long mine life offers high likelihood of enjoying one or more cyclical bull markets

■ NPV at 5%
■ NPV at 0%

Operating and capital costs per 2021 Technical Report and S-K 1300 Technical Report Summary not adjusted for inflation
[See endnote for this slide in Appendix.](#)



CURRENT STATE OF PLAY

PROJECT HISTORY



1909

- Placer gold discovered at Snow Gulch

1971-1972

- Alaska Native Claims Settlement Act
- Calista Corporation founded by Yukon-Kuskokwim region village leaders
- Calista identified Donlin Creek area

1995

- Calista and The Kuskokwim Corporation (TKC) reached an agreement for mining rights with Placer Dome

2001

- Donlin Creek Joint Venture, between Placer Dome and NOVAGOLD formed

2006-2007

- Barrick acquires Placer Dome
- Donlin Creek LLC (now Donlin Gold LLC) formed

2011-2012

- Second Feasibility Study completed
- Donlin Gold LLC Board gave authorization to commence permitting

2012

- Permit application submitted to U.S. Army Corps of Engineers
- Activities focused on Environmental Impact Statement preparation through 2018

2017

- Successful drill campaigns completed at Donlin Gold through 2022

2018

- Received Federal permits - Corps published final EIS and with the BLM issued a joint Federal Record of Decision, Section 404/10 permits, and pipeline right-of-way (ROW)

2020

- Received final State ROW authorization for natural gas pipeline
- Received final state land use authorizations for project infrastructure

2021

- Updated NI 43-101 Technical Report and S-K 1300 Technical Report Summary on Donlin Gold (2020 cost update)

2022-2024

- Extensive trade-off studies, advancing the resource model, supporting permitting activities and maintaining social license in good standing

2024 SECOND QUARTER ACTIVITIES

- Advancement of metallurgical test work with a pilot plant in Ontario, Canada to confirm proposed optimizations to the flowsheet
- Submission of the preliminary design packages for the Dam Safety Certification on June 17, 2024
- Progression of regional infrastructure support planning to narrow the scope of work and advance regional energy partnership opportunities
- Incorporation of recent field data in geosciences and hydrology to update the groundwater and surface models, and continuation of data collection to update geochemical characteristics for closure planning
- Ongoing resource modelling by a third-party consultant

2024 SECOND QUARTER HIGHLIGHTS

Extensive outreach and engagement activities throughout the Yukon-Kuskokwim region

Community Engagement & Government Affairs

- Finalized an additional Shared Values Statement in the Y-K region, bringing the total to 17, and appointed eight new community liaison representatives
- Held the third Subsistence Community Advisory Committee meeting in Aniak and began planning projects to monitor and enhance salmon health in the Y-K region
- Sponsored participants in key winter events: Kuskokwim 300 and Iron Dog
- Educational initiatives:
 - Participated in the Lower Kuskokwim School District's college and career fair, the Rural Alaska Honors Institute, and CampFire Alaska summer programs
 - Presented at ANVCA Conference on revenue sharing and rural Alaska opportunities
 - Sponsored and attended the ASAA March Madness high school basketball tournament
- Advocated for Donlin Gold in Washington, D.C. with the Crooked Creek Traditional Council and received strong support from Alaska's U.S. Senators and Representative, who praised Donlin Gold as a vital economic development project in an amicus brief



SECOND QUARTER PERMITTING AND LITIGATION ACTIVITIES

Providing support in permitting process and efficient issuance of remaining State-level permits and defending Federal and State permits in litigation

State permitting and litigation activities

- The Alaska Dam Safety Certifications preliminary design packages were submitted on June 17, 2024, to the Alaska Department of Natural Resources
- Alaska Pollutant Discharge Elimination System and Waste Management Permits and Reclamation Plan Approval were extended pending reissuance - expected in 2025
- All State cases have been fully briefed

Federal litigation activities and bipartisan outreach campaign

- In a federal lawsuit, the U.S. Department of Justice is continuing to defend the Joint Record of Decision and 404 permit
- The State of Alaska, Donlin Gold and Calista filed their briefs in the second quarter. Oral arguments were held on June 24, 2024 – a decision is anticipated in 2025
- Calista and Donlin Gold continue to emphasize the project's importance to the region and comprehensive permitting process undertaken during key meetings with State and Federal agencies



NOVAGOLD'S 2023 SUSTAINABILITY REPORT

Featuring compliance with Global Reporting Initiative Standards and climate change disclosure



In 2023, the Donlin Gold project site demonstrated a commendable record of environmental compliance, with no instances of non-compliance with permit requirements. Donlin Gold has never received a citation or fine for impacts on the environment around the project site.



DONLIN GOLD ENVIRONMENT

ZERO hazardous material spills to water

ZERO spills of 10 gallons or more to land

1,235 tonnes CO₂ Eq (GHG) emissions (Scope 1)

11 regional partners helped remove 235,000 lbs of hazardous and electronic wastes from local villages

BIODIVERSITY

plan implemented through engaging in fisheries discussions throughout the region and planning for fisheries studies in the Kuskokwim River

ACCESS provided to reclaimed waterbodies in mine site area for salmon and resident fish use

ZERO significant environmental incidents



DONLIN GOLD SOCIAL

HEALTH & SAFETY

ZERO fatalities

ZERO lost-time incidents

ZERO TRIFR (Total Recordable Incident Frequency Rate)

340 HOURS dedicated to health, safety and emergency response training

PEOPLE

80% of direct hires are Alaska Native

13,103 direct engagements with key stakeholders

\$3,318,980 value of payments, sponsorships, and community initiatives

872 suppliers based in Alaska

ZERO community or human rights incidents

THREE new Shared Values Statements (total of 16)




NOVAGOLD GOVERNANCE



36% of our Board members are ETHNIC MINORITIES



27% of our Board members are WOMEN



8% of our employees are ETHNIC MINORITIES



46% of our employees are WOMEN



At NOVAGOLD, minimizing our climate footprint is not only the ethical choice but is integral to the long-term prosperity of our company.



To view the full report, visit <https://www.novagold.com/sustainability/>


2024 ACTIVITIES & UPCOMING CATALYSTS

Taking the Donlin Gold
project up the value chain

- NOVAGOLD congratulates Peter Adamek, a seasoned financial executive with over 20 years in the mining sector, on his appointment as Vice President and Chief Financial Officer
- NOVAGOLD remains committed to commencing a full bankable Feasibility Study to optimally position the Donlin Gold project for the benefit of all stakeholders and shareholders
- Ongoing and further anticipated Donlin Gold activities for 2024 include:
 - Mine planning work
 - Metallurgical test work with a pilot plant in Ontario, Canada
 - Regional infrastructure support planning
 - Resource modelling
 - Geosciences, hydrology, and closure planning
 - Advancement of Dam Safety certificates and support litigation activities
 - Government affairs, community engagement and sponsorships

MAINTAINING A STRONG TREASURY

Cash and term deposits balance on May 31, 2024¹



2024 Spending (millions)	Actual Year-to-date	Forecast Full Year
Corporate G&A ²	\$9.0	\$16.9
Donlin Gold project expenditures	7.3	14.3
Total	\$16.3	\$31.2

[See endnotes for this slide in Appendix.](#)

STRONG INSTITUTIONAL SHAREHOLDER SUPPORT

The 10 largest shareholders represent almost 70% of shares issued and outstanding¹

31.7%
ALL OTHER
SHAREHOLDERS

**Common shares issued
& outstanding³: 334,430,713**

Options³: 9,625,800

PSUs³: 2,154,400

DSUs³: 298,384

Warrants³: None



68.3%

TOP 10 SHAREHOLDERS

25.4% Electrum Strategic Resources LP & affiliates

8.1% Paulson & Co. Inc.

6.4% First Eagle Investment Management, LLC

5.8% Lingotto Investment Management

5.1% Fidelity Management & Research

5.1% Kopemik Global Investors

4.7% BlackRock Institutional Trust

3.0% The Vanguard Group, Inc.

2.4% Pictet & Cie (Europe)

2.3% Van Eck Associates Corporation

[See endnotes for this slide in Appendix](#)



APPENDIX

MINERAL RESERVES



Donlin Gold	Tonnage	Grade	Metal content	Attributable to NOVAGOLD
GOLD	kt	g/t Au	koz Au	koz Au
Reserves¹				
Proven	7,683	2.32	573	287
Probable	497,128	2.08	33,276	16,638
P&P	504,811	2.09	33,849	16,925

- a) These Mineral Reserve estimates have been prepared in accordance with NI 43-101 and the 2014 CIM Definition Standard and S-K 1300.
- b) Rounding as required by reporting guidelines may result in apparent summation differences between tonnes, grade, and contained metal content.
- c) Tonnage and grade measurements are in metric units. Contained gold is reported as troy ounces.

*Mineral reserves and mineral resources reported on a 100% basis and on a 50% basis. NOVAGOLD and Barrick each own 50% of the Donlin Gold project.

Donlin Gold approximate cut-off grades (see Mineral Resources and Reserves Endnotes):

Reserves¹ : 0.57 g/t gold
Resources² : 0.47 g/t gold

t = metric tonne
g/t = grams/tonne
oz = troy ounce
k = thousand

MINERAL RESOURCES



Donlin Gold	Tonnage	Grade	Metal content	Attributable to NOVAGOLD
GOLD	kt	g/t Au	koz Au	koz Au
Resources², exclusive of Reserves				
Measured	869	2.23	62	31
Indicated	69,402	2.44	5,435	2,718
M&I	70,271	2.43	5,497	2,749
Inferred	92,216	2.02	5,993	2,997
Resources², inclusive of Reserves				
Measured	7,731	2.52	626	313
Indicated	533,607	2.24	38,380	19,190
M&I	541,337	2.24	39,007	19,503
Inferred	92,216	2.02	5,993	2,997

- a) These Mineral Resource estimates have been prepared in accordance with NI 43-101 and the 2014 CIM Definition Standard and S-K 1300.
- b) Rounding as required by reporting guidelines may result in apparent summation differences between tonnes, grade, and contained metal content.
- c) Tonnage and grade measurements are in metric units. Contained gold is reported as troy ounces.

*Mineral reserves and mineral resources are reported on a 100% basis and on a 50% basis. NOVAGOLD and Barrick each own 50% of the Donlin Gold project.

Donlin Gold approximate cut-off grades
(see Mineral Resources and Reserves Endnotes):

Reserves¹ : 0.57 g/t gold

Resources² : 0.47 g/t gold

t = metric tonne
g/t = grams/tonne
oz = troy ounce
k = thousand

DONLIN GOLD



Key financial economic & production data

Initial capital costs	\$7.4B
Sustaining capital costs over LOM (27 years)	\$1.7B
Average annual gold production	
LOM	1.1Moz
First 5 years	1.5Moz
Economic outcomes at \$1,500/oz gold	
After tax cash flow	\$13.1B
After tax NPV (5%)	\$3.0B
After tax IRR	9.2%
After tax payback	7.3 years

Source: 2021 Technical Report and S-K 1300 Technical Report Summary (100% basis).

LOM operating costs

Area	\$/t Processed	\$/t Mined	\$/oz Au
Mine operations	16.70	2.59	278
Processing operations	13.70	2.12	228
Administration	3.49	0.54	58
Land & royalty payments	4.32	0.67	72
Total (differences due to rounding)	38.21	5.90	635





Full technical reports available on NOVAGOLD's website here:
https://www.novagold.com/properties/donlin_gold/technical_report/

MANAGEMENT

	<p>Greg Lang President & CEO</p>	<ul style="list-style-type: none"> ▪ Former President of Barrick Gold North America ▪ 40+ years of experience building & operating major open-pit and underground mines (Goldstrike, Cortez, Turquoise Ridge, Bald Mountain) ▪ Diverse experience in mine operations, project development and evaluations
	<p>Richard Williams VP & Chief Operating Officer</p>	<ul style="list-style-type: none"> ▪ Led the design and construction of the Pueblo Viejo project in the Dominican Republic ▪ 40+ years of experience developing and operating major mines (Goldstrike and Mercur) ▪ Experienced leader in autoclave technology ▪ Member of the American Institute of Mining, Metallurgical, and Petroleum Engineers; CIM
	<p>Peter Adamek VP & Chief Financial Officer</p>	<ul style="list-style-type: none"> ▪ Former VP, Finance of Hudbay Minerals Inc. ▪ 20+ years of expertise in corporate finance, capital markets, financial reporting, tax, and information technology in the mining sector

	<p>Mélanie Hennessey VP, Corporate Communications</p>	<ul style="list-style-type: none"> ▪ 20 years of experience in financial markets, corporate governance, indigenous relations, sustainability, M&A, compensation, risk management, crisis preparedness and response ▪ Previously held executive, senior IR & corporate communications positions with Goldcorp, New Gold, and Hecla Mining Company
	<p>Ben Machlis VP & General Counsel</p>	<ul style="list-style-type: none"> ▪ Former Dorsey & Whitney LLP Partner ▪ Over 15 years of experience advising clients in mining transactions, permitting, environmental compliance and closure ▪ Previously served as Chair of Regulatory Affairs Practice Group and Co-chair of Mining Industry Group at Dorsey & Whitney LLP

BOARD OF DIRECTORS

	Dr. Thomas Kaplan Chairman	<ul style="list-style-type: none"> Chairman and CEO of The Electrum Group LLC, a privately held natural resources investment management company that controls a diversified portfolio of precious and base metals assets 		Hume Kyle	<ul style="list-style-type: none"> Former Executive VP and CFO of Dundee Precious Metals
	Dr. Elaine Dorward-King	<ul style="list-style-type: none"> Former Executive VP of Sustainability and External Relations at Newmont Corporation Serves as a director of Sibanye-Stillwater, Kenmare Resources plc, and Nevada Copper 		Kalidas Madhavpeddi	<ul style="list-style-type: none"> President of Azteca Consulting LLC, and director of Glencore plc and Dundee Precious Metals Former CEO of China Moly Corp and former Executive with Phelps Dodge
	Daniel Muñoz Quintanilla	<ul style="list-style-type: none"> Founding partner of Whetsone Resources Serves as director of Brookfield Infrastructure Partners LP, Hudbay Minerals Inc., and Gatos Silver Inc. 		Kevin McArthur	<ul style="list-style-type: none"> Former CEO of Goldcorp, Glamis Gold, and Tahoe Resources Serves as non-executive director of Royal Gold and First Quantum Minerals
	Dr. Diane Garrett	<ul style="list-style-type: none"> President, CEO and director of Hycroft Mining Holding Corporation Former President and CEO of Nickel Creek Platinum and Romarco Minerals; and former director of OceanaGold and Revival Gold 		Dawn Whittaker	<ul style="list-style-type: none"> Board Chair of Triple Flag Precious Metals Corp Former director of Sierra Metals, Detour Gold, and Kirkland Lake Gold
	Greg Lang President & CEO	<ul style="list-style-type: none"> Former President of Barrick Gold North America Serves as director of Trilogy Metals 		Ethan Schutt	<ul style="list-style-type: none"> Executive VP and General Counsel of Bristol Bay Native Corporation; and a Board Trustee of the Alaska Permanent Fund Corporation Former CEO of Alaska Native Resource Development LLC, an Alaska Native Tribal Health Consortium company (ANTHC), former Chief of Staff to ANTHC, and former Senior Vice President, Land and Energy Development for Cook Inlet Region Inc. (CIRI)

SLIDE 4 – Donlin Gold is one of the most attractive tier 1 gold assets in the world today...

- NOVAGOLD defines a Tier One gold development project as one with a projected production life of at least 10 years, annual projected production of at least 500,000 ounces of gold, and average projected cash costs over the production life that are in the lower half of the industry cost curve.
- Anticipated annual gold production during full life of mine if put into production as contemplated in the 2021 Technical Report and the S-K 1300 Technical Report Summary. See "Cautionary note concerning Reserve & Resource Estimates" and "Mineral Reserves & Mineral Resources" tables on slides 2, 23 & 24.
- Represents 100% of measured and indicated resources, inclusive of mineral reserves, of which 50% is attributable to NOVAGOLD. Donlin Gold is not in production and a construction decision has not been made. For more information see "Cautionary Note Concerning Reserve and Resource Estimates" and "Mineral Reserves & Mineral Resources" tables on slides 2, 23 & 24.
- Represents average grade of measured and indicated mineral resources, inclusive of mineral reserves. See "Cautionary Note Concerning Reserve and Resource Estimates" and "Mineral Reserves & Mineral Resources" tables on slides 2, 23 & 24.
- Alaska ranks number 11 globally in the Fraser Institute Annual Survey of Mining Companies 2023, Investment Attractiveness Index.

SLIDE 5 – Donlin Gold is positioned to become a million-ounce gold producer

- Anticipated annual gold production during full life of mine if put into production as contemplated in the 2021 Technical Report and the S-K 1300 Technical Report Summary. See "Cautionary note concerning Reserve & Resource Estimates" and "Mineral Reserves & Mineral Resources" tables on slides 2, 23 & 24.
- Average of comparison group data of 11 projects shown on slide 5 based on large (3Moz proven and probable mineral reserves cut off), North/South American gold-focused development projects with >75% projected revenues from gold, as per latest company public filings and websites as of September 2024

SLIDE 6 – Donlin Gold has double the global average gold grade

- September 2024 average grade of open pit and underground deposits with gold as primary commodity and over 1Moz in measured and indicated mineral resources, inclusive of mineral reserves, sourced from S&P Global Market Intelligence.
- Represents average grade of measured and indicated mineral resources, inclusive of mineral reserves. See "Cautionary Note Concerning Reserve and Resource Estimates" and "Mineral Reserves and Mineral Resources" tables on slides 2, 23 & 24.

SLIDE 7 – Alaska: World-leading mining jurisdiction

- Per the Bureau of Land Management- <https://www.blm.gov/sites/default/files/docs/2021-06/BLM-AK-Minerals-Critical-Renewable-Future-Infographic.pdf>.
- Per the USGS Mineral Commodity Summaries report – Table 3- Value of Nonfuel Mineral Production in the United States and Principal Nonfuel Mineral Commodities Produced in 2022.
- Per Alaska Miners Association August 2024 report titled "Alaska's Mining Industry".
- Per Mining Journal intelligence – World Risk Report 2023 Alaska received an AA rating, ranks number 3 globally on the Investment Risk index and is in the top quartile for low-risk in each category (Legal, Governance, Social, Fiscal and Infrastructure).

SLIDE 9 – Donlin Gold permitting is largely complete

- Under appeal. Appeals challenging permits in State courts have been unsuccessful to date and Biden Administration is fully defending the Federal permitting decisions – USDOJ recently filed its brief supporting the Federal permits.

SLIDE 11 – The next big gold discovery could be at Donlin Gold

- Represents 100% of Measured and Indicated resources, inclusive of mineral reserves, of which 50% is attributable to NOVAGOLD. Donlin Gold is not in production and a construction decision has not been made. For more information see "Cautionary Note Concerning Reserve and Resource Estimates" and "Mineral Reserves & Mineral Resources" tables on slides 2, 23 & 24.

SLIDE 12 – Extraordinary leverage to gold in a place where one can keep it

- Donlin Gold estimates as per the 2021 Technical Report and the S-K 1300 Technical Report Summary, except as noted below. All dollar figures are in USD, represent 100% of the project of which NOVAGOLD's share is 50%, and reflect after-tax net present value (at 0% and 5% discount rates) of the Donlin Gold project using the reference date of start of Year -06 as the first year of discounting. Estimated owner's initial capital project development costs of approximately \$348M to be spent prior to the reference date are treated as sunk costs. At a 5% discount rate, the net present value is: (\$1,832M) @ \$1,000 gold; \$202M @ \$1,200 gold; \$1,161M @ \$1,300 gold; \$3,040M @ \$1,500 gold; \$4,887M @ \$1,700 gold; \$7,229M @ \$2,000 gold; and \$11,199M @ \$2,500 gold. Gold price sensitivity was evaluated to a maximum of \$2,500 per troy ounce as part of the 2021 Technical Report and the S-K 1300 Technical Report Summary. Additional sensitivity analysis at higher gold prices was performed by the Company, calculated on the same basis as the 2021 Technical Report and the SK-1300 Technical Report Summary. The project requires a gold price of approximately \$930 per ounce to break even on an undiscounted cash flow basis and a gold price of approximately \$1,180 per ounce to break even on a 5% discounted basis.

SLIDE 20 – Maintaining a strong treasury

- NOVAGOLD cash and cash equivalents of \$52.6, primarily held at three large Canadian domestic chartered banks with high credit ratings. Term deposits of \$60 million denominated in U.S. dollars and held at two large Canadian domestic chartered banks with high credit ratings and maturities of less than one year.
- Includes gain on sale of mineral property, change in fair market value of marketable securities, foreign exchange gains and losses, accretion, and income taxes

SLIDE 21 – Strong institutional shareholder and management support

- Shareholder positions are based on the latest 13-D, 13-F or 13-G filings as of June 30, 2024.
- Market Capitalization based on 334.5 million shares issued and outstanding as of September 5, 2024. NOVAGOLD share price of \$3.83 as of September 5, 2024.
- Common shares issued and outstanding, options, PSUs, and DSUs effective June 18, 2024. See SEC Form 10-Q filing dated June 26, 2024 for additional information.

ENDNOTES

SLIDES 23 & 24 - Mineral reserves and Mineral resources

1. Mineral Reserves are reported within the pre-feasibility pit designs, and supported by a mine schedule, featuring variable throughput rates, stockpiling and cut-off optimization. The pit designs are contained within an optimized pit shell based on the following economic and technical parameters: Metal price for gold of \$1,200/oz; reference mining cost of \$2.16/t incremented \$0.0033/t/m with depth from the 220 m elevation (equates to an average mining cost of \$2.64/t), fixed processing cost \$13.78/t processed; sustaining capital of \$1.54/t processed; general and administrative cost of \$3.66/t processed; stockpile rehandle costs of \$0.24/t processed assuming that 45% of mill feed is rehandled; variable metallurgical recoveries by rock type, ranging from 86.7% in shale to 94.2% in intrusive rocks in the Akivik domain; refining and freight charges of \$1.21/oz gold; royalty considerations of 4.5% NSR and \$0.50/t processed; and variable pit slope angles, ranging from 23° to 43°. Mineral Reserves are reported using an optimized block value (BV) based on the following equation: $BV = Au \text{ grade} * \text{Recovery} * \$1,200/\text{oz} - \text{royalties \& refining costs} - \text{process operating costs} - G\&A \text{ cost reported in } \$/\text{t}$. Assuming an average gold recovery of 89.5% the marginal gold cut-off grade would be approximately 0.57 g/t, or the gold grade that would equate to a \$0.001 BV cut-off at these same values. The life-of-mine (LOM) strip ratio is 5.48:1. The assumed LOM throughput rate is 53,500 t/d. The technical parameters referenced herein are based on the specifications utilized in the Donlin Creek Gold Project, Alaska, USA, as outlined in the NI 43-101 Technical Report on Second Updated Feasibility Study, effective November 18, 2011 (as amended January 20, 2012). The economic parameters are derived from the NI 43-101 Technical Report on the Donlin Gold Project, Alaska, USA, effective June 1, 2021, and the S-K 1300 Technical Report Summary on the Donlin Gold Project, Alaska, USA, November 30, 2021.
2. Except as noted, Mineral Resources are inclusive of Mineral Reserves. Mineral Resources that are not Mineral Reserves do not have demonstrated economic viability. Inferred Resources are in addition to Measured and Indicated Resources. Inferred Resources have great uncertainty as to their existence and whether they can be mined legally or economically. The cut-off date for the sample database used in the Mineral Resource estimate is 1 November 2009. However, more recent drilling data were used to validate the resource model as remaining current. Mineral Resources are constrained within a conceptual Measured, Indicated and Inferred optimized pit shell using the following assumptions: gold price of \$1,200/oz; variable process cost based on $2.1874 * (\text{sulphur grade}) + 10.6485$; administration cost of \$2.29/t; refining, freight & marketing (selling costs) of \$1.85/oz recovered; stockpile rehandle costs of \$0.20/t processed assuming that 45% of mill feed is rehandled; variable royalty rate, based on royalty of $4.5\% * (Au \text{ price} - \text{selling cost})$; and a variable metallurgical recovery depending on the host rock type ranging from 86 to 94%. Assuming an average recovery of 89.5% and average S% grade of 1.07, the marginal gold cut-off grade is 0.47 g/t. These technical and economic parameters are those that were used in the Donlin Creek Gold Project Alaska, USA, NI 43-101 Technical Report on Second Updated Feasibility Study, effective November 18, 2011 (as amended January 20, 2012) to establish reasonable prospects of eventual economic extraction. Based on the QP's review of the estimate, there would be no material change to the Mineral Resources if the gold price were updated to \$1,500/oz and other economic parameters were updated to the 2020 parameters used in the Mineral Reserve estimate. As a result, the Mineral Reserve and Mineral Resource estimates shown above remain unchanged from the 2011 estimates contained in the prior technical report. See "Cautionary Note Concerning Reserve & Resource Estimates" on slide 2.

Technical Reports and Qualified Persons

The documents referenced below provide supporting technical information for the Donlin Gold project.

Project	Qualified Person(s)	Most Recent Disclosure
Donlin Gold	Kirk Hanson, MBA, P.E. Michael Woloschuk, P.Eng. Henry Kim, P.Geo. Wood Canada Limited	"NI 43-101 Technical Report on the Donlin Gold Project, Alaska, USA" prepared by Wood Canada Limited, effective June 1, 2021. "S-K 1300 Technical Report Summary on the Donlin Gold project, Alaska, USA" dated November 30, 2021.

Paul Chilson, P.E., who is the Manager, Mine Engineering for NOVAGOLD and a "qualified person" under NI 43-101 and S-K 1300, has approved the scientific and technical information contained in this presentation.



NOVAGOLD RESOURCES INC.

Suite 1860 – 400 Burrard Street
Vancouver BC Canada V6C
3A6 T: 604 669 6227
TF: 1 866 669 6227
F: 604 669 6272
E: info@novagold.com

Mélanie Hennessey

VP, Corporate Communications
melanie.hennessey@novagold.com

Frank Gagnon

Manager, Investor Relations
frank.gagnon@novagold.com

TSX, NYSE AMERICAN: NG | NOVAGOLD.COM