

NYSE American | TSX VGZ


September 2024



VISTA GOLD

**POSITIONING MT TODD AS A
LEADING DEVELOPMENT
OPPORTUNITY**

**DEMONSTRATED FEASIBILITY
TIER 1 JURISDICTION
SHOVEL-READY**



CAUTIONARY STATEMENT



Summary: If you are risk-averse you should not buy shares in Vista Gold Corp. Unexpected events happen and may change forecasts and targets. This presentation should be read in conjunction with Vista's most current Forms 10-K and 10-Q available on EDGAR and SEDAR.

This presentation contains forward-looking statements within the meaning of the U.S. Securities Act of 1933, as amended, and U.S. Securities Exchange Act of 1934, as amended, and forward-looking information within the meaning of Canadian securities laws. All statements, other than statements of historical facts, are forward looking statements. These include statements relating to activities, events or developments that Vista expects or anticipates will or may occur in the future, including such things as, the Company's continuing work and development on the Mt Todd gold project; estimates of reserves and resources; projected project economics, including anticipated production, average cash costs, all-in sustaining costs, after-tax NPV, IRR, capital requirements and expenditures, operating costs, average tonne per day milling, mining methods; project design, and life of mine; performance of and results of feasibility studies; our belief that we are building value on the strengths of the Mt Todd gold project, including the technical and financial strength demonstrated through a feasibility study of a large-scale development plan and the scoping study that showed advantages to starting at a lower initial annual production rate with significantly lower initial capex; our belief that we are positioning Mt Todd as a leading development opportunity and exercising the discipline necessary to best realize value at the right time; our belief that Mt Todd is a large scale, shovel-ready, high-quality gold deposit located in one of the most attractive mining friendly jurisdictions in the world; our belief that Mt Todd demonstrates robust economics; our belief that Vista will commence a feasibility study later this year targeting capex of less than \$400 million, production of 150 – 200 koz gold per year, higher plant feed grades, low strip ratio, reduced development risk with contract mining and third-party power generation, retained attractive economics, and expansion optionality; our belief that there is opportunities for resource expansion from open extensions of the Batman deposit and adjacent mineralized structures; our belief that there is excellent potential within the largely unexplored 1,581 km² of contiguous exploration licenses which hosts known occurrences of precious and base metals and are highly prospective for new discoveries; our belief that prior drilling within the boundaries of the mining licenses identified promising targets and potential to add 1.8 – 3.5 million gold ounces to the resource base; our belief that we have strong project support across a broad stakeholder base, including the Jawoyn people and local communities; our belief that existing infrastructure reduces development risk; shortens timelines, and drives capital costs lower; our belief that Vista its shareholders will be major beneficiaries of the strong and rising gold price environment; our expectation of continued strength in the gold price; our belief that in a sustained, strong gold price environment, valuations for development stage projects are expected to increase, investment in development stage companies will increase, and shovel-ready projects like Mt Todd are expected to outperform; our belief that in an environment of decreasing major gold discoveries, shovel-ready projects like Mt Todd are positioned as valuable assets and represent especially attractive development opportunities in the current environment of a strong gold market, diminishing major deposit discoveries, and depleting gold reserves; our belief that scarcity of new discoveries will result in greater focus on optimizing existing projects and acquiring advanced stage projects; our belief that shovel-ready projects benefit from demonstrated feasibility, lower risk, and faster path to production; our belief that M&A activity increases as producers seek to acquire shovel-ready projects to replenish reserves and maintain production profiles; our belief that more M&A activity is expected to drive improved valuations; our continued work and development on the Mt Todd gold project, our ability to continue to control holding costs; the impact that macro-economic factors may have on the economics on the Mt Todd gold project; the continued support of the stakeholders and of the NT Government; completion of tax and natural gas supply and pricing agreements; completion of future studies and exploration on the mining licenses including our understanding of the Quigleys deposit; completion of exploration programs on the exploration licenses; risks relating to the future effectiveness of the water treatment program and risks related to the discharge of water into the Edith River; future business goals, strategy and plans, competitive strengths and project development; success of future joint ventures, partnerships or other arrangements on our properties; the potential monetization of our non-core assets including the mill equipment; and other such matters are forward-looking statements and forward-looking information. The material factors and assumptions used to develop the forward-looking statements and forward-looking information contained herein include the following: no changes to laws or regulations impacting mine development or mining activities, our approved business plans, mineral resource and reserve estimates and results of preliminary economic assessments, preliminary feasibility studies and feasibility studies on our projects, if any, our experience with regulators, assumed timing for regulatory approvals and studies anticipated and estimated costs and budget

expenditures to continue to optimize and advance Vista's core asset, our experience and knowledge of the Australian mining industry and positive changes to current economic conditions and the price of gold and other such matters. When used in this presentation, the words "estimate," "plan," "anticipate," "expect," "intend," "believe," "will," "if," "would," "could," and similar expressions are intended to identify forward-looking statements which may cause the actual results, performance or achievements of Vista to be materially different from any future results, performance or achievements expressed or implied by such statements. Such factors include, among others, uncertainty of resource and reserve estimates, uncertainty as to the Company's future operating costs and ability to raise capital; risks relating to cost increases for capital and operating costs; risks of shortages and fluctuating costs of equipment or supplies; risks relating to fluctuations in the price of gold and fluctuations in currency values; the inherently hazardous nature of mining-related activities; potential effects on our operations of environmental regulations in the countries in which we operate; risks due to legal proceedings; risks relating to political and economic instability in certain countries in which we operate; uncertainty as to the results of bulk metallurgical test work; and uncertainty as to completion of critical milestones for Mt Todd; as well as those factors discussed under the headings "Note Regarding Forward-Looking Statements" and "Risk Factors" in the Company's latest Annual Report on Form 10-K as filed in March 2024 and other documents filed with the U.S. Securities and Exchange Commission and Canadian securities regulatory authorities. Although we have attempted to identify important factors that could cause actual results to differ materially from those described in forward-looking statements and forward-looking information, there may be other factors that cause results not to be as anticipated, estimated or intended. Except as required by law, we assume no obligation to publicly update any forward-looking statements or forward-looking information, whether as a result of new information, future events or otherwise.

Vista Gold Corp. Qualified Person

All scientific and technical information related to the 2024 Updated Feasibility Study contained herein has been prepared by, or under the supervision of, John Rozelle, a Qualified Person as defined by National Instrument 43-101 – Standards of Disclosure for Mineral Projects ("NI 43-101") and subsection 1300 of Regulation S-K ("S-K 1300") under the U.S. Securities Exchange Act of 1934, as amended ("Exchange Act").

Cautionary Note to Investors Regarding Estimates of Measured, Indicated and Inferred Resources and Proven and Probable Mineral Reserves

We are subject to the reporting requirements of the Exchange Act and applicable Canadian securities laws, and as a result we report our mineral reserves and mineral resources according to two different standards. U.S. reporting requirements are governed by S-K 1300. Canadian reporting requirements for disclosure of mineral properties are governed by NI 43-101. Both sets of reporting standards have similar goals in terms of conveying an appropriate level of confidence in the disclosures being reported, but the standards embody slightly different approaches and definitions.

In our public filings in the U.S. and Canada and in certain other announcements not filed with the SEC, we disclose proven and probable reserves and measured, indicated and inferred resources, each as defined in S-K 1300 and NI 43-101. As currently reported, there are no material differences in our disclosed proven and probable reserves and measured, indicated and inferred resource under each of S-K 1300 and NI 43-101. The estimation of measured resources and indicated resources involve greater uncertainty as to their existence and economic feasibility than the estimation of proven and probable reserves, and therefore investors are cautioned not to assume that all or any part of measured or indicated resources will ever be converted into S-K 1300-compliant or NI 43-101-compliant reserves. The estimation of inferred resources involves far greater uncertainty as to their existence and economic viability than the estimation of other categories of resources, and therefore it cannot be assumed that all or any part of inferred resources will ever be upgraded to a higher category. Therefore, investors are cautioned not to assume that all or any part of inferred resources exist, or that they can be mined legally or economically.

- ❖ Building value on the strengths of the Mt Todd gold project
 - Technical and financial strength demonstrated through feasibility study of a large-scale development plan
 - Scoping study shows advantages to starting at a lower initial annual production rate with significantly lower initial capex
- ❖ Positioning Mt Todd as a leading development opportunity
- ❖ Evaluating a project targeting 150 – 200 koz gold per year with initial capex of less than \$400 million
- ❖ Exercising the discipline necessary to best realize value at the right time



CAPITAL MARKETS Profile

Tight Capital Structure With No Debt

Symbol (NYSE American & TSX)	VGZ
Share Price (August 30, 2024)	US\$0.62
Shares Outstanding ¹	122.3M
Market Capitalization	US\$75.8M
Cash ²	US\$20.2M
Debt	US\$Nil

Gold Focused Institutional Holders & Insiders

Sun Valley Gold Fund	16.4%
Vista Board and Management ³	3.2%
Kopernik Global Investors	2.9%
Loews Corp.	2.8%
Cetera Investment Advisors	1.7%
Redmond Asset Management	0.9%

1. Outstanding shares as of June 30, 2024. Fully diluted 126.7 million as of July 12, 2024.

2. As of June 30, 2024.

3. Excludes shares that may be received in relation to RSUs, options, and DSUs.

MT TODD GOLD PROJECT



Large Scale, Permitted and Shovel-Ready with Demonstrated Feasibility¹

7.8 Moz
M&I
Resources

1.6 Moz
Inferred
Resources

7.0 Moz
Reserve

16 Years
LOM

479koz Au²
Avg. Annual
Production

92.2%²
Avg. Au
Recovery

\$961/oz²
Avg. AISC

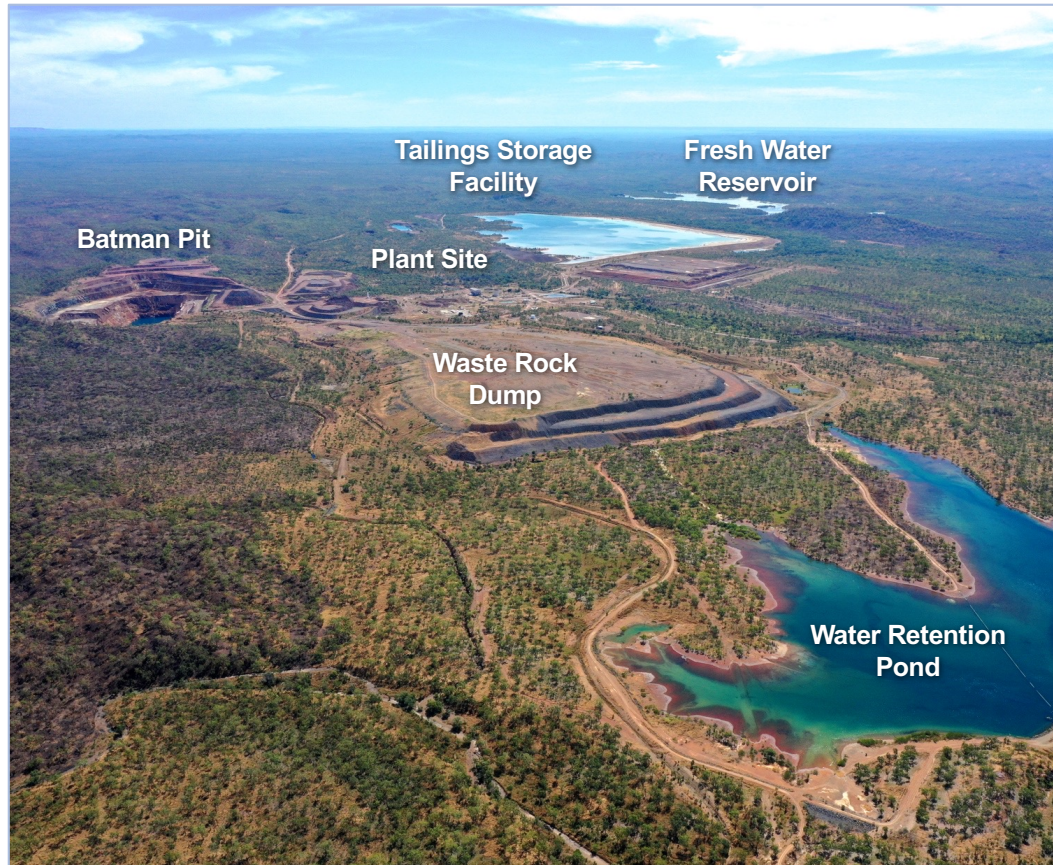
- ◆ Mining friendly jurisdiction of Northern Territory, Australia
- ◆ Robust economics
 - After-tax NPV_{5%} of \$1.1 billion at feasibility study¹ gold price of \$1,800
 - After-tax NPV_{5%} of \$2.9 billion at current gold price of \$2,500
- ◆ Feasibility study targeting a development scenario with initial production of 150 – 200 koz gold per year to commence later this year
- ◆ Significant infrastructure onsite and regionally
- ◆ Opportunities for resource expansion from open extensions of the Batman deposit and adjacent mineralized structures
- ◆ Excellent potential demonstrated within 1,581 km² of contiguous exploration licenses
- ◆ Strong support from the Jawoyn people and local communities



1. 2024 Updated Feasibility Study.

2. Reflects years 1-7; LOM average annual production is 395 koz/year; average Au recovery is 91.6%, and AISC is \$1,034/oz.

Brownfield Project with **EXCELLENT** **INFRASTRUCTURE**

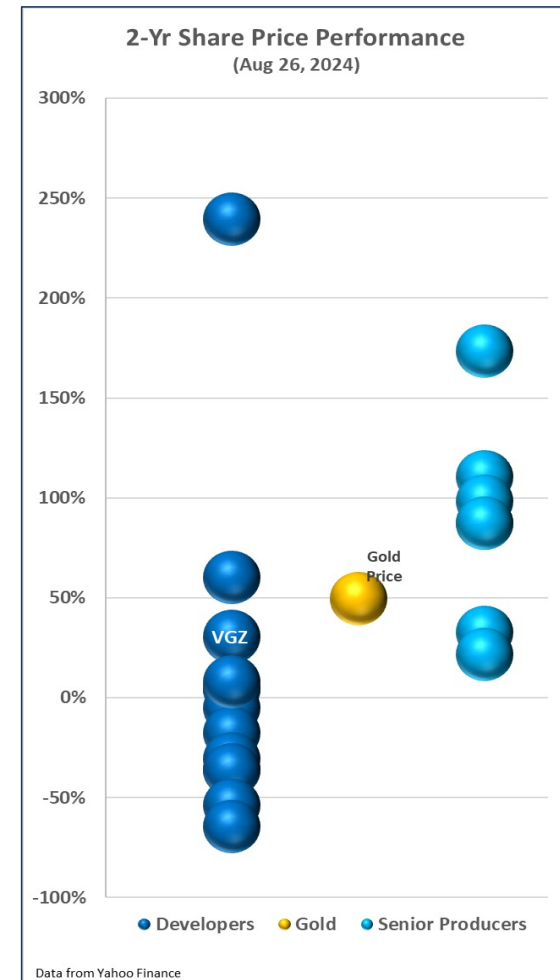


EXISTING INFRASTRUCTURE **REDUCES Development Risk** **SHORTENS Timeline** **DRIVES Capital Costs Lower**

- ❖ Paved roads from the Stuart Highway to the plant site (~10 km)
- ❖ Natural gas pipeline to the site for future power generation
- ❖ Connected to the Northern Territory electric grid for construction power
- ❖ Fresh water storage reservoir and delivery pipeline
- ❖ Tailings facility with 90M tonnes of additional capacity
- ❖ Plant site requires minimal civil work

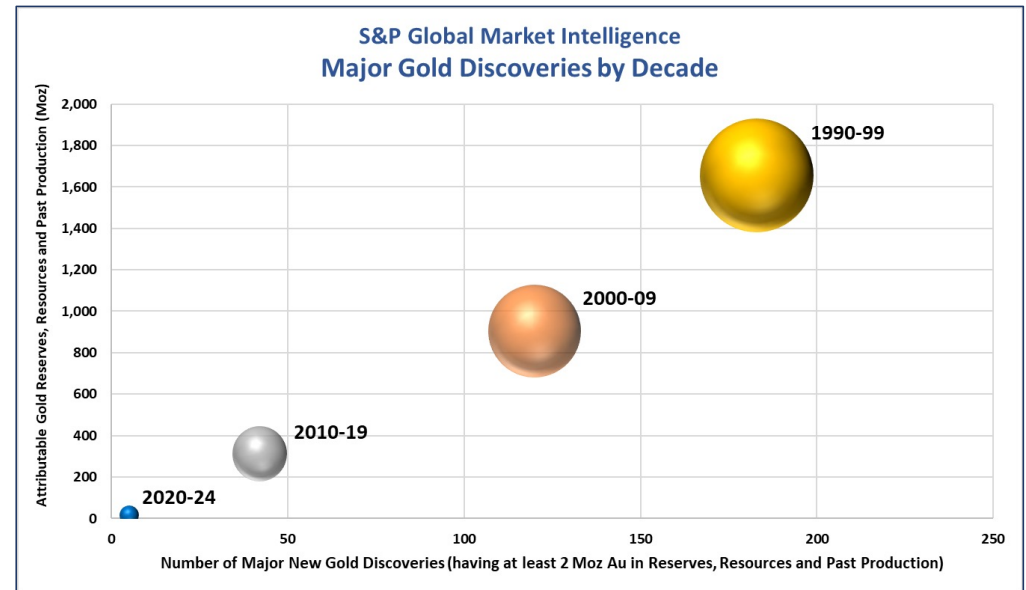
DEVELOPER VALUATIONS Lag GOLD PRICE

- ❖ In the strong and rising gold price environment, senior gold producers have prospered, while developers have lagged
- ❖ Vista Gold's share price has increased over the past two years, but trails gold price performance
- ❖ In a sustained, strong gold price environment, valuations for development stage projects are expected to increase
 - Changes in market sentiment will contribute to more investment in development stage companies
 - Shovel-ready projects like Mt Todd are expected to outperform



DECREASING MAJOR GOLD DISCOVERIES

- ❖ Shovel-ready projects like Mt Todd are positioned as valuable assets in an environment of decreasing major gold discoveries
- ❖ Scarcity of new discoveries will result in greater focus on optimizing existing projects and acquiring advanced stage projects
- ❖ Benefits of shovel-ready projects
 - Demonstrated feasibility
 - Lower risk
 - Faster path to production
- ❖ Strategic acquisitions
 - M&A activity increases as producers seek to acquire shovel-ready projects to replenish reserves and maintain production profiles
 - More M&A activity is expected to drive improved valuations



S&P Global Market Intelligence – Major Gold Discoveries

“Since 2020, there have been only five major discoveries with a total of 17 Moz of gold.”

“Recent discoveries are scarce and smaller in size with an average of 3.5 Moz compared to 5.5 Moz average from 2010 to 2019.”

“The lack of quality discoveries in the recent decade does not bode well for the gold supply.”

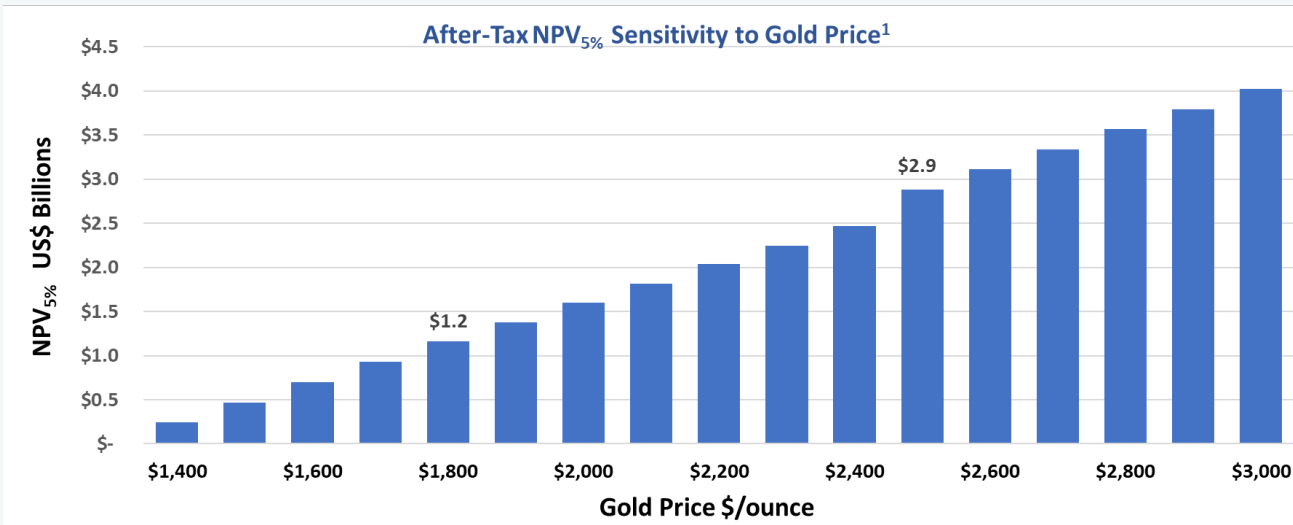
Source: S&P Global Market Intelligence, August 8, 2024.

A STRONG and RISING GOLD PRICE ENVIRONMENT



MT TODD DEMONSTRATES ROBUST PROJECT ECONOMICS

- ◆ We expect continued strength in the gold price
- ◆ Vista and its shareholders will be major beneficiaries of a strong gold market and rising gold prices
- ◆ For every US\$100 increase in gold price, the project NPV_{5%} increases by approximately US\$220 million



“Gold to hit \$2,700 in early 2025 amid softening cyclical environment” – Goldman Sachs (September 2024)

“We believe we are entering a secular period of rising gold prices” – Peter Palmedo, Sun Valley Gold Fund (May 2024)

1. After-tax NPV_(5%) extrapolated from 2024 Mt Todd Feasibility Study using US\$:AUD Fx of \$0.68.

Committed to **SUSTAINABLE AND SOCIALLY RESPONSIBLE** Development



ENVIRONMENTAL

- ◆ Transparent environmental management programs with web-based reporting
- ◆ Successful treatment and discharge of over 11M cubic meters of water through our award-winning water management program
- ◆ Approved permits
 - September 2014: Environmental Impact Statement
 - January 2018: Environment Protection and Biodiversity Conservation Act authorization
 - June 2021: Mining Management Plan¹



SOCIAL

- ◆ Mt Todd team has achieved 1,028 consecutive days without a lost-time incident
- ◆ Strong relationship with the Jawoyn Association Aboriginal Corporation underpinned by continual engagement
- ◆ Strong project support across broad stakeholder base
- ◆ Commitment to sponsorship programs that support education, healthcare, and economic development

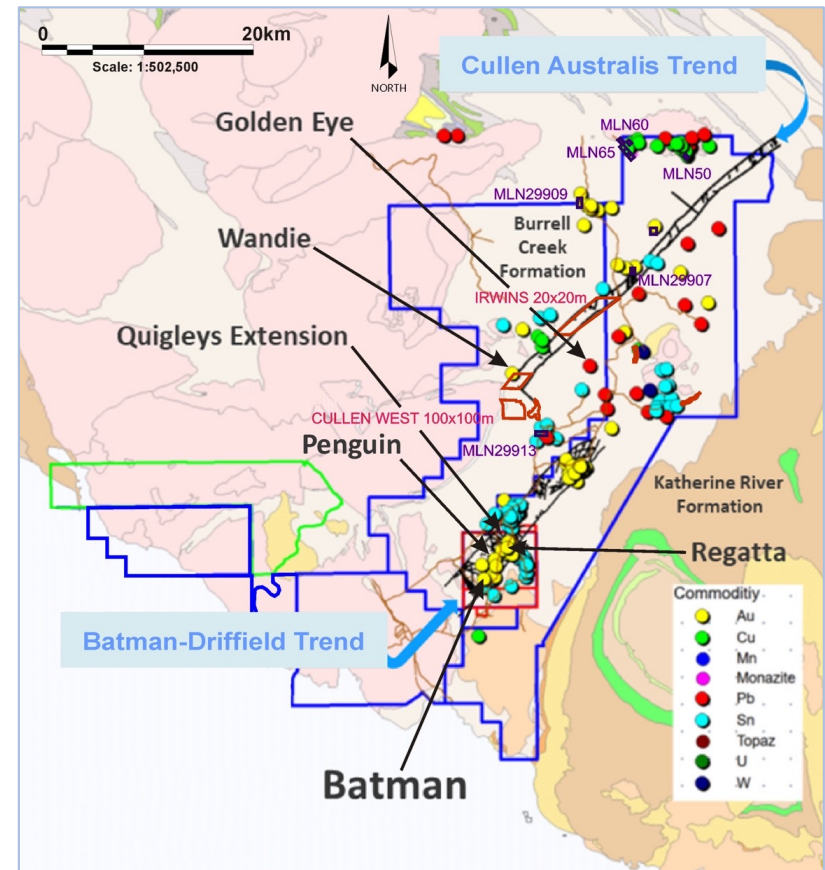
GOVERNANCE

- ◆ Implemented Board refreshment process
- ◆ Increased female diversity among the Board and management
- ◆ Adopted a Claw-back Policy to align corporate policies with best practices
- ◆ Published Vista's inaugural ESG report in March 2024

1. Amendment to Mining Management Plan has been submitted to align project designs with the 2024 Updated Feasibility Study.

District-scale EXPLORATION POTENTIAL

- ◆ **1,581 km² contiguous exploration licenses**
 - Largely unexplored, host to known occurrences of precious and base metals
 - Highly prospective for new discoveries
- ◆ **Prior drilling within boundaries of mining licenses**
 - Identified promising targets
 - Potential to add 1.8 – 3.5 million gold ounces to resource base



 Mining Leases
 Exploration Leases
 EL Application

Positioning MT TODD as a LEADING TIER-1 DEVELOPMENT OPPORTUNITY

- ◆ Mt Todd is a large, high-quality gold deposit in one of the most attractive mining jurisdictions in the world
- ◆ Starting a feasibility study this year, targeting:
 - Capex of less than \$400 million
 - Production 150 – 200 koz gold per year
 - Higher plant feed grades, low strip ratio
 - Reduced development risk
 - Contract mining
 - Third-party power generation
 - Retained attractive economics
 - Expansion optionality
- ◆ Mt Todd is an especially attractive shovel-ready development opportunity in the current environment of a strong gold market, diminishing major deposit discoveries, and depleting gold reserves
- ◆ Exercising a disciplined strategy to best realize value at the right time
- ◆ Vista Gold and its shareholders will be major beneficiaries of a strong gold market and rising gold prices





VISTA GOLD


Contact

Pamela A. Solly

VP of Investor Relations

Phone: (720) 981-1185

Email: psolly@vistagold.com



NYSE AMERICAN & TSX: **VGZ**

www.vistagold.com





APPENDIX

Proven MANAGEMENT TEAM



Highly qualified
Management and Technical Team



Proven track record
of Exploration, Development and
Operations Successes



Frederick H. Earnest

President, CEO and Director

- ◆ CEO since January 2012 and senior officer of Vista since 2006
- ◆ Over 35 years of industry experience (corporate management, mine operations and project turnarounds, new project engineering and construction)
- ◆ Former President of Pacific Rim El Salvador, GM of Compania Minera Dayton in Chile and former director of Midas Gold Corp.



Douglas L. Tobler

Chief Financial Officer

- ◆ More than 40 years of corporate financial management experience gained as a chief financial officer, CPA, and corporate advisor
- ◆ CFO of Vista since July 2019
- ◆ Former CFO of Lydian International and Alacer Gold Corp.
- ◆ Fellow with Coopers & Lybrand's National Accounting and SEC Directorate



Pamela A. Solly

Vice President, Investor Relations

- ◆ VP of Investor Relations at Vista since April 2019
- ◆ More than 30 years of public company experience in investor relations and corporate communications
- ◆ Former VP of Investor Relations of Lydian International
- ◆ Director of the Denver Gold Group and a member of the National Investor Relations Institute and Women in Mining



Brent Murdoch

General Manager of Mt Todd

- ◆ General Manager since November 2012
- ◆ 25 years industry experience in mine start-ups and large project construction including Ore Processing Facility Manager at Solomon Mine in Western Australia for Leighton Contractors
- ◆ Former GM of OM Manganese Pty Ltd and GM Construction for Harmony Gold at the Hidden Valley Mine

Experienced BOARD OF DIRECTORS



Effective
Corporate Governance



Experienced
Board of Directors



Tracy Stevenson
Chair

- ◆ Former director of Uranium Resources Inc., former director and non-executive chairman of Quaterra Resources and former director of Ivanhoe Mines Ltd.
- ◆ Founding member of Bedrock Resources, a private resources financial advisory firm and SOS Investors LLC, a private resources investment firm
- ◆ Former Global Head of Information Systems at Rio Tinto PLC



John Clark
Compensation Committee Chair

- ◆ President of Investment and Technical Management Corp. and former CFO Polaris Geothermal Inc.
- ◆ Director of Russel Metals Inc. and Zephyr Minerals



Frederick Earnest
President, CEO & Director

- ◆ CEO since January 2012 and senior officer of Vista since 2006
- ◆ Former President of Pacific Rim El Salvador and General Manager of Compañía Minera Dayton (Chile). 30+ years industry experience



Deborah J. Friedman
Governance Committee Chair

- ◆ Director of Golden Minerals Company and former Partner (retired) at Davis Graham & Stubbs LLP from August 2000 to December 2016 and counsel from May 1999 to August 2000
- ◆ VP and General Counsel and other senior management positions at Golden Minerals Company, Cyprus Amax Minerals Company, and AMAX Gold



Patrick Keenan
Audit Committee Chair

- ◆ Retired mining executive and accomplished CFO, with more than 30 years of executive mining industry experience
- ◆ Former EVP and CFO of PolyMet Mining Corp.; former SVP Finance and Treasurer of Newmont Mining Corporation; and held various senior management positions at Rio Tinto



Mike Sylvestre
HSE&SR Committee Chair

- ◆ Director of Hochschild Mining PLC and Nickel Creek Platinum Corp.
- ◆ Former senior executive of Kinross Gold Corp., including SVP Americas and Regional VP Africa
- ◆ Former Interim President, CEO and Chair of Claude Resources and former President and CEO of Castle Resources

Mt Todd 2024 Updated FEASIBILITY STUDY SUMMARY

◆ Proven and probable reserves 6.98 million ounces of gold

- Reserve estimates conservatively based on US\$1,500 Au price and 0.35 g Au/t cut-off grade

50,000 tpd Project (US\$)	Gold Price - US\$1,800/oz	
	Years 1-7	Life of Mine
Initial CAPEX (\$ millions)	-NA-	\$1,030
Sustaining CAPEX, Net (\$ millions)	\$467	\$716
Nominal Throughput (millions tpa) ⁽¹⁾	17.75	17.75
Gold Grade (g Au/t) ⁽²⁾	1.01	0.84
Gold Recovery (%)	92.2%	91.6%
Average Annual Gold Production (koz)	479	395
Stripping Ratio (W:O)	2.77	2.51
Operating Costs (\$/t-milled)	\$22.80	\$20.57
Cash Costs (\$ per ounce)	\$845	\$913
All-In Sustaining Costs (AISC \$ per ounce)	\$961	\$1,034
Avg. Annual After-tax Free Cash Flow (\$ millions)	\$262	\$141
Initial CAPEX Payback (months)	-NA-	48
After-tax NPV _(5%)	-NA-	\$1,131
After-tax IRR (%)	-NA-	20.4%

◆ Economics reflect Q1 2024 costs including recent inflationary increases

- After-tax NPV_{5%} \$1.13 billion with 20.4% IRR (\$1,800 AU, 0.69 FX)
- After-tax NPV_{5%} \$2.9 billion with 39.5% IRR (\$2,500 AU, 0.68 FX)
- Initial Capex \$1.03 billion – provides capital efficiency of \$163/gold oz produced



Note: All dollar amounts stated herein are in U.S. currency. Economics presented using \$1,800/oz gold and 0.69 US\$:AUD FX, unless otherwise stated.

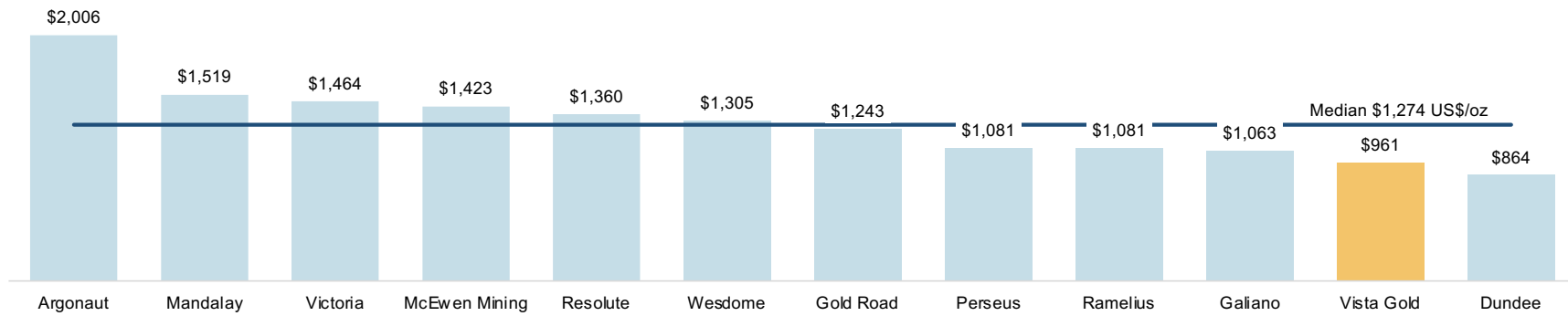
1. Ore tonnes delivered to the crusher.
2. Post-sorting grade to the grinding circuit.

GLOBALLY COMPETITIVE AISC

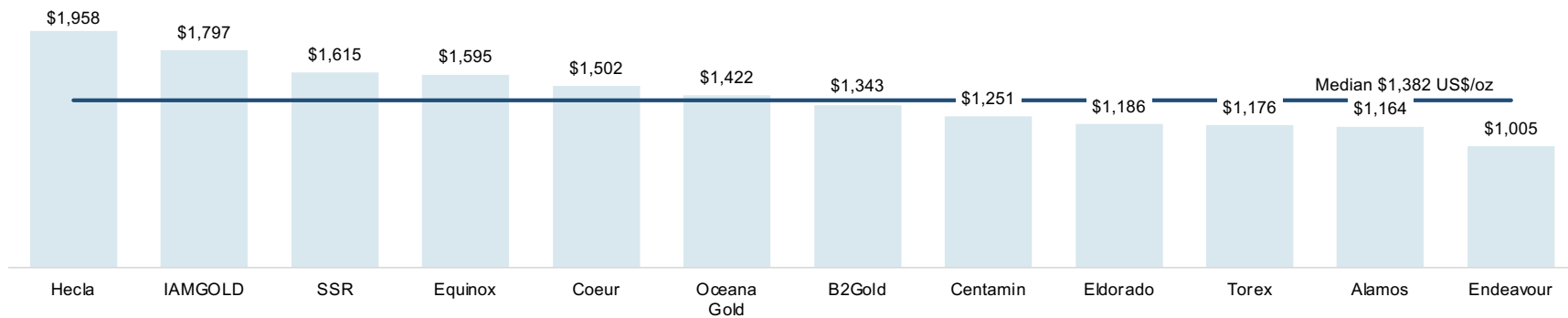


Mt Todd LOM AISC expected to be lower than Junior and Intermediate Peer Median ¹

Junior Producer Peers




Intermediate Producer Peers



1. Vista Gold Years 1 - 7

Source: Bloomberg, Company Financials and Reports, Analyst Estimates. Market data as of 21 March 2024. Analyst Consensus 2024E AISC Estimates.

Mt Todd RESERVES AND RESOURCES

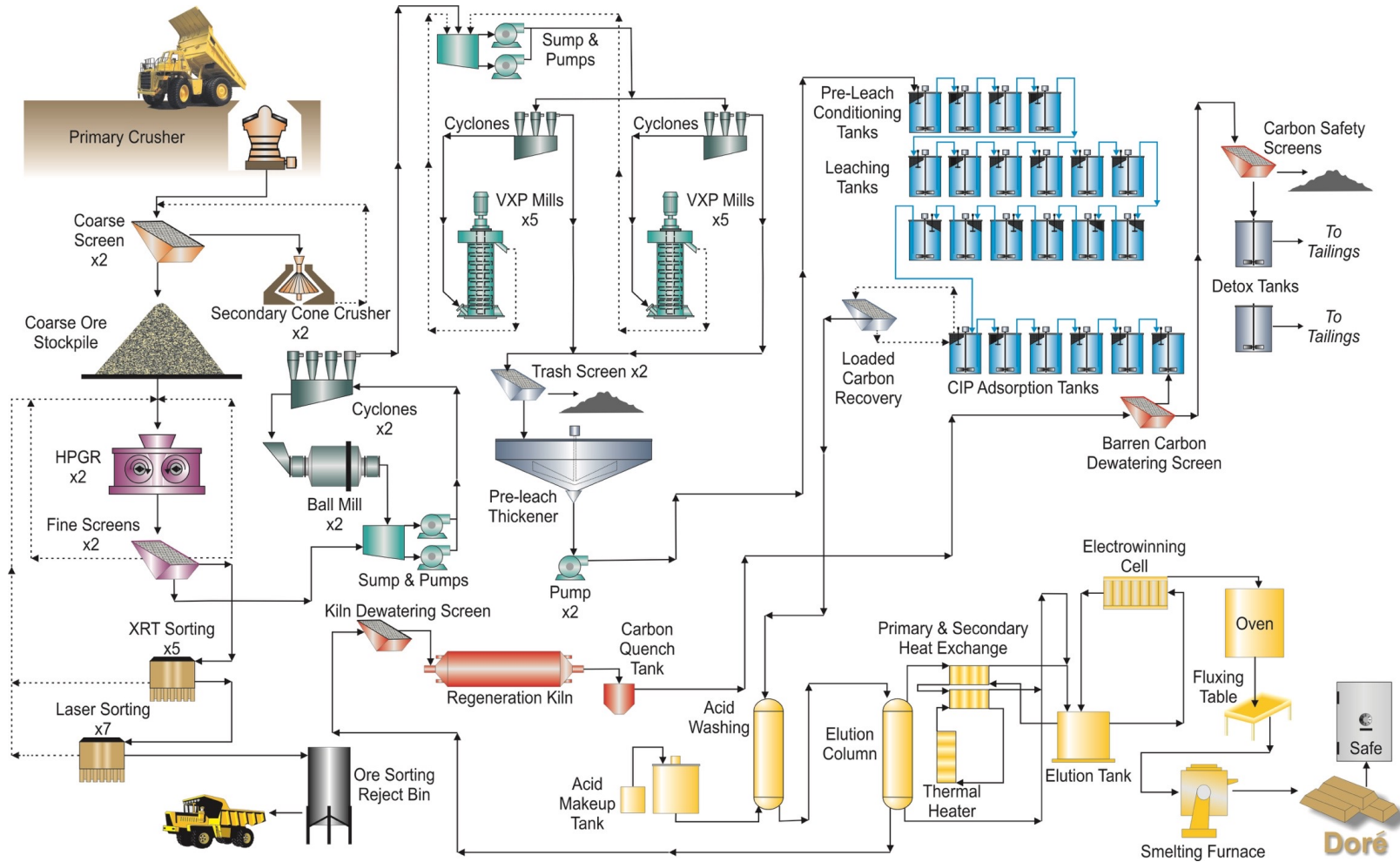
	BATMAN DEPOSIT			HEAP LEACH DEPOSIT			QUIGLEYS DEPOSIT			TOTAL		
	Tonnage 000 tonnes	Grade g/t Au	Contained 000 oz Au	Tonnage 000 tonnes	Grade g/t Au	Contained 000 oz Au	Tonnage 000 tonnes	Grade g/t Au	Contained 000 oz Au	Tonnage 000 tonnes	Grade g/t Au	Contained 000 oz Au
PROVEN	81,277	0.84	2,192	–	–	–	–	–	–	81,277	0.84	2,192
PROBABLE	185,744	0.76	4,555	13,354	0.54	232	–	–	–	199,098	0.75	4,787
PROVEN & PROBABLE	267,021	0.79	6,747	13,354	0.54	232	–	–	–	280,375	0.77	6,979
MEASURED	77,725	0.88	2,191	–	–	–	594	1.15	22	78,319	0.88	2,213
INDICATED	200,112	0.80	5,169	13,354	0.54	232	7,301	1.11	260	220,767	0.80	5,661
M&I	277,837	0.82	7,360	13,354	0.54	232	7,895	1.11	282	299,086	0.82	7,874
INFERRED	61,323	0.72	1,421	–	–	–	3,981	1.46	187	65,304	0.77	1,608

Measured & Indicated Resources include Proven and Probable Reserves as defined by CIM guidelines. Batman and Quigleys Mineral Resources are reported at a 0.40 g Au/tonne cut-off grade and are based on a US\$1,300/oz Au pit shell. Batman Mineral Reserves are reported at a 0.35 g Au/tonne cut-off grade and are based on a US\$1,500/oz Au pit shell. The \$1,500/oz Au pit shell was used to guide the ultimate pit design. Heap Leach Mineral Reserves and Resources are the average grade of the heap leach pad with no cut-off applied. Economic analysis is conducted only on proven and probable reserves. The effective date of the Mineral Resources and Reserves estimate is December 31, 2023.

Rex Bryan of Tetra Tech is the Qualified Person responsible for the Statement of Mineral Resources for the Batman, Heap Leach Pad and Quigleys deposits. Thomas Dyer of Respec is the Qualified Person responsible for developing Mineral Reserves for the Batman deposit. Deepak Malhotra is the Qualified Person responsible for developing the heap leach pad Mineral Reserves.

All scientific and technical information related to the 2024 Updated Feasibility Study has been prepared by, or under the supervision of, John Rozelle, a Qualified Person as defined by Item 1300 of Regulation S-K under the Securities Exchange Act of 1934, as amended, and Canadian National Instrument 43-101 – Standards of Disclosure of Mineral Projects.

Detailed FLOWSHEET



Applying PROVEN TECHNOLOGIES

Ore Sorting

Sorting Method	Commodity	Country	# of Units Installed	Sorter Belt Width (m)	Sorted Particle Size (mm)	Throughput/ Unit (tonnes/hr)
XRT	Tin	Peru	1	1.2	14x22	31
			1	1.2	22x32	48
XRT	Phosphate	Saudi Arabia	4	2.4	9x25	105
			3	2.4	25x57	210
Laser	Limestone	USA	2	1.2	9x25	70
			2	1.2	25x57	160
XRT	Gold	Brazil	1	1.2	20x60	55
XRT	Tungsten	Australia	1	2.0	25x75	60
XRT	Chromite	Brazil	1	2.0	25x75	80
XRT	Magnesite	Russia	1	1.0	30x90	65
XRT	Gold	Namibia	1	1.0	20x40	50
			1	1.0	40x60	70
XRT Laser	Gold	Australia Australia	5	2.4	16x40	82
			7	1.2	16x40	35


Fine Grinding

Year	Country	Application	Quantity	Model	Total Tonnage (dtp)
2012	South Africa	Gold tailings treatment	4	VXP2500	108
2012	DRC	Gold concentrate regrind	4	VXP2500	60
2012	Mongolia	Bulk concentrate regrind	3	VXP5000	152
2012	Kazakhstan	Copper flotation rougher concentrate	1	VXP5000	26.3
2015	Russia	Copper flotation concentrate	2	VXP2500	77.6
2016	DRC	Gold concentrate regrind	4	VXP2500	60
2017	China	Magnetite regrind	1	VXP5000	150
2022	Ghana	Gold concentrate regrind	1	VXP5000	29
2022	Canada	Gold concentrate regrind	1	VXP5000	182
2022	Mexico	Copper and gold-pyrite concentrate	2	VXP5000	95
2022	Kazakhstan	Zinc concentrate regrind	2	VXP10000	64





VISTA GOLD



NYSE AMERICAN & TSX: **VGZ**

www.vistagold.com

