





MIDAS TOUCH

C O N S U L T I N G

www.midastouch-consulting.com



Technical Update on Gold

Presentation by Florian Grummes

November 14th, 2023

MIDAS TOUCH

C O N S U L T I N G

www.midastouch-consulting.com

Disclaimer & Limitation of Liability

All published information represents the opinion and analysis of Mr Florian Grummes, based on data available to him, at the time of writing. Mr. Grummes's opinions are independent and his own and are not a recommendation or an offer to buy or sell securities.

As trading and investing in any financial markets may involve serious risk of loss, Mr. Grummes recommends that you consult with a qualified investment advisor, one licensed by appropriate regulatory agencies in your legal jurisdiction and do your own due diligence and research when making any kind of a transaction with financial ramifications.

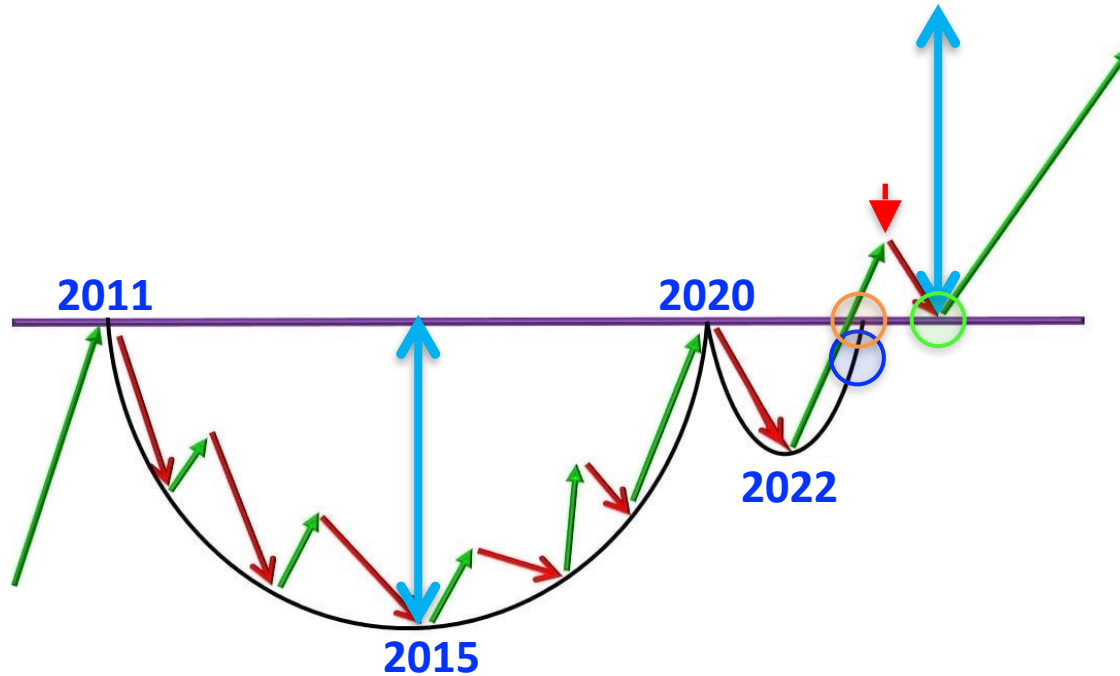
Although a qualified and experienced stock market analyst, Florian Grummes is not a Registered Securities Advisor. Therefore Mr. Grummes's opinions on the market and stocks can only be construed as a solicitation to buy and sell securities when they are subject to the prior approval and endorsement of a Registered Securities Advisor operating in accordance with the appropriate regulations in your area of jurisdiction. Past results are not necessarily indicative of future results.

The passing on and reproduction of this presentation is only legal with a written permission of the author.

GOLD: MONTHLY CHART



CUP AND HANDLE PATTERN



At least US\$3,000

GOLD: MONTHLY CHART



GOLD: MONTHLY CHART



GOLD: 8-YEAR CYCLE

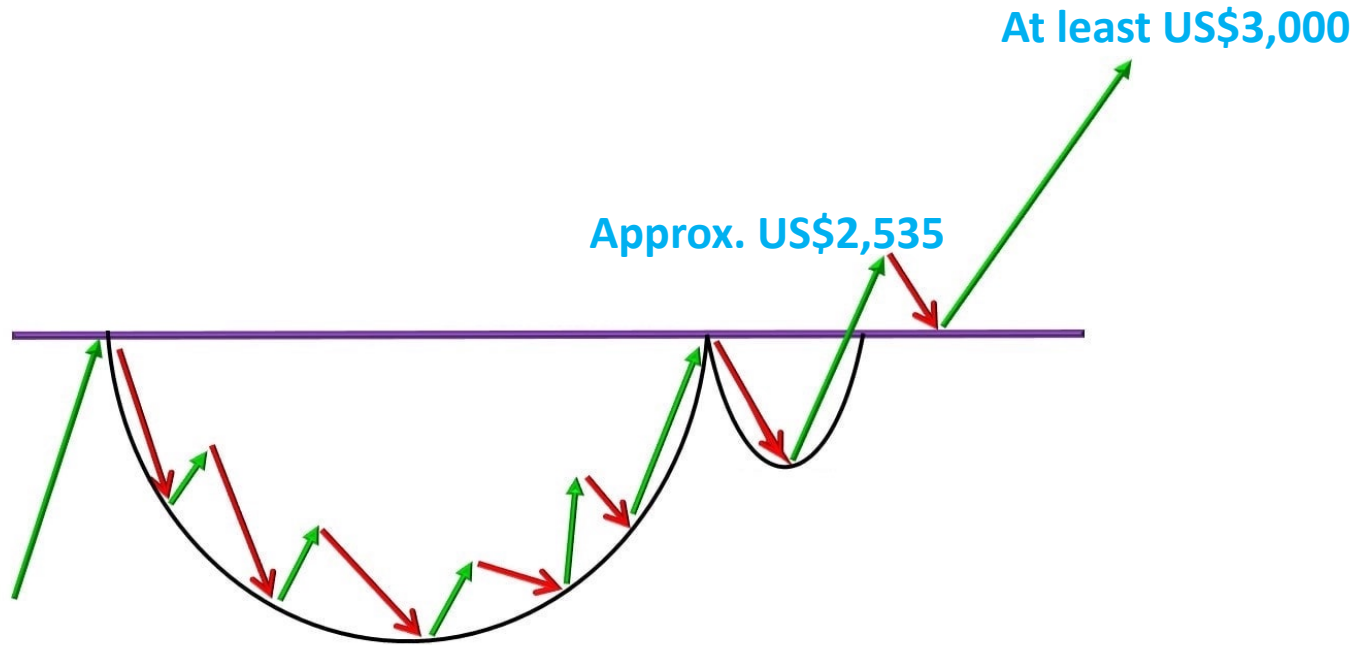
MidasTouchConsulting published on TradingView.com, Nov 13, 2023 12:29 UTC+1



GOLD: WEEKLY CHART



CUP AND HANDLE PATTERN



GOLD FUTURE: OPEN GAP

MidasTouchConsulting published on TradingView.com, Nov 14, 2023 07:13 UTC+1

GOLD FUTURES (DEC 2023), 1D, COMEX -2.1 (-0.11%)



GOLD: DAILY CHART



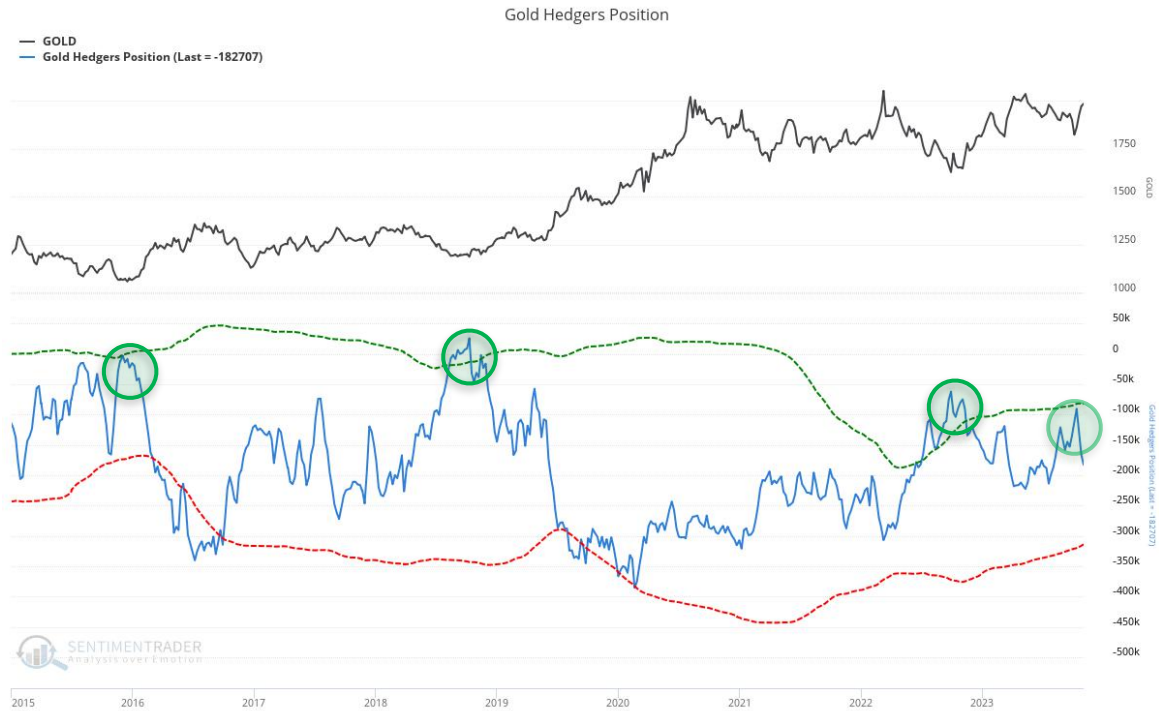
GOLD: DAILY CHART



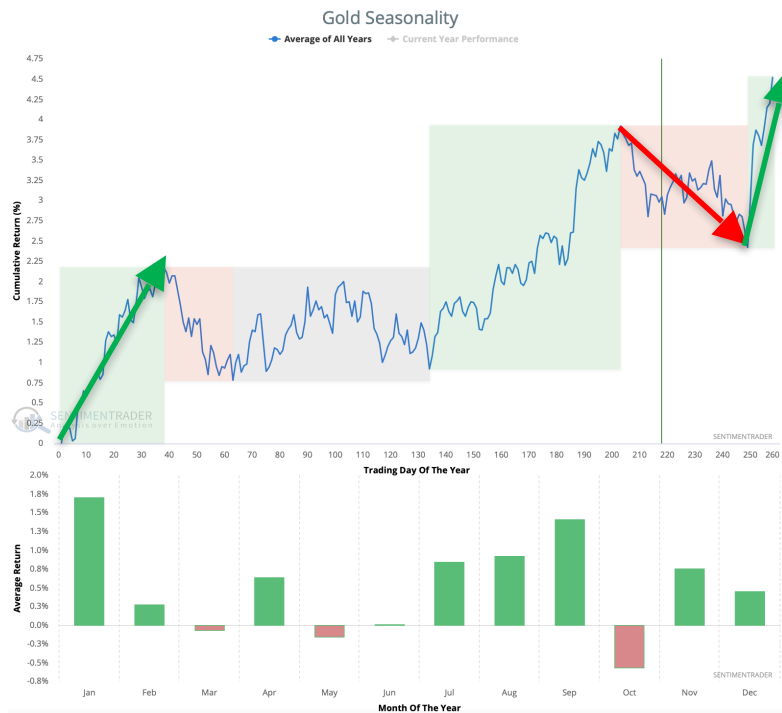
GOLD: SENTIMENT



GOLD: COT-REPORT



GOLD: SEASONALITY 54 YEARS



GOLD: SEASONALITY 12 YEARS



GOLD: MONTHLY CHART 2023

MidasTouchConsulting published on TradingView.com, Nov 13, 2023 23:18 UTC+1

Gold Spot / U.S. Dollar, 1M, OANDA -37,745 (-1.90%)
MA



GOLD: MONTHLY CHART 2009

MidasTouchConsulting published on TradingView.com, Nov 13, 2023 23:18 UTC+1

Gold Spot / U.S. Dollar, 1M, OANDA -37.745 (-1.90%)
MA



GOLD: MONTHLY CHART 2023

MidasTouchConsulting published on TradingView.com, Nov 13, 2023 23:18 UTC+1
Gold Spot / U.S. Dollar, 1M, OANDA -37.745 (-1.90%)
MA



US\$2,535

US\$3,000

Gap close at US\$1,830

SILVER: WEEKLY CHART

MidasTouchConsulting published on TradingView.com, Nov 13, 2023 23:24 UTC+1

Silver / U.S. Dollar, 1W, FX_JDC +0.082 (+0.37%)
MA



GOLD STOCKS GDX: WEEKLY CHART

MidasTouchConsulting published on TradingView.com, Nov 14, 2023 07:21 UTC+1

VanEck Gold Miners ETF, 1W, Arca -0.21 (-0.77%)



VICTORIA GOLD

MidasTouchConsulting published on TradingView.com, Nov 14, 2023 07:25 UTC+1

VICTORIA GOLD CORP. 1M, TSX -0.24 (-4.15%)



MAG SILVER

MidasTouchConsulting published on TradingView.com, Nov 14, 2023 07:28 UTC+1

MAG SILVER CORP, 1M, TSE -0.53 (-3.82%)





**JOIN OUR
TELEGRAM
CHANNEL**

<https://t.me/MidasTouchConsulting>

MIDAS TOUCH

C O N S U L T I N G

www.midastouch-consulting.com

Florian Grummles

MIDAS TOUCH

C O N S U L T I N G

www.midastouch-consulting.com




Thank you very much

Florian Grummès

www.midastouch-consulting.com

M I D A S T O U C H
C O N S U L T I N G

A gold bar and several gold coins are shown on a background of a line graph and a Bitcoin logo. The gold bar is the central focus, with the words "GOLD" and "999.9" embossed on it. The coins are stacked on the right side. The background features a line graph with a peak and a dip, and a Bitcoin logo. The overall color scheme is warm and golden.

www.midastouch-consulting.com

MIDAS TOUCH

C O N S U L T I N G

www.midastouch-consulting.com

- Analysis & research on our website
- Weekly gold chartbook
- Weekly silver chartbook
- Weekly crypto chartbook
- Every 2 weeks on www.gold.de (German only)
- Every 2 weeks on www.celticgold.eu
- Telegram Channel Mastermind Group
- Consulting for mining companies
- Media coverage & promotion
- Cryptocurrency consulting & trading

MIDAS TOUCH

C O N S U L T I N G

www.midastouch-consulting.com