



AZIMUT
EXPLORATION

TSXV: **AZM**
OTCQX: **AZMTF**

Advancing A Major Gold Discovery

Precious Metal Summit – Beaver Creek

September, 2022



Forward-looking Statements

Except for the statements of historical fact contained herein, the information presented in this presentation constitutes “forward-looking statements” within the meaning of the United States Private Securities Litigation Reform Act of 1995 and “forward-looking information” within the meaning of applicable Canadian securities laws (together, “forward-looking statements”) concerning the business, operations, plans and condition of Azimut Exploration Inc. (“Azimut”), and no assurance can be given that the estimates and assumptions will be realized. Forward looking statements are statements that are not historical facts and are generally, but not always, identified by the words “expects”, “plans”, “anticipates”, “believes”, “intends”, “estimates”, “projects”, “potential”, “scheduled” and similar expressions or variations (including negative variations), or that events or conditions “will”, “would”, “may”, “could” or “should” occur including, without limitation, the view on the quality and the potential of its assets. Although Azimut believes the expectations expressed in such forward-looking statements are based on reasonable assumptions, such statements involve known and unknown risks, uncertainties and other factors and are not guarantees of future performance and actual results may accordingly differ materially from those in forward looking statements.

Azimut cautions that forward-looking statements involve known and unknown risks, uncertainties and other factors which may cause the actual plans, results, performance or achievements of Azimut to differ materially from any future plans, results, performance or achievements expressed or implied by the forward-looking statements. Such factors include, among others, mineral resources, total cash, administrative costs of Azimut differing materially from those anticipated; exploration expenditures differing materially from those anticipated; risks related to operations; risks related to the holding of mineral properties; risks related to partnership or other joint operations; actual results of current exploration activities; variations in mineral resources; delays in obtaining governmental approvals or financing or in the completion of exploration or development activities; uninsured risks; regulatory changes, defects in title; availability of personnel, materials and equipment; performance of equipment and processes relative to specifications and expectations; unanticipated environmental impacts; market prices; technological risks; capital requirements and operating risks associated with the operations or an expansion of the operations; fluctuations in metal prices and currency exchange rates; cash resources; inability to successfully complete new exploration or development projects, planned expansions or other projects within the timelines anticipated; adverse changes to market, political and general economic conditions or laws, rules and regulations; changes in project parameters; the possibility of cost overruns or unanticipated costs and expenses; accidents, labour disputes, community and stakeholder protests and other risks of the mining industry and risk of an undiscovered defect in title or other adverse claim. For additional information on risks, uncertainties and assumptions, please refer to Azimut’s filings with the securities authorities, which are available on SEDAR at www.sedar.com. Although Azimut has attempted to identify important factors that could cause actual plans, actions, events or results to differ materially from those described in forward-looking statements, there may be other factors that cause plans, actions, events or results not to be as anticipated, estimated or intended. There can be no assurance that forward-looking statements will prove to be accurate, as actual plans, results and future events could differ materially from those anticipated in such statements. Accordingly, readers should not place undue reliance on forward-looking statements. In addition, forward-looking information herein is based on certain assumptions and involves risks related to the business and operations of Azimut. Forward-looking information contained herein is based on certain assumptions. Although Azimut has attempted to identify important factors that could cause plans, actions, events or results to differ materially from those described in forward-looking statements in this presentation, there may be other factors that cause plans, actions, events or results not to be as anticipated, estimated or intended. Azimut undertakes no obligation to update any of the forward-looking statements in this presentation, except as required by law.

A Leading Explorer in Quebec

WHAT SETS US APART?



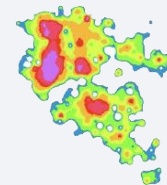
Quality Exploration Portfolio

Largest claim holder in Quebec for Gold, Copper, Nickel



Elmer Discovery

Flagship Gold Project
100% owned



AZtechMine™

Predictive modelling that works

Corporate Highlights

THE RIGHT INGREDIENTS FOR SUCCESS

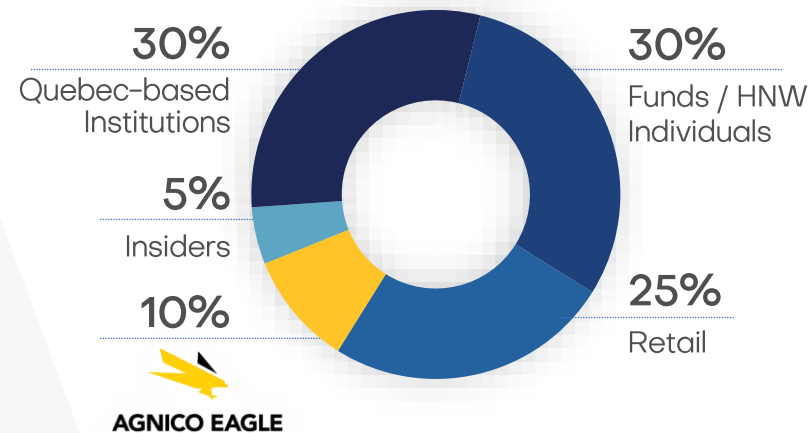
Capital Structure

Working Capital	C\$19.1M
Shares Outstanding	79.3M F/D: 85.9M
Share Price	C\$0.84 52-week H/L: C\$2.39 / C\$0.78
Market Cap	C\$67M

Working Capital as at May 31, 2022 / Shares Outstanding as at September 09, 2022

- ▲ Track record of low dilution and stewardship of capital
- ▲ Significant upside potential on a per share basis

Share Ownership



- ▲ Long-term shareholder support
- ▲ Aligned interests
- ▲ Small float

Analyst Coverage



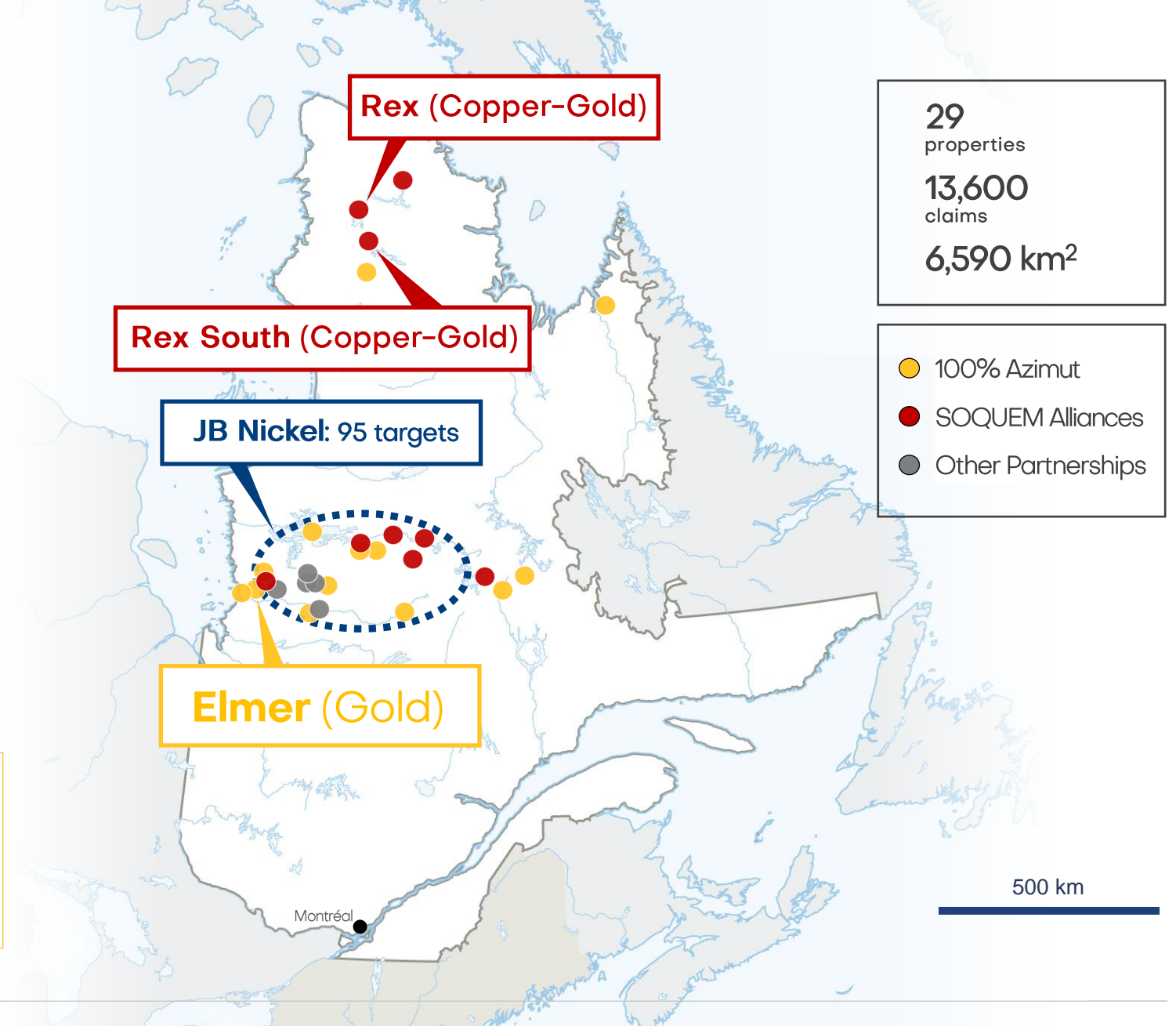
- ▲ Increasing investor recognition
- ▲ Independent vesting

Quality Portfolio

A LEADING POSITION IN A STABLE JURISDICTION

- ▲ 29 properties for 6,590 km²
- ▲ Strategic commodity exposure
 - ▲ Gold
 - ▲ Copper
 - ▲ Nickel
- ▲ Funding and partnerships in place for significant exploration activities

Main focus is the 100% owned, flagship Elmer Gold Discovery



Elmer Gold Discovery

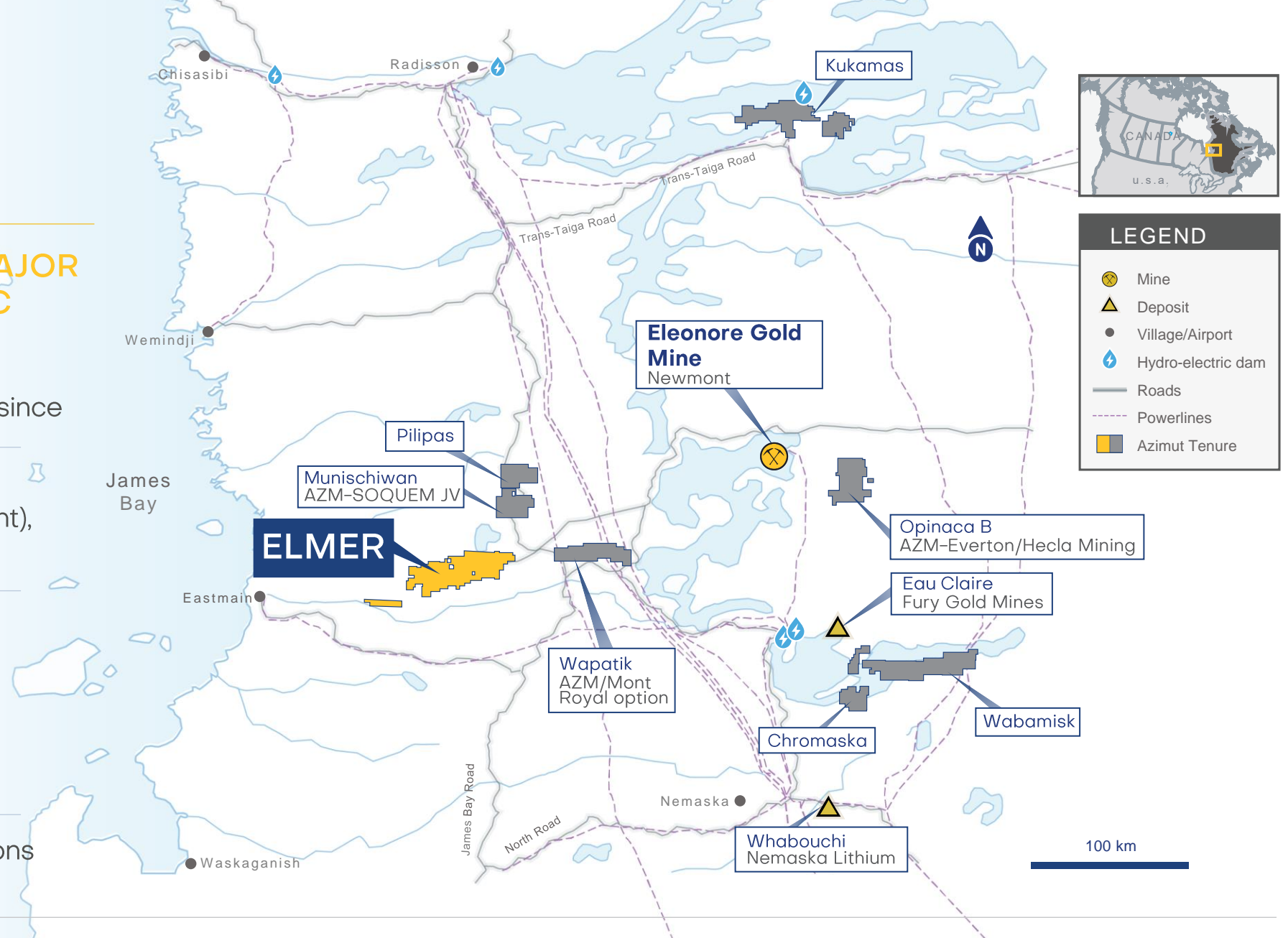


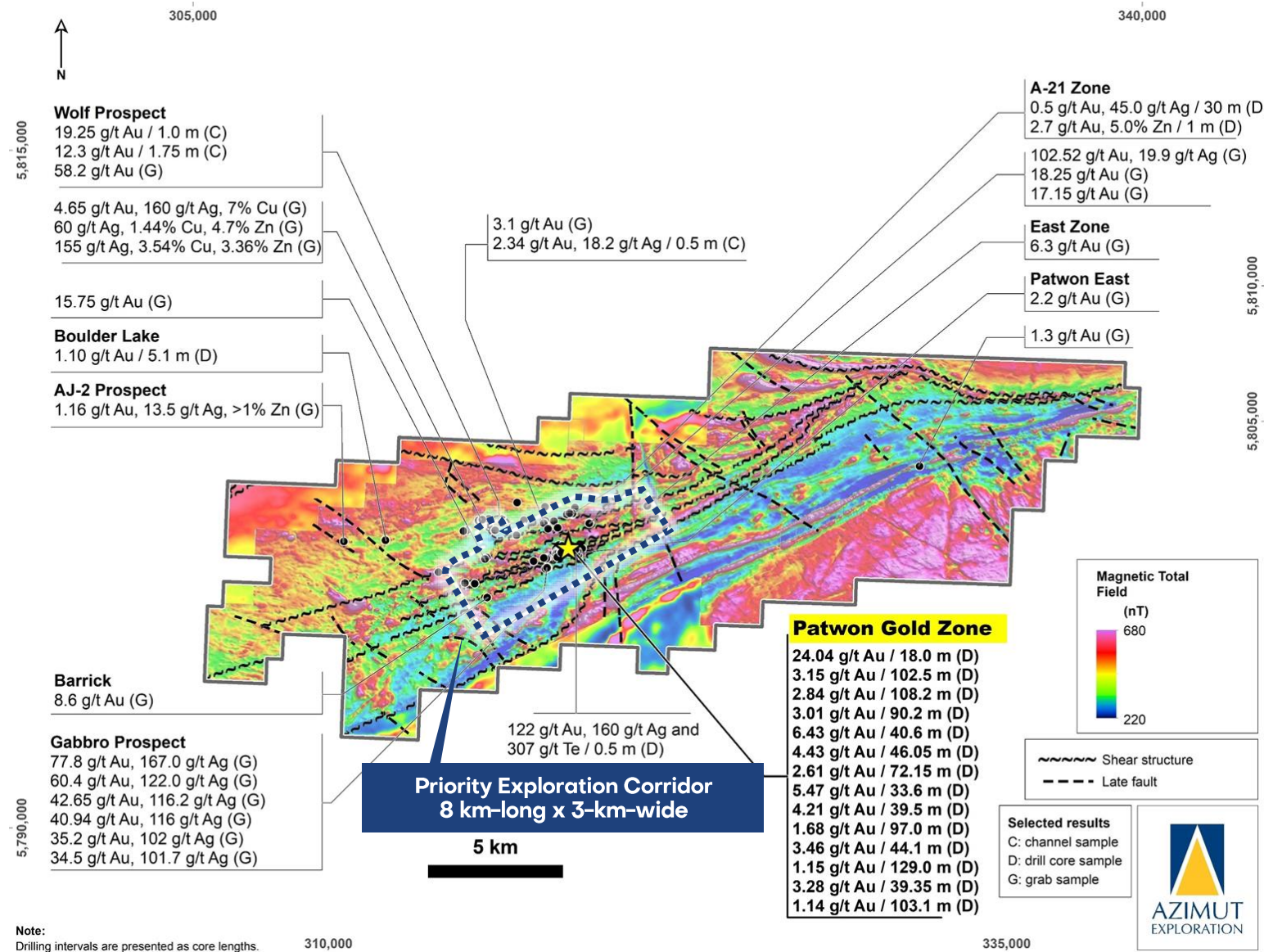
Patwon Gold Zone
Discovery Outcrop

Elmer Gold Project

POSITIONED TO BE A MAJOR GOLD ASSET IN QUEBEC

- ▲ Drilling discovery in 2020
Aggressively advanced ever since
- ▲ Located 100 km west of the Eleonore Gold Mine (Newmont), James Bay Region
- ▲ Close proximity to excellent infrastructure
 - ▲ Paved highways
 - ▲ Powerlines
 - ▲ Airports
- ▲ Support from Cree First Nations





Elmer Property

JAMES BAY REGION, QUEBEC

- ▲ Large scale project: **35 km** of highly prospective greenstone belt
- ▲ Work to date has been **focused on Patwon discovery**
- ▲ **8 km x 3 km** priority corridor defined

Excellent Results to Date

BEST INTERSECTIONS OVER A 600 M STRIKE AND 800 M DOWN DIP

	True Thickness	Depth
24.04 g/t Au over 18.0 m	17.1 m	– 240 m
3.15 g/t Au over 102.5 m	62.6 m	– 30 m
2.84 g/t Au over 108.2 m	63.7 m	– 50 m
3.01 g/t Au over 90.2 m	82.7 m	– 170m
6.43 g/t Au over 40.6 m	38.2 m	– 310m

A Major New Gold Discovery



2022 Exploration Objectives

CLEARLY DEFINED GOALS FROM >30,000 M OF DIAMOND DRILLING

Patwon Gold Zone:

Delineation of a **maiden NI 43-101 compliant gold resource**

→ Crystallizing the value
of the Patwon Gold Zone

Camp-scale Exploration:

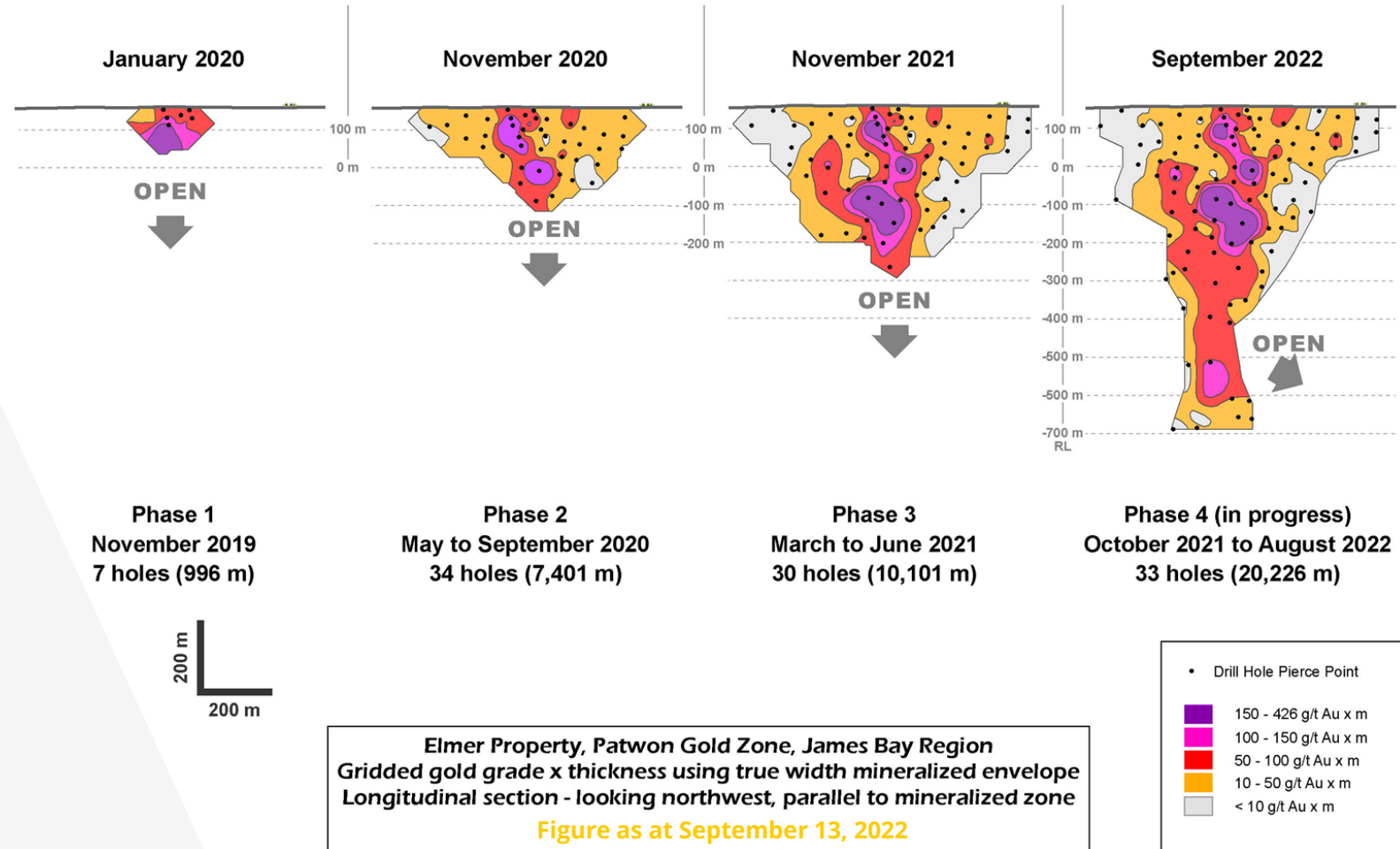
Defining and drill testing **additional mineralized zones**

→ Outlining the true potential
of the Elmer Gold Project

An Orebody in the Making

FOLLOWING PREDICTABLE AND STRONG GOLD MINERALIZATION

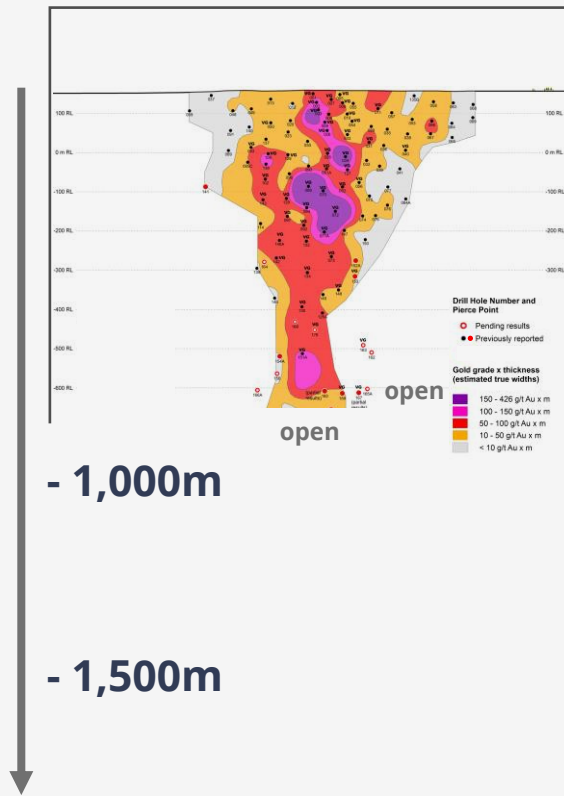
- ▲ Significant progress since initial discovery in 2020
- ▲ ~48,000 m drilled in 115 holes
- ▲ Known mineralization consistently expanding with drilling



Strong Growth Potential

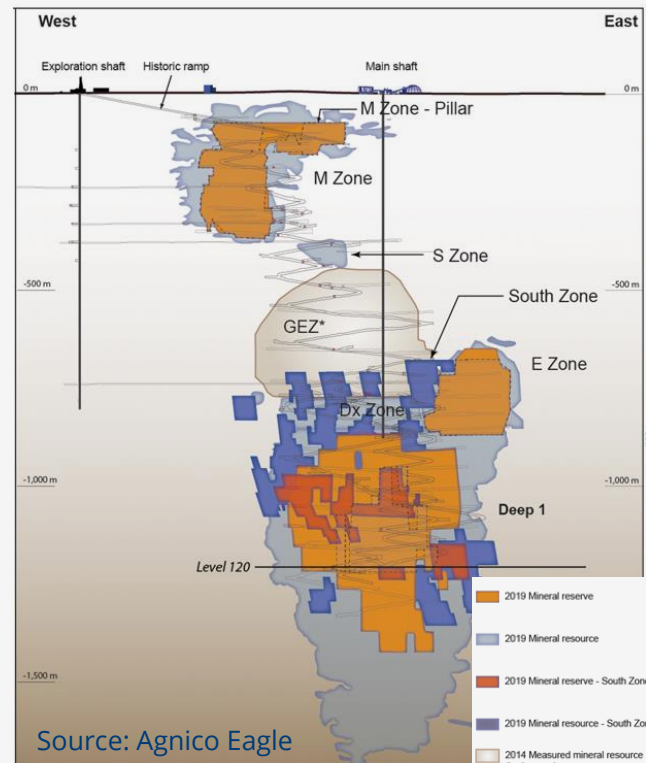
OROGENIC DEPOSITS HAVE SIGNIFICANT POTENTIAL VERTICAL EXTENT

Patwon



Goldex

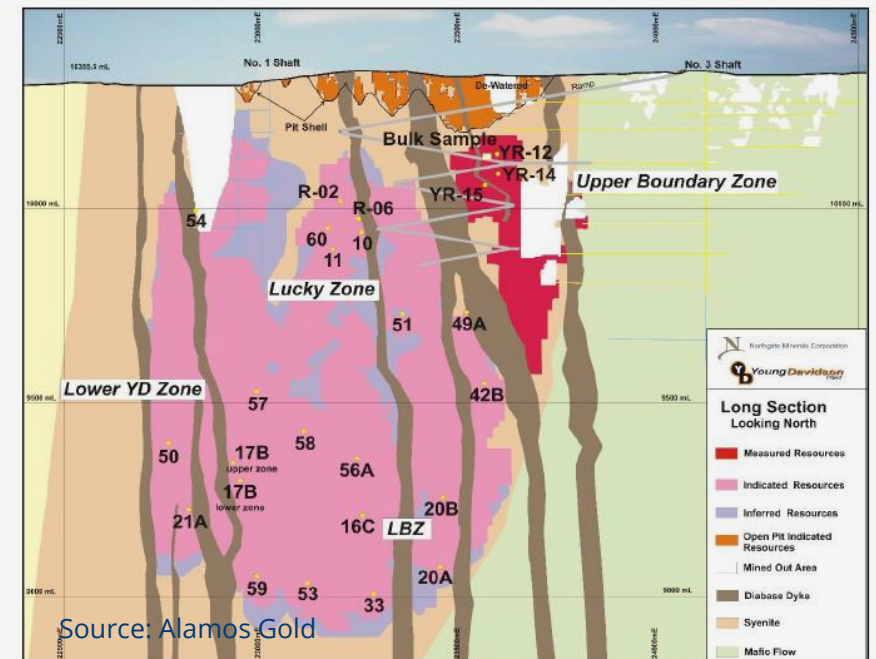
P&P: 1M oz Au
M&I: 1.8M oz Au
Inferred: 1.2M oz Au



Source: Agnico Eagle

Young-Davidson

P&P: 3.4M oz Au
M&I: 0.9M oz Au
Inferred: 0.2M oz Au



Source: Alamos Gold

Reported Reserves and Resources as at December 31, 2021
Mineral reserves are not a subset of mineral resources

Patwon Gold Zone

A UNIQUE SET OF POSITIVE CHARACTERISTICS

Geometric Continuity

Outstanding geometric continuity from surface and down to 800 m

Wide Mineralized Envelope

Wide mineralized envelope (>2 g/t Au) including consistent high-grade zones (>5 g/t Au)

Excellent Gold Recoveries

Excellent gold recoveries (up to 94%)

Exploration Upside

Mineralization remains open at depth and along strike

Open Pit and Underground

Potential for combined open pit and bulk underground mining

No Structural Complexity

No structural complexity, no folding, no cross-cutting dykes

Accessible Infrastructure

Good access to infrastructure (roads and powerlines)

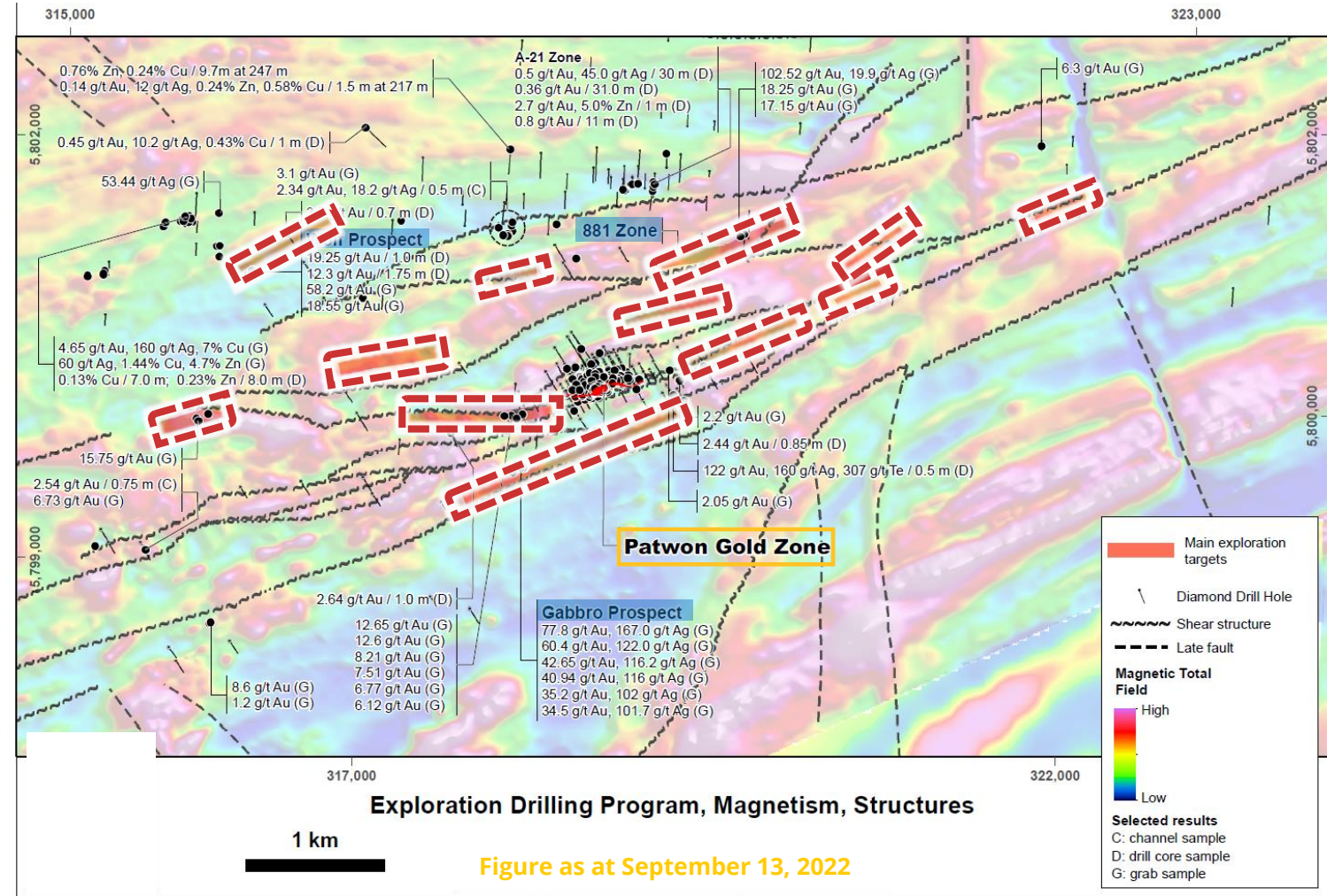
Leading Jurisdiction

Quebec is a leading jurisdiction for mining projects

Camp-Scale Exploration Upside

REPRODUCING THE PATWON'S SUCCESS

- ▲ Greenstone orogenic deposits rarely occur in isolation
- ▲ Largely underexplored property, with evidences of an extensive shear-related gold bearing system
- ▲ 12 priority sectors identified along strike and subparallel to Patwon
- ▲ **> 8,000 m of diamond drilling ongoing**



Prospecting Program

UNCOVERING POTENTIAL ATTRACTIVE ZONES ALONG 35-KM-LONG TREND

- ▲ District targets under review
- ▲ New mineralized prospects identified
- ▲ Targets have a distinctive silver-bismuth-tellurium-tungsten “Patwon-style” footprint, well correlated with the gold content

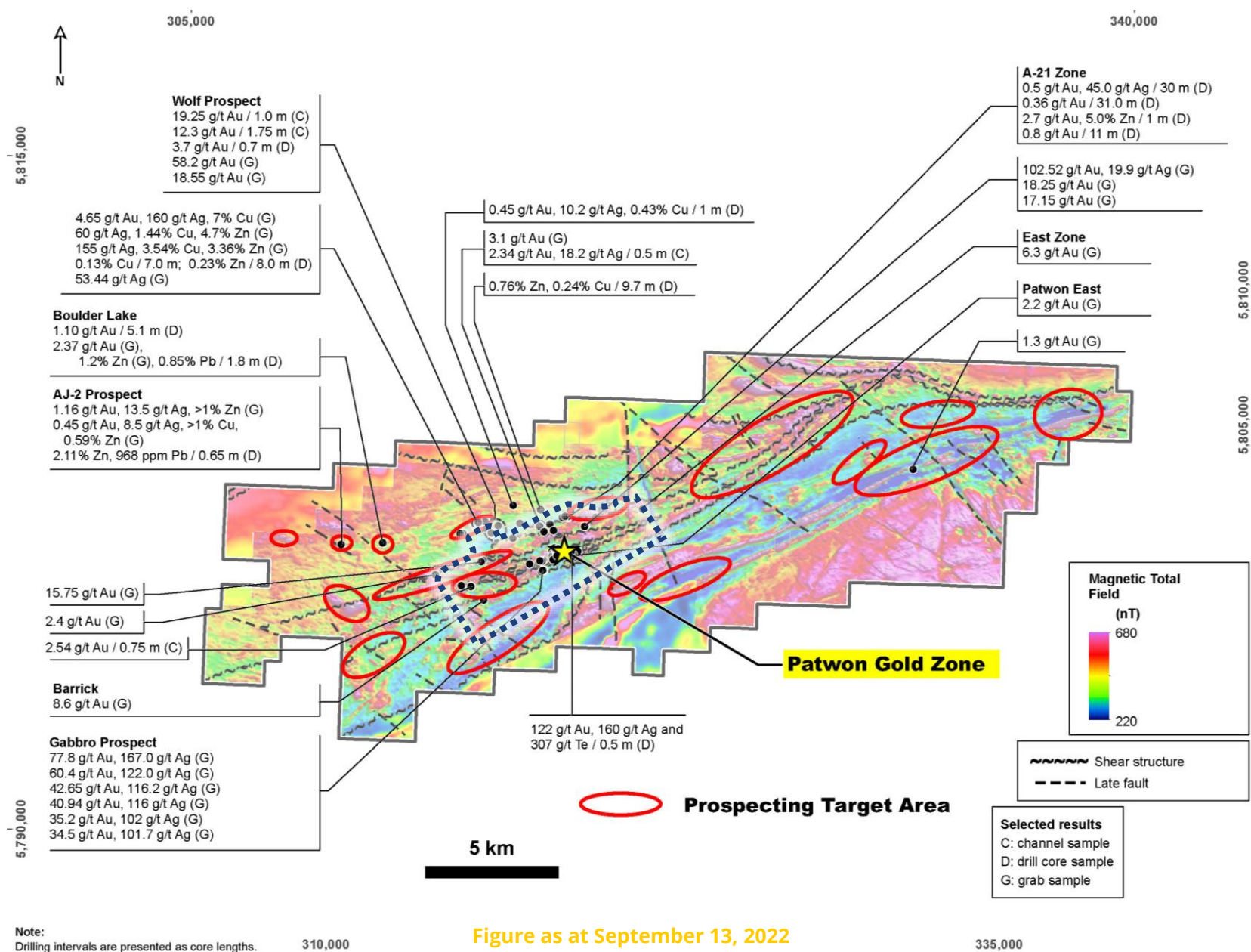


Figure as at September 13, 2022

Additional Exploration Activities



Wapatik – Maiden Drill Program

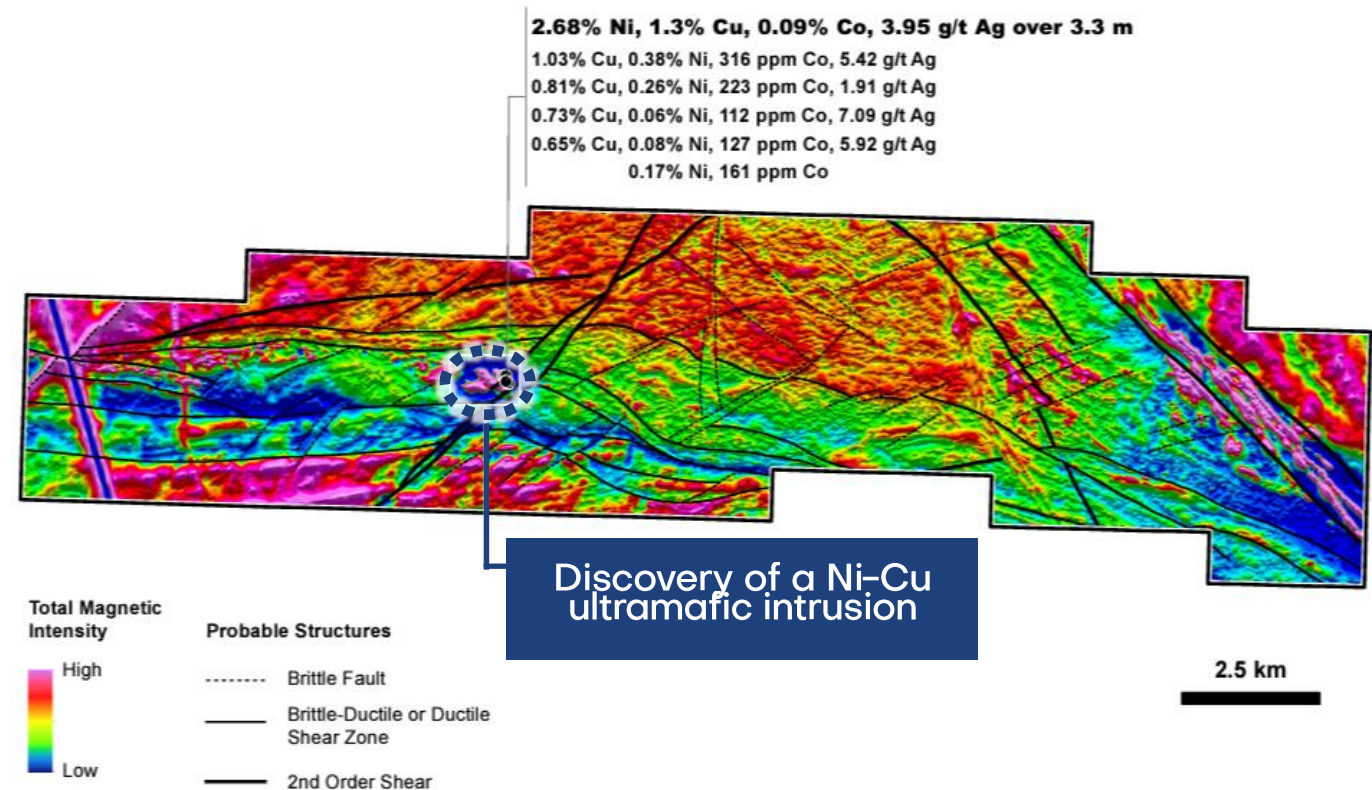
Wapatik Project

A SIGNIFICANT NICKEL-COPPER DISCOVERY IN QUEBEC

- ▲ 115 km² property on strike from Patwon Gold Zone
- ▲ Under option to Mont Royal Resources
 - ▲ \$4M in expenditures for initial 50%
 - ▲ \$3M in expenditures + PEA for 70%
- ▲ Operated by AZM

Exploration

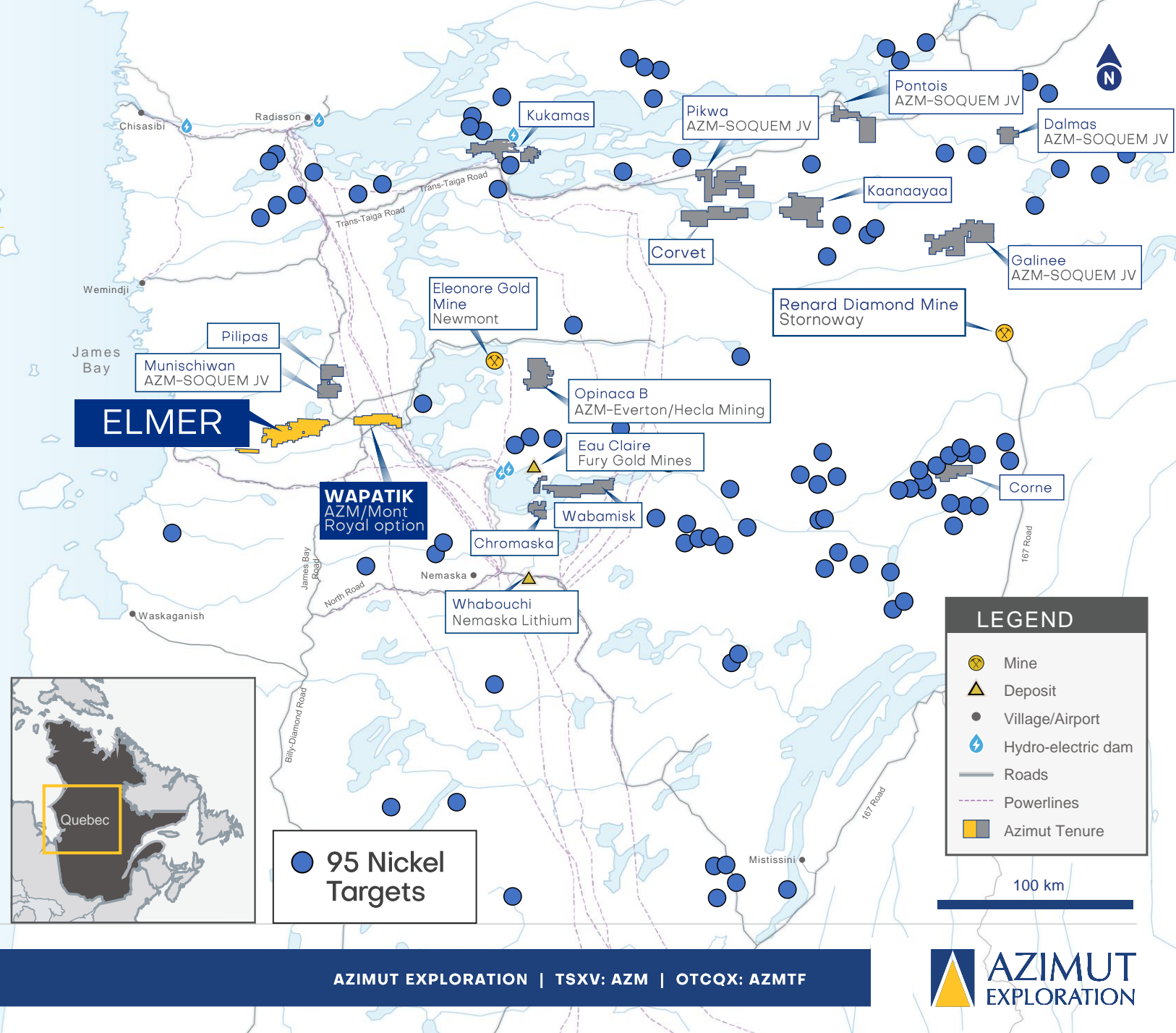
- ▲ High grade Nickel-Copper massive sulphide discovery:
2.68% Ni, 1.30% Cu, 0.09% Co over 3.30 m
- ▲ 11-hole (2,305 m) maiden and follow up drill programs completed
- ▲ Ultramafic bearing Ni-Cu mineralization with EM footprint



Newly Generated Nickel Targets

STRATEGIC AND PROSPECTIVE POSITIONING

- ▲ Strategic positioning on targets with **nickel, copper, cobalt, and PGE** potential
- ▲ Defined by Azimut's advanced processing of regional-scale data (AZtechMine™)
- ▲ Kilometre-scale mafic to ultramafic intrusions represent underexplored target type in the James Bay Region
- ▲ Energy transition provides long-term support for these commodities



Summary

MULTIPLE CATALYSTS IN PLACE

Elmer Gold Project

Patwon Gold Zone

- ▲ Near surface expansion drilling
- ▲ Maiden resource estimate

Elmer Camp Scale Exploration

- ▲ Strong potential for additional discoveries

Active Partnerships

Wapatik

- ▲ Drilling program results

Munischiwan

- ▲ Drilling program results

Rex / Rex South

- ▲ District scale potential

Strong Project Pipeline

JBN

- ▲ Leading and strategic positioning for essential critical and strategic metals

New option and JV projects

- ▲ Low-cost exposure to potential new discoveries

Thank you! Merci! ၎ဝ်းၵုၵ်း ၵုၵ်းၵုၵ်း

Contact information

Jean-Marc Lulin
President and CEO

+1 (450) 646-3015
info@azimut-exploration.com

Jonathan Rosset
VP Corporate Development
+1 (604) 202-7531
info@azimut-exploration.com



TSXV: AZM
OTCQX: AZMTF

azimut-exploration.com