

BUILDING GOLD RESOURCES IN HISTORIC KLONDIKE GOLDFIELDS



INVESTOR PRESENTATION

Peter Tallman, CEO August 2021

KG | TSX Venture Exchange
LBDP | Frankfurt Exchange
KDKGF | US OTC Exchange



FORWARD LOOKING STATEMENTS



Statements contained in these following slides and accompanying oral presentation contain certain forward-looking statements within the meaning of the United States Private Securities Litigation Reform Act of 1995 and forward looking information within the meaning of the Securities Act (Ontario) and similar legislation in other jurisdictions. Forward-looking statements can be identified by the use of words such as “plans”, “expects” or “does not expect”, “is expected”, “budget”, “scheduled”, “estimates”, “forecasts”, “intends”, “anticipates” or “does not anticipate”, or “believes”, or variation of such words and phrases or state that certain actions, events or results “may”, “could”, “should”, “would”, “might” or “will” be taken, occur or be achieved. Forward-looking statements involve known and unknown risks, uncertainties and other factors which may cause the actual results, performance or achievements of Klondike Gold Corp. (“Klondike Gold”) to be materially different from any future results, performance or achievements expressed or implied by the forward-looking statements. These forward-looking statements include estimates, forecasts, and statements as to management’s expectations with respect to, among other things, business and financial prospects, growth potential, the size, quality and timing Klondike Gold’s exploration and possible development projects, mineral reserves and mineral resources, future trends, plans, strategies, objectives and expectations.

These forward-looking statements involve numerous assumptions, risks and uncertainties and actual results may vary materially. These statements are based on a number of assumptions, including, but not limited to, assumptions regarding general business and economic conditions, interest rates, the supply and demand for, inventories of, and the level and volatility of prices of gold, silver, zinc, lead, or copper, the availability of financing for Klondike Gold’s programs on reasonable terms, the accuracy of Klondike Gold’s resource estimates (including, with respect to size, grade and recoverability) and the geological, operational and price assumptions on which economic resource models are based, the resolution of environmental permitting and other proceedings, the capacity to obtain qualified personnel, consultants, and contractors and the future operational financial performance of the company generally. The foregoing list of assumptions is not exhaustive.

Events or circumstances could cause actual results to differ materially. Such events include, among others, unanticipated developments in business and economic conditions in the principal markets for commodities and/or financial instruments, changes in the supply, demand, and prices for metals and other commodities, the actual results of exploration activities, conclusions of economic evaluations, uncertainty in the estimation of ore reserves and mineral resources, changes in project parameters as plans continue to be refined, changes in economic and political stability in jurisdictions where Klondike Gold has business interests, environmental risks and hazards, legal disputes, increased infrastructure and/or operating costs, labour and employment matters, and government regulation as well as those factors discussed in the section entitled “Risk Factors” in Klondike Gold’s Annual and Quarterly Reports and associated financial statements, Management Information Circulars and other disclosure documents filed with Canadian securities regulators. Although Klondike Gold has attempted to identify important factors that could cause actual results to differ materially, there may be other factors that cause results not to be as anticipated, estimated or intended. There can be no assurance that such statements will prove to be accurate as actual results and future events could differ materially from those anticipated in such statements. Klondike Gold disclaims any intention or obligation to update or revise any forward-looking statements, whether as a results of new information, future events or otherwise. Accordingly readers/listeners should not place undue reliance on forward-looking statements.

INVESTMENT STORY OVERVIEW



The “Klondike Gold Rush of 1896”: most iconic gold rush in the world.

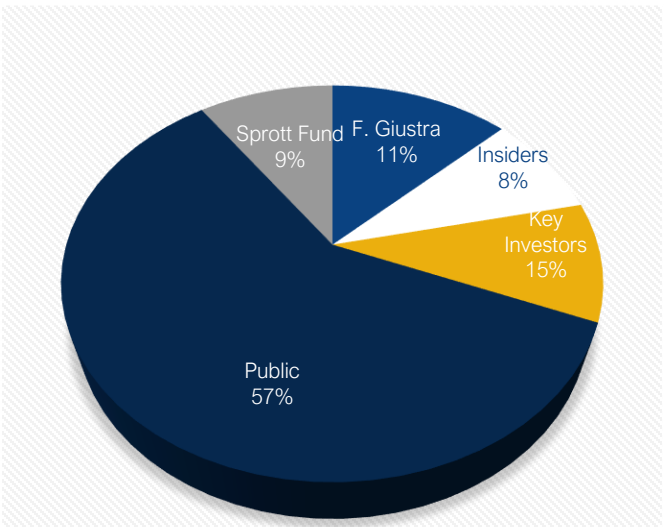
20 Million gold ounces extracted from creeks;
“no known source” with gold considered “eroded from bedrock”.

From 2015:

- new management / new thinking / new discoveries / exceptional potential
 - Maiden resource planned 2022 / first ever resource in Klondike
 - Pipeline of structural targets / deeper potential / high grade potential

Transformational milestone(s) 2021-2022.
The best kept ‘secret’ gold investment opportunity.

CAPITAL STRUCTURE



43% of Shares Held by Top 20 Shareholders

TSXV Listed, Symbol: KG

Current Price	\$0.185	Market Capitalization	\$25 M
Shares Outstanding (Basic)	133 M	Avg. Daily Volume	150k
(Fully Diluted)	179 M	Cash on hand	\$1.5 M
	Options (WAP - \$0.25) 11.7 M	Warrants	\$11.9 M
	Warrants (WAP - \$0.35) 34.2 M		
52 Week High	0.45	2021 Budget	\$3.5 M
52 Week Low	0.14		

Klondike Gold Management



Peter Tallman – President, CEO & Director

- Professional Geologist
- 35 years experience in the mining industry
- Discovery, delineation of three mineral deposits.
- 25 years corporate experience as Exec Officer/Director.



Ian Perry – Vice President Exploration

- Professional Geologist
- 35 years exploration/management, one deposit discovery, worked Canada / International (Noranda)



Jasvir Kaloti – Chief Financial Officer

- VP Corporate Finance for Fiore Management
- CFO for various major companies; Canada and international finance experience
- Takeover & mergers (Leagold/Equinox, Lithium X)

Klondike Gold Board of Directors




Gordon Keep

- 30 years experience in corporate finance (Yorkton Sec VP Finance)
- CEO of Fiore Management & Advisory Group
- Professional Geologist



Tara Christie

- 25 years of experience in the mining industry
- President & CEO of Banyan Gold Corp.
- Director of the Prospector & Developers Association of Canada
- P. Eng.



Steve Brunelle

- 30 years of exploration & management experience
- Officer or Director of numerous TSX.V listed companies
- Developed two discoveries (Stingray Cu, Corner Bay Ag)



John Pallot

- 32 years telecommunication s experience
- Executive Officer and/or Director of numerous resource issuers since 1993 (Windarra, GT Gold)

MAJOR ASSET: KLONDIKE DISTRICT PROJECT

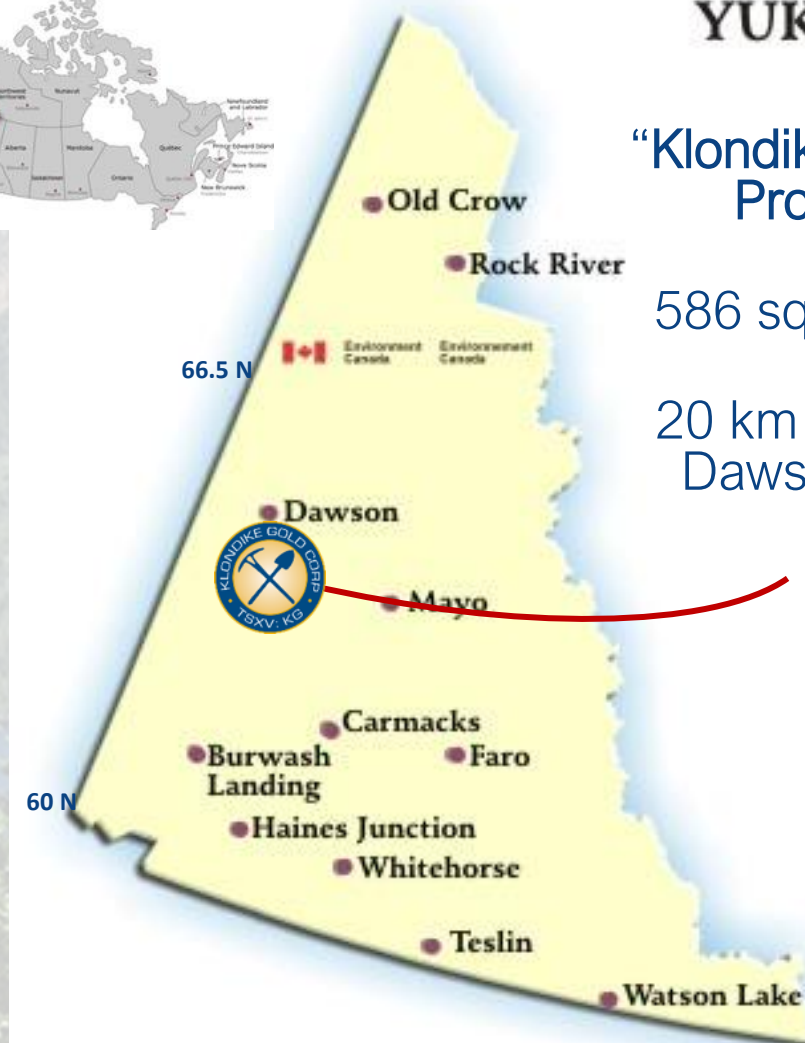


YUKON

“Klondike District Project”

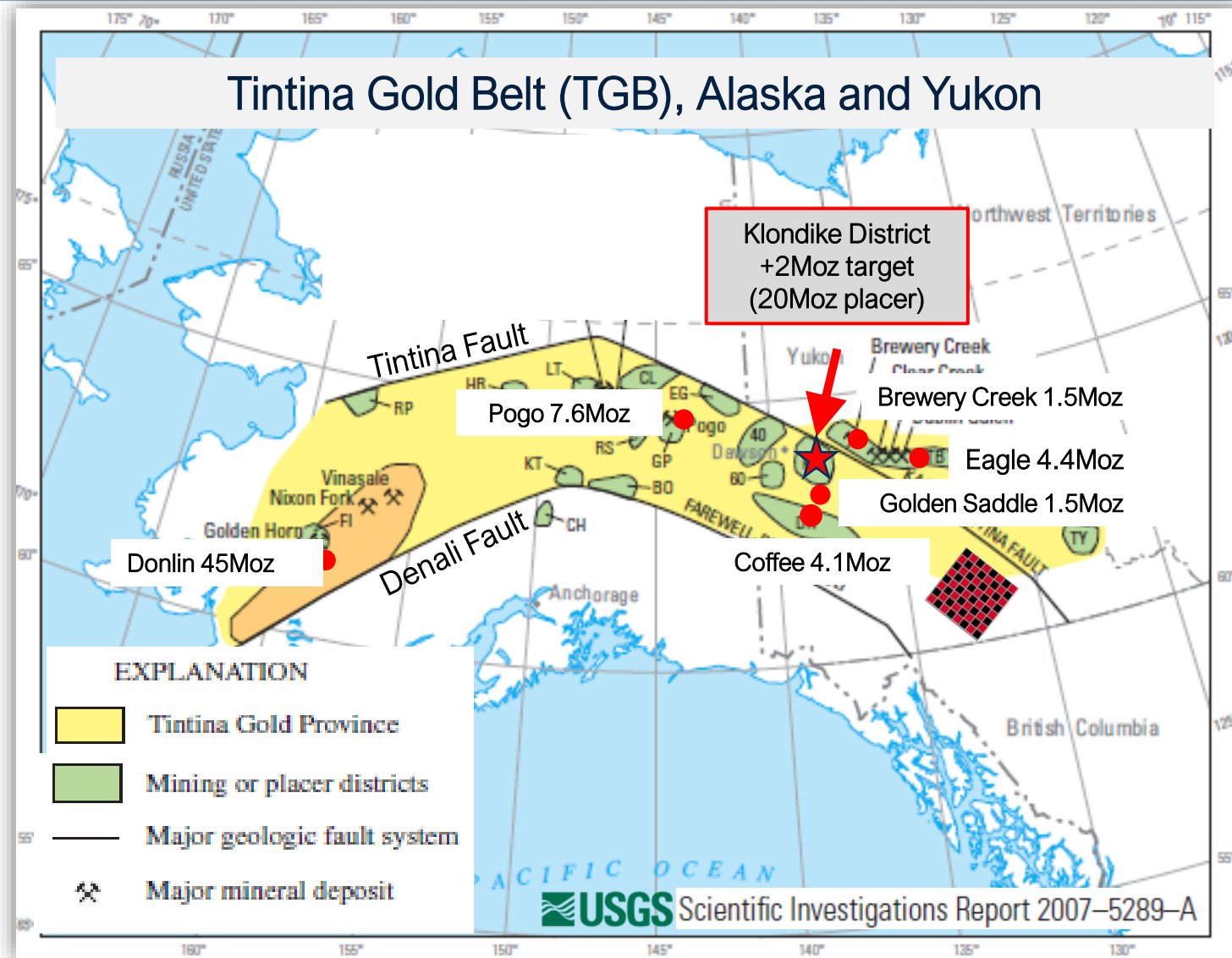
586 square km

20 km south of Dawson City



Dawson City, YT.
Tr'ondëk Hwëch'in First Nation Territory.

WORLD CLASS GEOLOGY



- TGB is known to host World-Class gold deposits; in Alaska ~100+Moz (Ex. Pogo)
- Flexure in crustal scale 1st order faults create “world-class” deposit environment by creating the fault network (gold conduits) to host them.
- Continent-scale structures have ‘checkerboard’ old/young fault pattern which control gold mineralization.
- These ‘checkerboard’ faults now recognized as controls to gold mineralization in Klondike District.

Figure Note: Gold resource endowment is sourced from company disclosures or government sources, for comparative purposes only.

KG DISTRICT PROPERTY AND 2021 DRILL TARGET SUMMARY

Klondike District Potential

Lone Star Zone

- Resource target, 25 holes complete

Stander Zone

- Resource target, 20 holes complete

Virgin/Lindow Targets

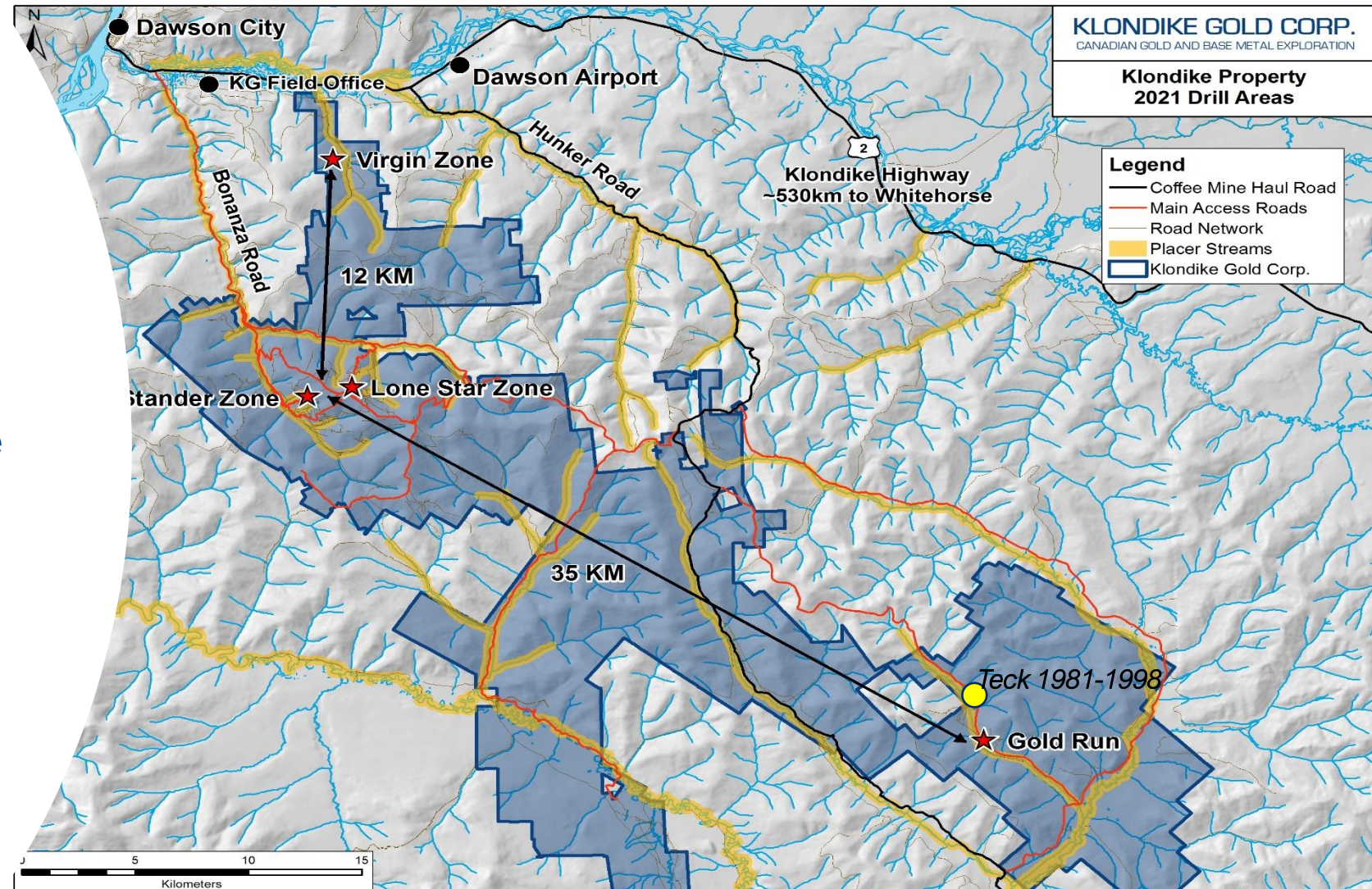
- Exploration target, 5 holes complete

“Phase 4” various Targets

- E+R targets, 15 holes estimated

Gold Run Target: *(not this year)*

- 4 drill holes in 2018, all with gold
- Teck 1981-1998 Gold Run 25koz/yr
“most profitable mine in company history” Teck ARs



ROAD TO DISCOVERY: DRILL PROGRAMS



ROAD TO DISCOVERY: 2021 DRILL PROGRAMS

2021: Resource Drilling

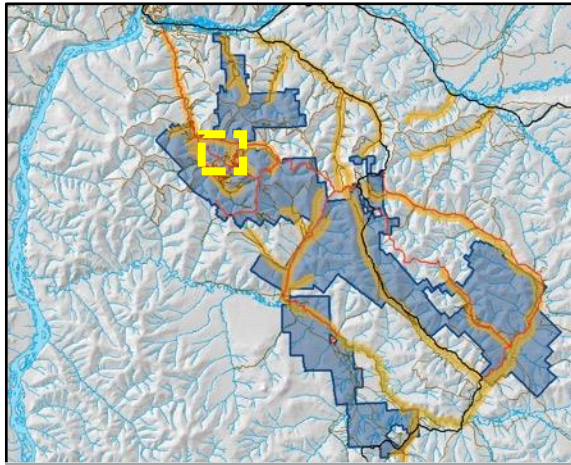
- | | | | |
|---|--|--|---|
| <ul style="list-style-type: none">• Phase 1: Exploration
<u>Virgin-Lindow Target</u>• 5 holes, 356 m | <ul style="list-style-type: none">• Phase 2: Resources
<u>Lone Star Zone</u>• 25 holes, 3,883 m | <ul style="list-style-type: none">• Phase 3: Resources
<u>Stander Zone</u>• 20 holes, 2,649 m | <ul style="list-style-type: none">• Phase 4: Expl+Resource
<u>Various Targets/Zones</u>• 15 holes, EST 1,500 m |
|---|--|--|---|

MULTI-KILOMETER GOLD BEARING STRUCTURES

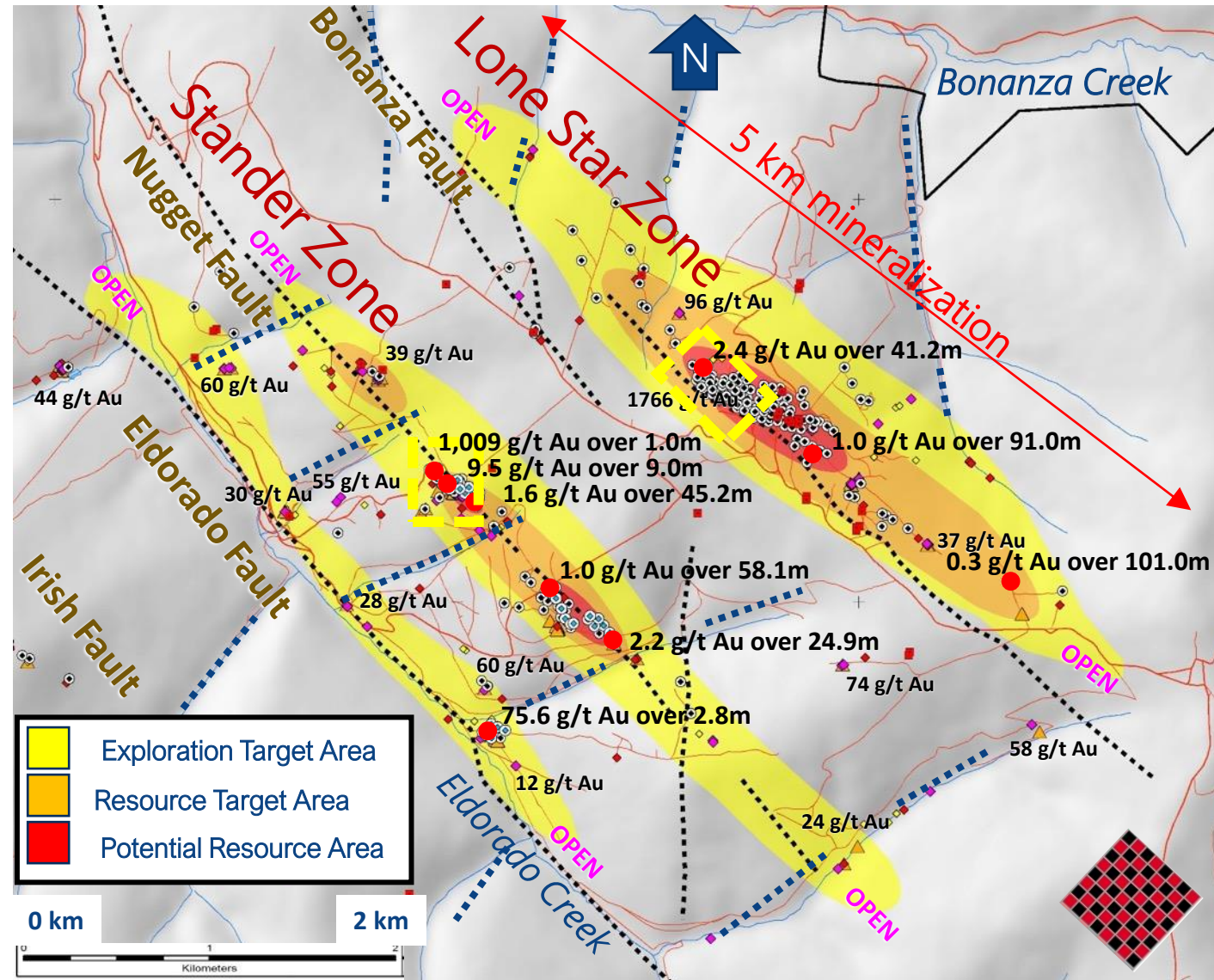
Multi-million ounce gold potential.

Drilling Towards Maiden Resource

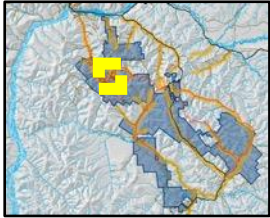
Current Objective: 'Starter open-pit' mineralization



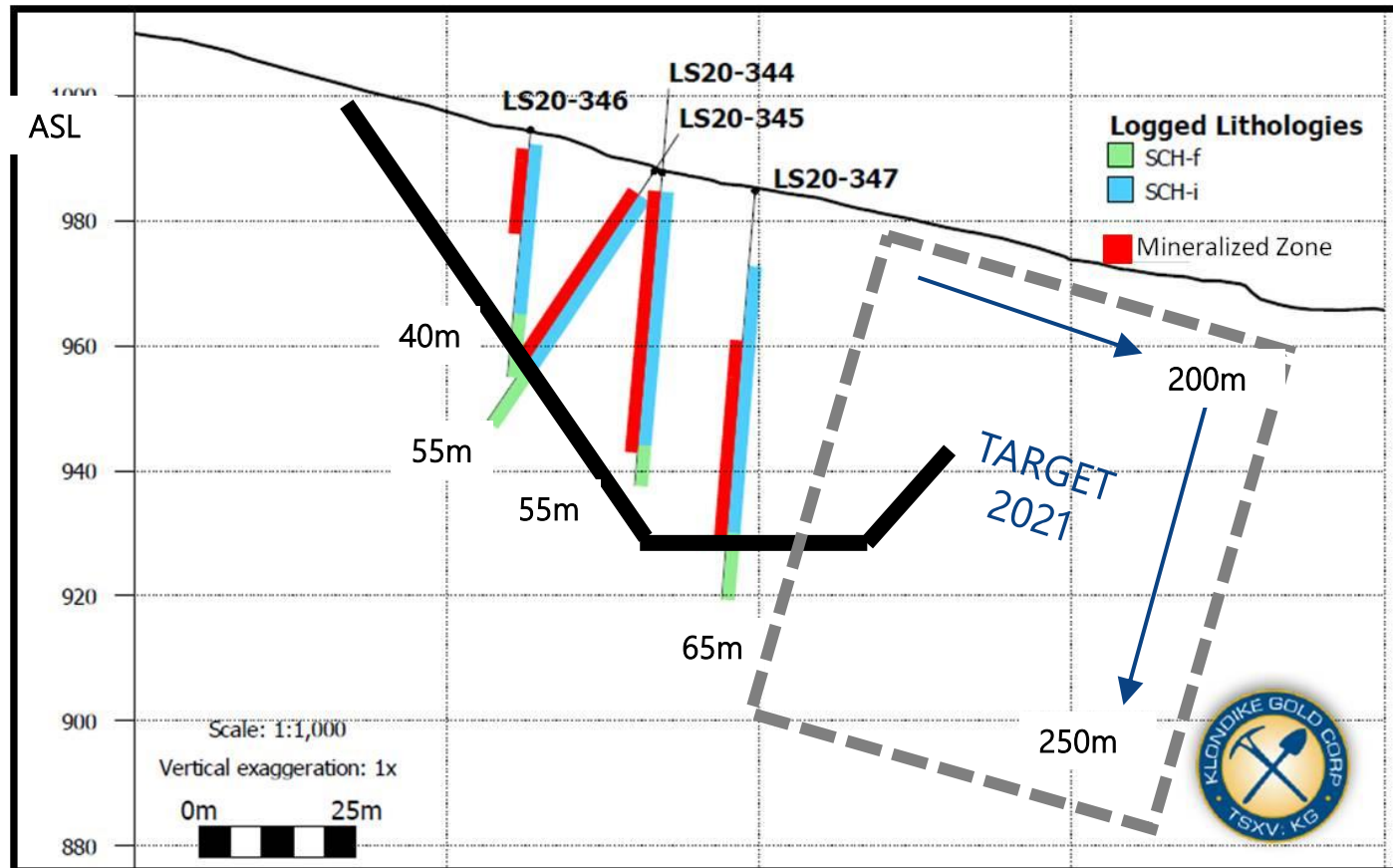
- 55 km length
- 580 sq km area
- ~10% explored in some detail
- Pipeline of target "Zones"
- Resource drilling 2021



LONE STAR ZONE: 2020 DRILLING SCHEMATIC GEOMETRY



Pit Schematic Section With Drilled Section Results



Conceptual 'Starter Open Pit'
mineralization geometry

2021 Plan

- 7,500 meter drill program

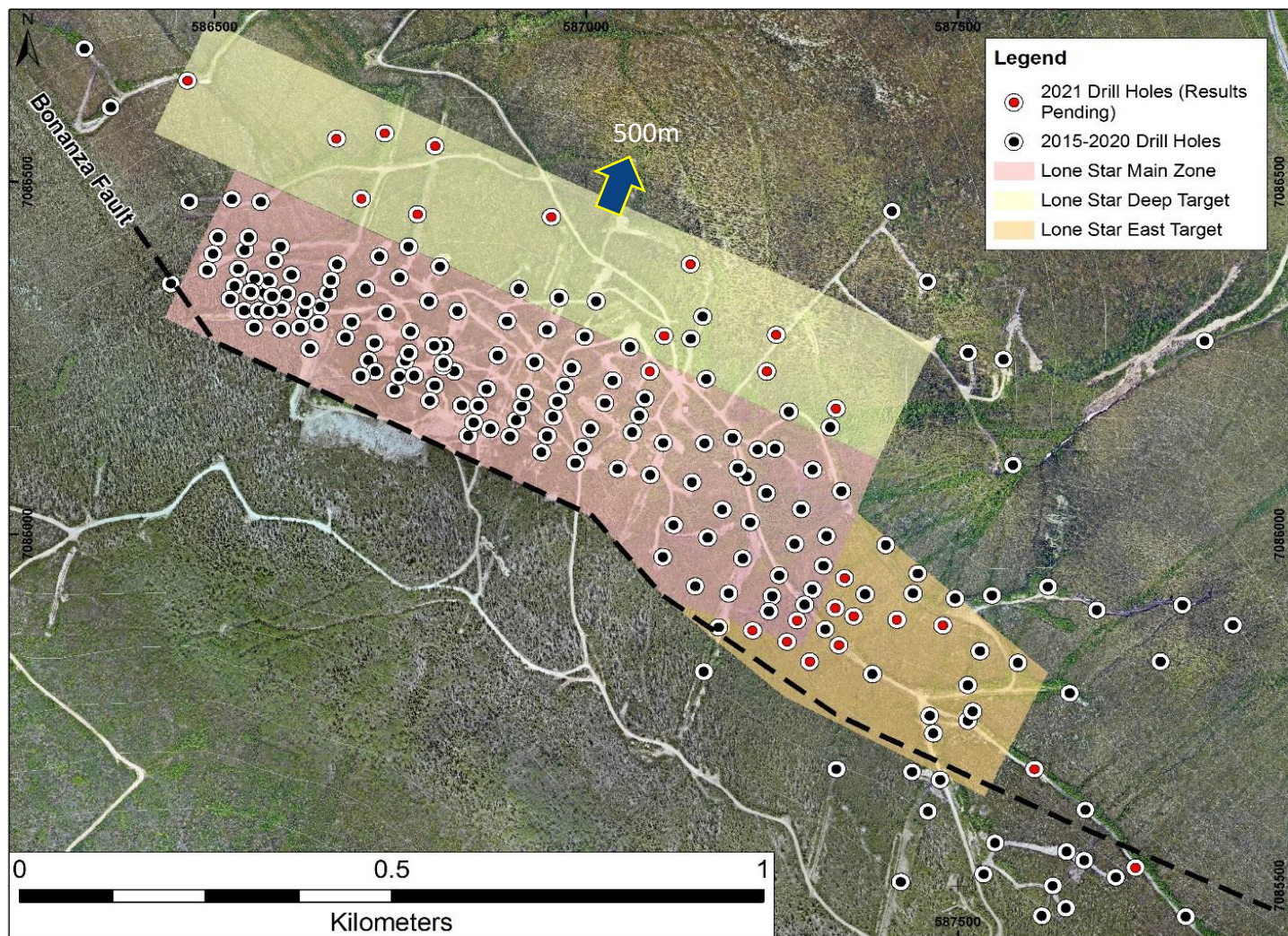
2021-2022 Plan

- NI43-101 compliant Geology report
- NI43-101 compliant Resource report
 - Consider PEA

MODEL TARGET PARAMETERS

- Gold at surface to 60m depth, OPEN
- 60+ meters surface width
- 2.6 specific gravity
- 90+% gravity recovery

2021 Phase 2 Drilling: LONE STAR ZONE

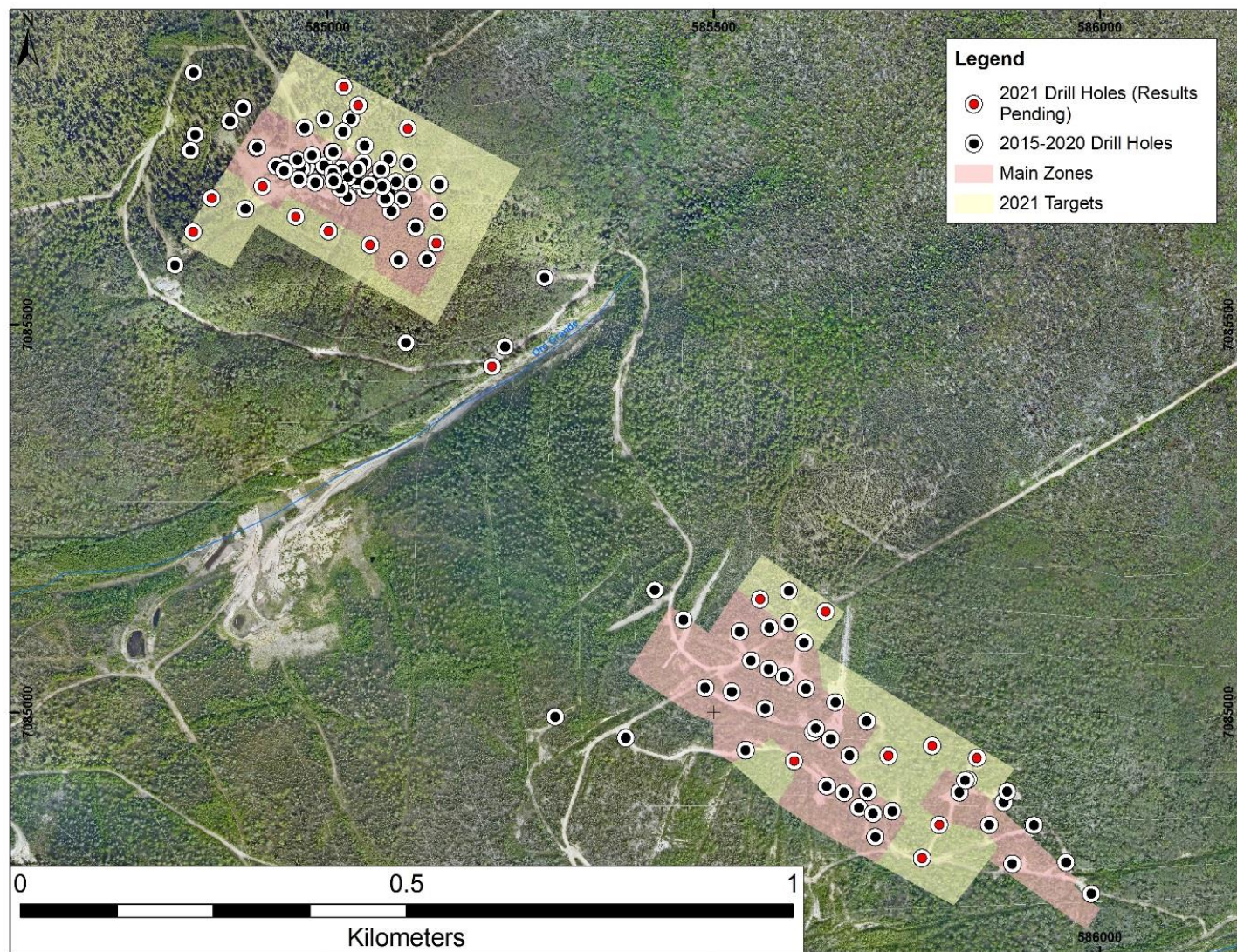


LS 'Deep'
13 holes, 250m down-dip
extension

LS East
12 holes, 500m strike length
extension

Assays pending (September)

2021 Phase 3 Drilling: STANDER ZONE

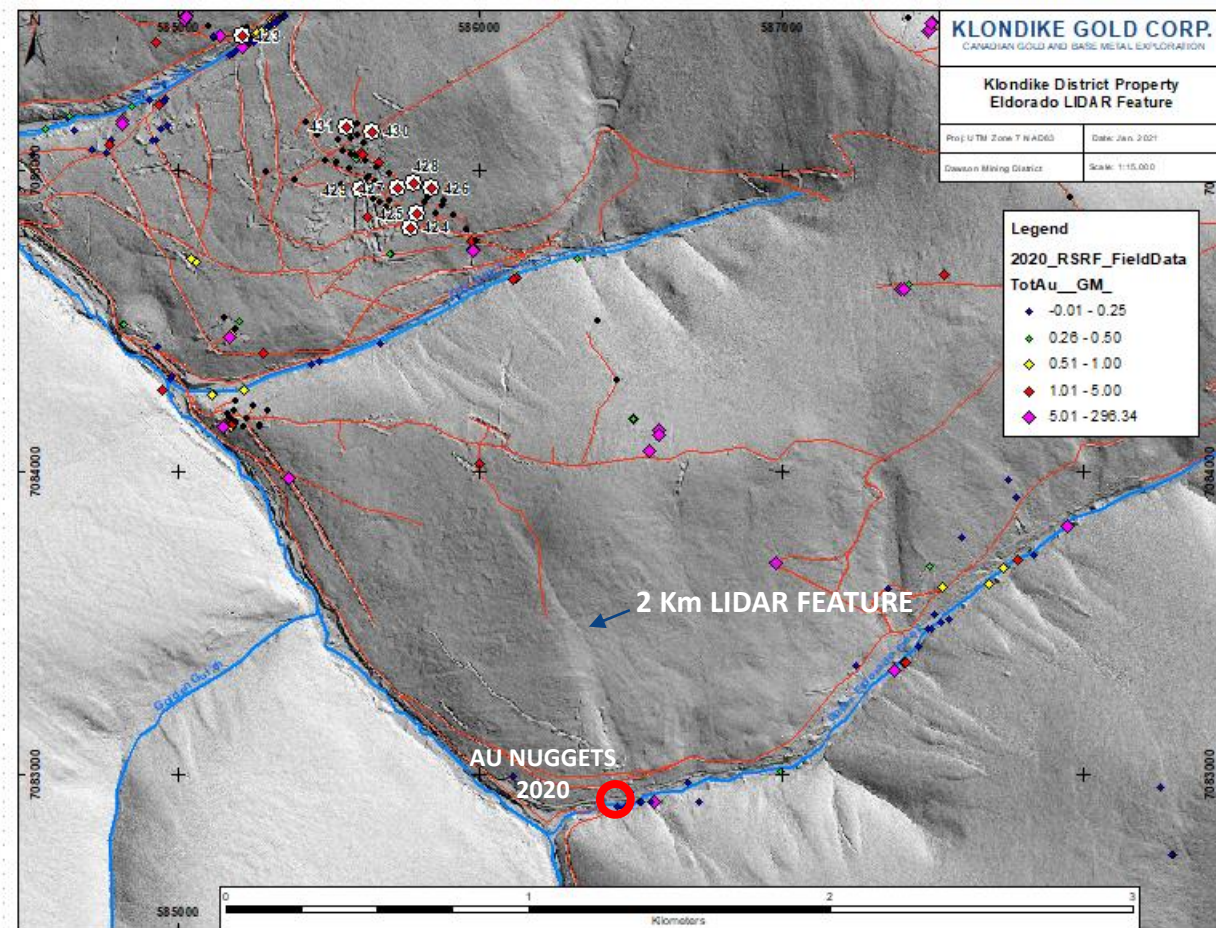
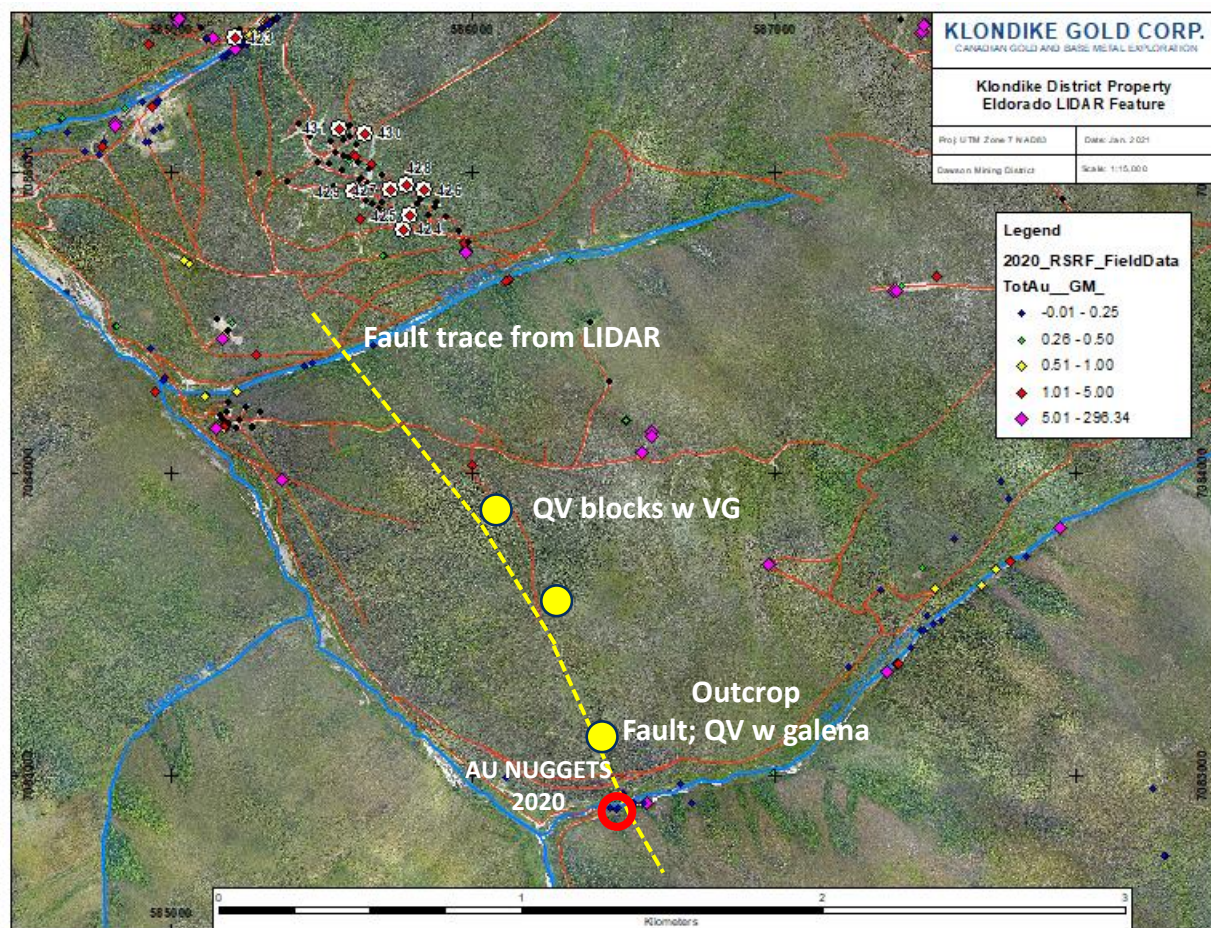


Stander (Central)
11 holes
up-dip / down-dip extension

Stander (East)
9 holes
Infill / down-dip extension

Assays pending (October)

ORTHOPHOTO VS LIDAR FEATURES



STANDER ZONE: OUTCROP TO PLACER



New 2020 Discovery


Sub-cropping
gold in thrust.

Trenching and
drilling target
2021

2 km LIDAR
feature

Positive
prospecting
results

Outcrop nugget of gold in
Upper Eldorado Creek.



INFRASTRUCTURE ADVANTAGE

- ❑ 20km to drill from Dawson on government road
- ❑ Proximity to Dawson power substation and YT e-grid
- ❑ Adjacent to airport / airlines
- ❑ On Klondike Highway
- ❑ “Pan of Gold Pizza” delivery to drill at Lone Star with cell service



Pinnacle Digest 2019 Podcast video screencaps

Kinross Gold Corp to fully acquire Underworld Resources at 36% premium

March 2010: \$140M for 1M oz Ind + 0.47M Inf \$100/oz Au

Goldcorp to buy Kaminak Gold for \$520 million

May 2016: \$520M for 5M oz Ind + Inf \$100/oz Au

Rio Tinto buys \$25M stake in Yukon's Casino mine project

May 2021: \$25.6M for 8% of WRN

INVESTMENT HIGHLIGHTS



Multi-million ounce gold potential. District scale potential. Pipeline of targets. Over-looked.



Drilling through 2021. Valuation re-rate upon maiden resource milestone 2022.



Drilling 2021 news into an accelerating gold market.



Infrastructure is enormous cost efficiency and economic advantage.

ANTICIPATED MILESTONE EVENTS



US OTCBX listing 3Q2021



News flow: 60 drill hole results 3Q2021-1Q2022



Maiden NI43-101 Geology 4Q2021



Maiden Mineral Resource Estimate 4Q2021-2Q2022

THANK YOU



2833 – 595 Burrard St.
Vancouver BC, V7X 1J1

www.klondikegoldcorp.com
info@klondikegoldcorp.com
(604) 559 4440