



# Technical Update on Gold

Presentation by Florian Grummles

**MIDAS TOUCH**

C O N S U L T I N G

[www.midastouch-consulting.com](http://www.midastouch-consulting.com)

# Disclaimer & Limitation of Liability

All published information represents the opinion and analysis of Mr Florian Grummes, based on data available to him, at the time of writing. Mr. Grummes's opinions are independent and his own and are not a recommendation or an offer to buy or sell securities.

As trading and investing in any financial markets may involve serious risk of loss, Mr. Grummes recommends that you consult with a qualified investment advisor, one licensed by appropriate regulatory agencies in your legal jurisdiction and do your own due diligence and research when making any kind of a transaction with financial ramifications.

Although a qualified and experienced stock market analyst, Florian Grummes is not a Registered Securities Advisor. Therefore Mr. Grummes's opinions on the market and stocks can only be construed as a solicitation to buy and sell securities when they are subject to the prior approval and endorsement of a Registered Securities Advisor operating in accordance with the appropriate regulations in your area of jurisdiction. Past results are not necessarily indicative of future results.

The passing on and reproduction of this presentation is only legal with a written permission of the author.

# TECHNICAL UPDATE ON GOLD

80-97% of all traders & investors are losing money in the markets

- No Plan
- No Position Sizing
- No Money Management
- Psychology

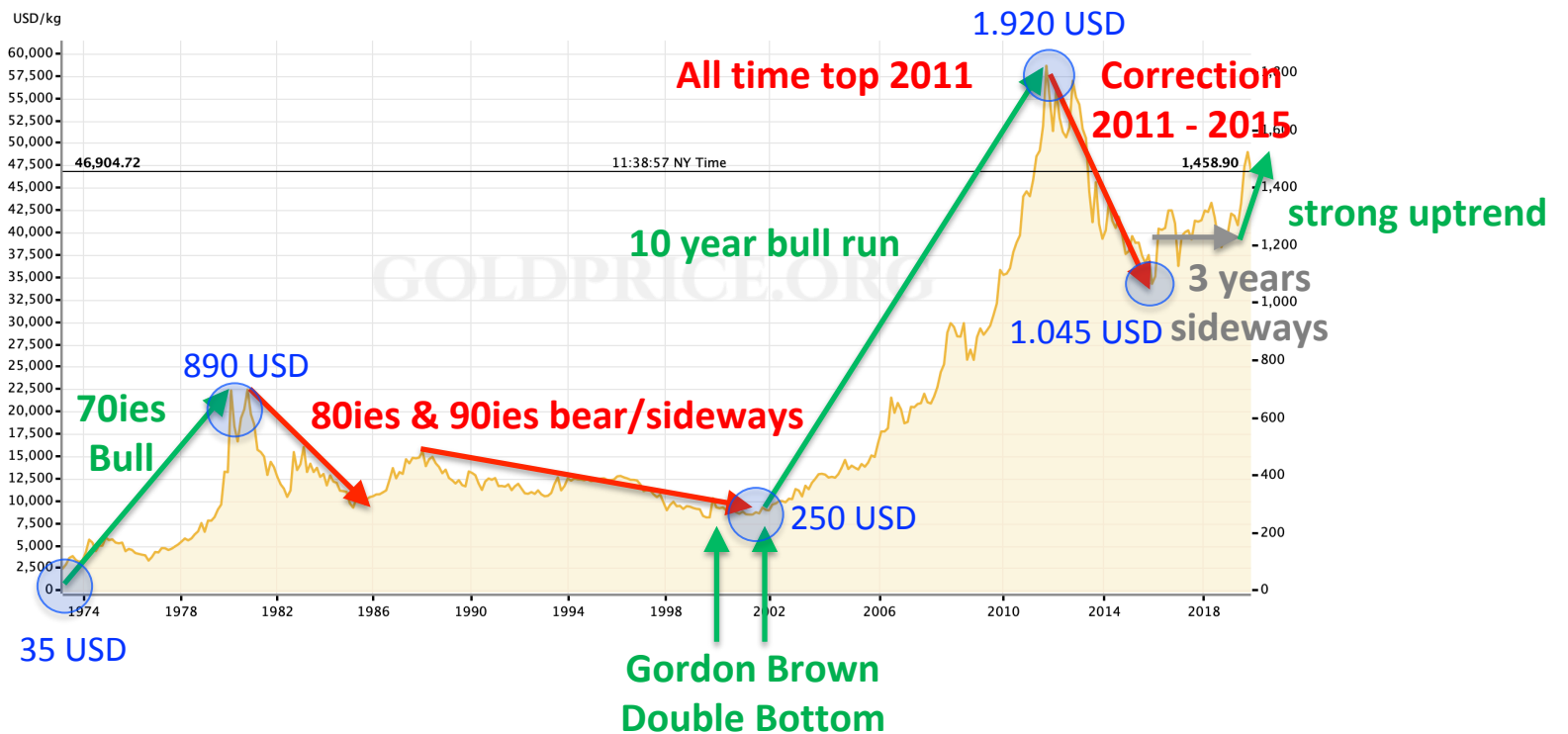
The only thing that works is a principle based approach

- Stacking principles
- Buy low sell high
- Let your winnings run
- Cut your losses short
- Thinking in probabilities
- Risk/Reward Ratio

Quantitative Approach

- Technical Analysis & Ratios
- Sentiment
- Commitment of Trades
- Seasonality
- Quad Exit Strategy

# GOLD - THE BIG PICTURE



# GOLD - MONTHLY CHART

MidasTouchConsulting published on TradingView.com, November 10, 2019 17:56:58 CET  
FX\_IDC:XAUUSD, 1M 1458.80 ▼-9.50 (-0.65%) O:1512.69 H:1516.05 L:1456.42 C:1458.80



Created with TradingView

# GOLD - WEEKLY CHART

MidasTouchConsulting published on TradingView.com, November 10, 2019 17:57:35 CET  
FX\_IDC:XAUUSD, 1W 1458.80 ▼-9.50 (-0.65%) O:1513.73 H:1514.79 L:1456.42 C:1458.80



# GOLD - DAILY CHART

MidasTouchConsulting published on TradingView.com, November 10, 2019 18:18:52 CET  
FX\_IDC:XAUUSD, 1D 1458.80 ▼ -9.50 (-0.65%) O:1468.30 H:1472.95 L:1456.42 C:1458.80



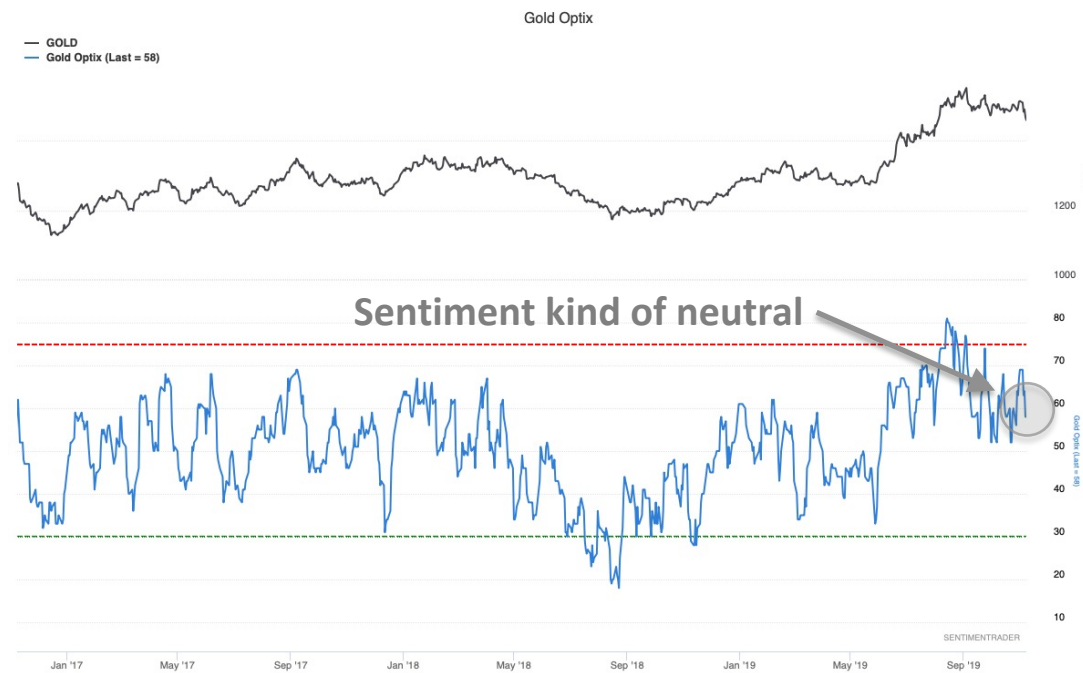
Created with TradingView

# GOLD – COT REPORT

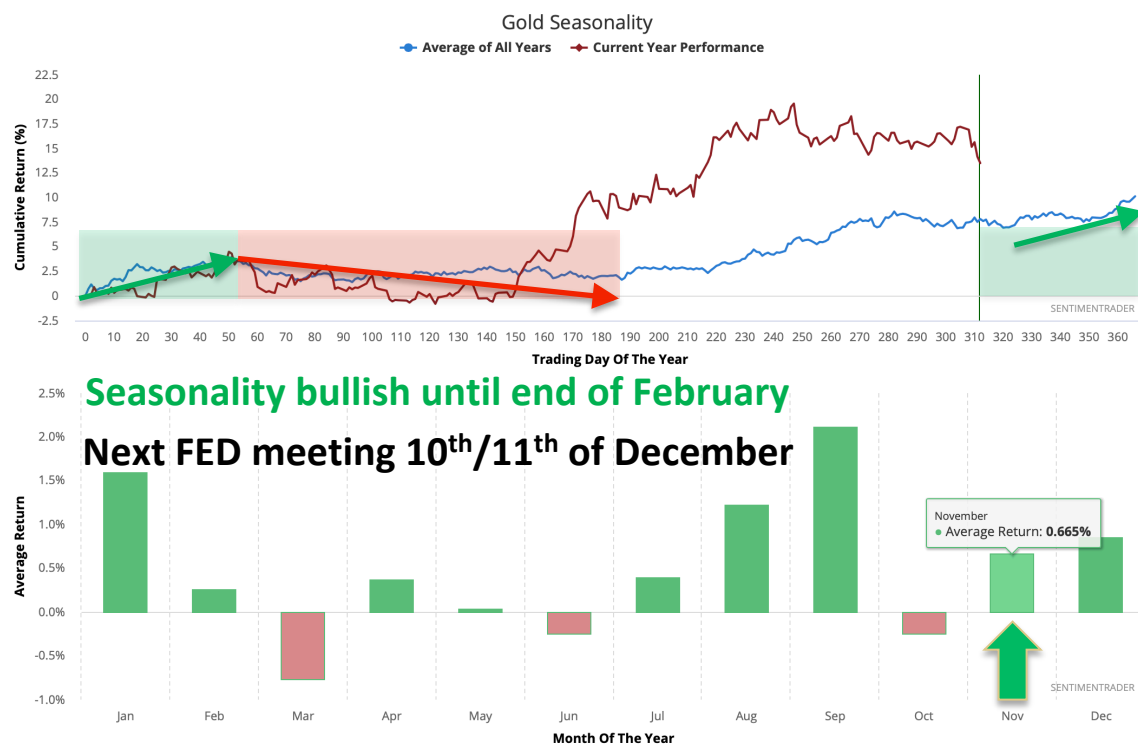




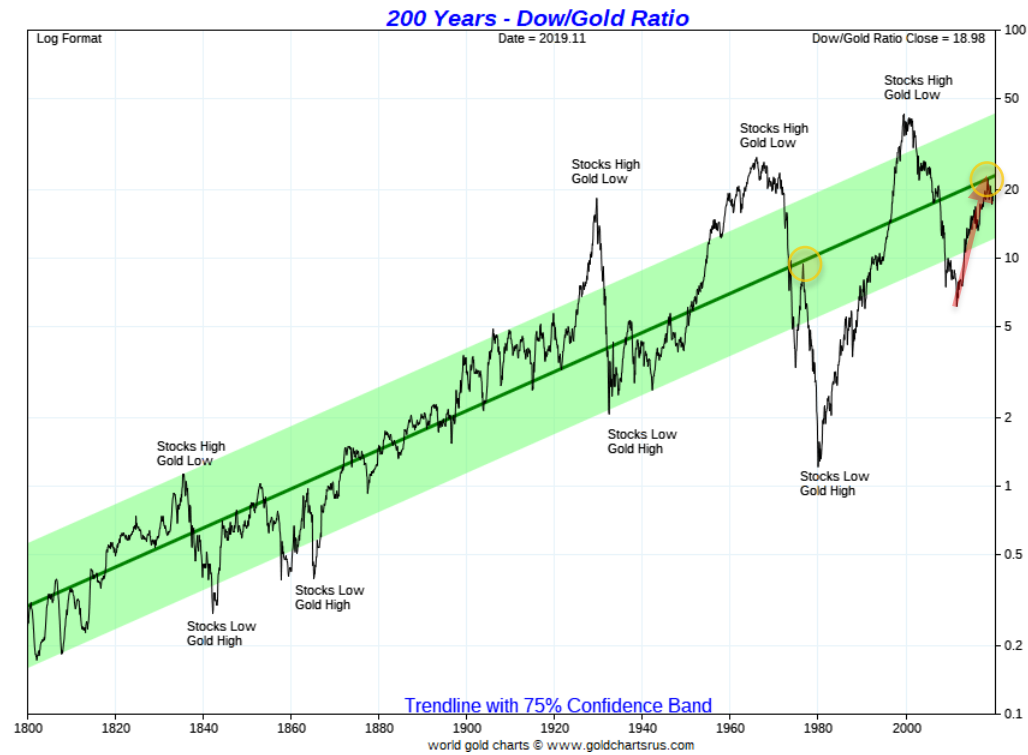
# GOLD – SENTIMENT



# GOLD – SEASONALITY



# DOW/GOLD – RATIO



# GOLD/SILVER – RATIO

MidasTouchConsulting published on TradingView.com, November 10, 2019 17:04:09 CET  
 TVC:GOLDSILVER, 1D 86.854 ▲ +0.063 (+0.07%) O:86.854 H:86.854 L:86.854 C:86.854



Created with TradingView

# GOLD – SCENARIO

MidasTouchConsulting published on TradingView.com, November 10, 2019 17:57:35 CET  
 FX\_IDC:XAUUSD, 1W 1458.80 ▼ -9.50 (-0.65%) O:1513.73 H:1514.79 L:1456.42 C:1458.80



Huge cup & handle formation?

7-year cycle  
low 2022 ?

Created with TradingView

# GOLD - SCENARIOS

MidasTouchConsulting published on TradingView.com, November 10, 2019 21:35:46 CET  
 FX\_IDC:XAUUSD, 1D 1458.80 ▼ -9.50 (-0.65%) O:1468.30 H:1472.95 L:1456.42 C:1458.80



Created with TradingView

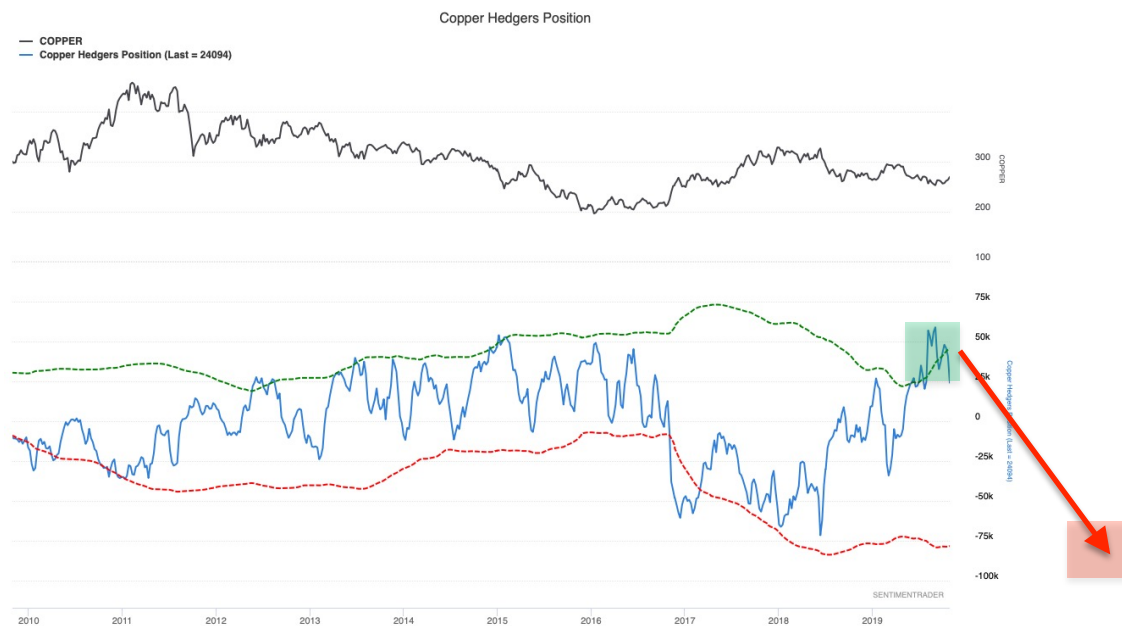
# COPPER MONTHLY CHART

MidasTouchConsulting published on TradingView.com, November 07, 2019 23:24:48 CET  
OANDA:XCUUSD, 1M 2.70853 ▲ +0.04026 (+1.51%) O:2.63496 H:2.72675 L:2.62850 C:2.70853



Created with TradingView

# COPPER COT-REPORT





- 
- Analysis & research on our website
  - Gold Newsletter [www.cashkurs-gold.de](http://www.cashkurs-gold.de)
  - Weekly silver chartbook
  - Weekly crypto chartbook
  - Every 2 weeks on [www.gold.de](http://www.gold.de) (German only)
  - Every 2 weeks on [www.celticgold.eu](http://www.celticgold.eu)
  - Telegram Channel Mastermind Group
  - Consulting for mining companies
  - Media coverage & promotion
  - Cryptocurrency consulting & trading

# MIDAS TOUCH

C O N S U L T I N G

[www.midastouch-consulting.com](http://www.midastouch-consulting.com)

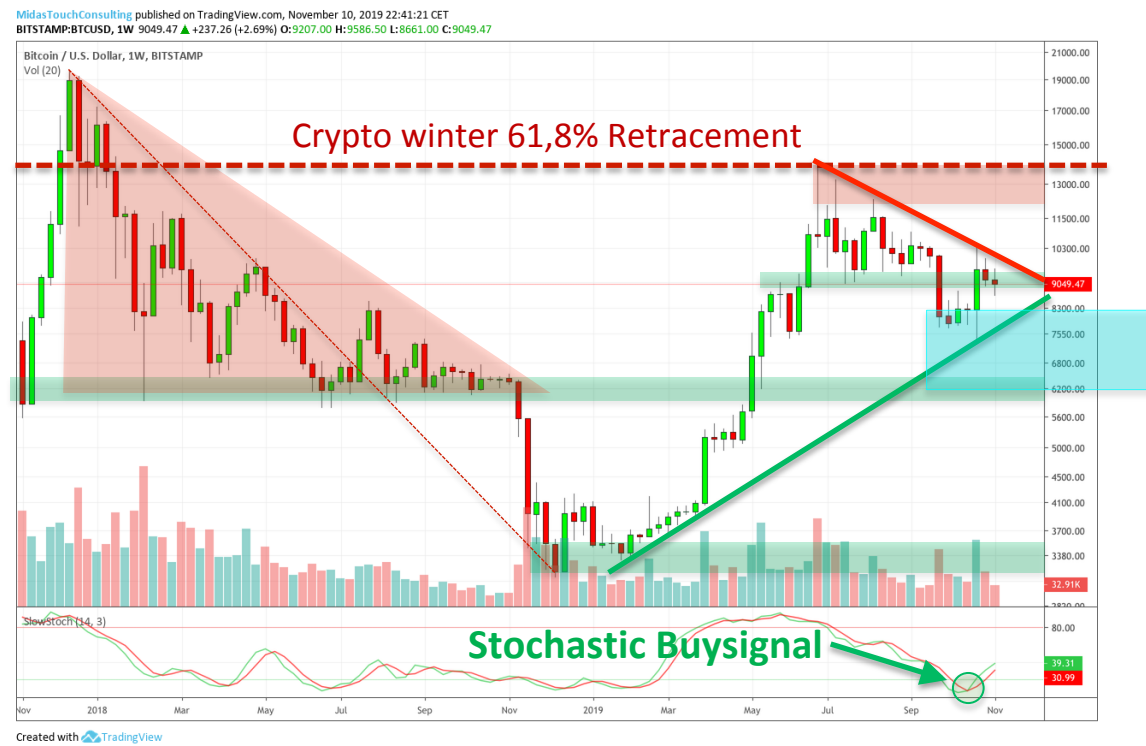


Thank you very much

**Florian Grummes**

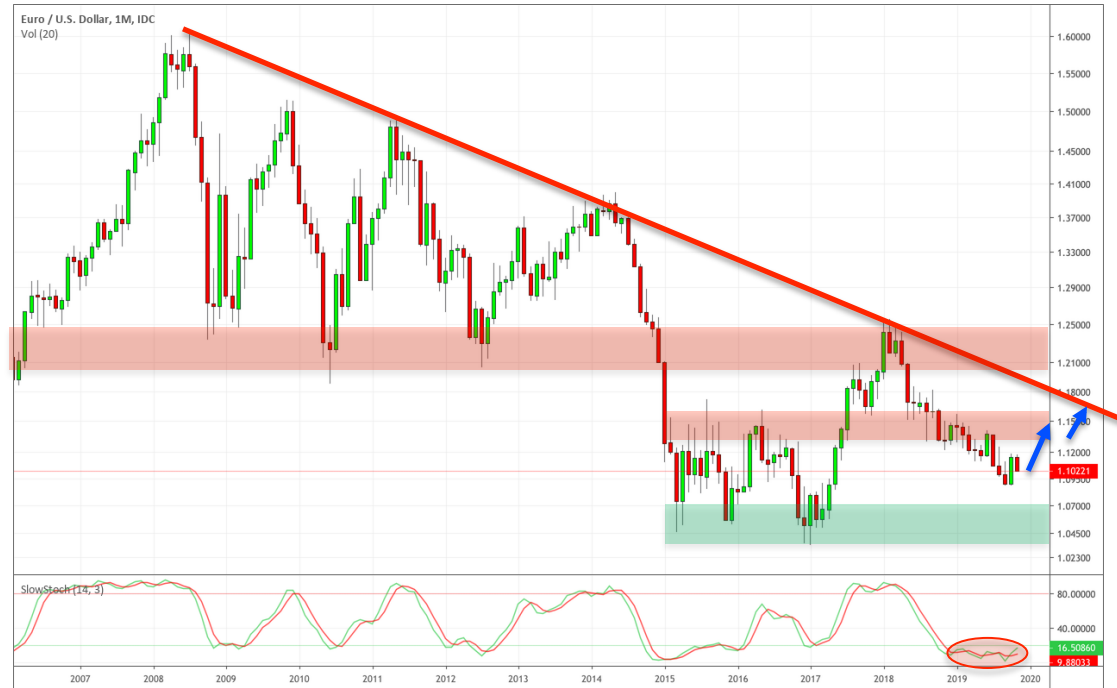
**www.midastouch-  
consulting.com**

# BITCOIN – WEEKLY CHART



# EURO/US-DOLLAR

MidasTouchConsulting published on TradingView.com, November 11, 2019 07:22:19 CET  
FX\_IDC:EURUSD, 1M 1.10221 ▲ +0.00056 (+0.05%) O:1.11515 H:1.11755 L:1.10165 C:1.10221



Created with TradingView

# MINING INDEX GDM

MidasTouchConsulting published on TradingView.com, November 11, 2019 07:34:02 CET  
 NYSE:GDM, 1D 730.44 ▼ -9.34 (-1.26%) O: 734.74 H: 737.09 L: 726.97 C: 730.44



Created with TradingView