



RENAISSANCE
GOLD INC.

***Nevada's Premier Prospect Generator:
Working Toward our Next Discovery***

***Precious Metals Summit, Beaver Creek, CO
September 10-13, 2019***

TSX.V:REN / OTCQB:RNSGF

REFINING THE ART OF MINERAL EXPLORATION

Forward Looking Statement

This presentation contains forward-looking statements and factual information that are current as of the date the presentation was originally delivered. Renaissance Gold Inc. disclaims any intention or obligation to update or revise any forward-looking statements, whether as a result of new information, future events or otherwise.

Forward-looking statements include, but are not limited to, statements with respect to the timing and amount of estimated future exploration, success of exploration activities, expenditures, permitting, and requirements for additional capital and access to data. Forward looking statements involve known and unknown risks, uncertainties, and other factors which may cause the actual results, performance or achievements of the Company to be materially different from any future results, performance or achievements expressed or implied by the forward looking statements. Such factors include, among others, risks related to actual results of current exploration activities; changes in project parameters as plans continue to be refined; the ability to enter into joint ventures or to acquire or dispose of properties; future prices of mineral resources; accidents, labor disputes and other risks of the mining industry; ability to obtain financing; and delays in obtaining governmental approvals of financing.

The qualified persons for any technical information in this presentation are Robert P. Felder, President, CEO and Director, Renaissance Gold and Daniel W. Pace, Exploration Manager, Renaissance Gold - both Qualified Persons for NI 43-101.

The information in this presentation has been obtained by Renaissance from their own records and from other sources deemed reliable. However, no representation or warranty is made as to its accuracy or completeness.

Company Highlights

➤ **Highly effective execution of business model**

- Fourteen new property deals in past 2 years
 - 2018: Five projects drilled with partner funding of >**US\$5M**
 - 2019: Six to eight projects to be drilled with partner funding estimated at **US\$4-6M**

➤ **Alliances + financings + deal payments bring US\$5.7M into REN in past 2 years**

- **US\$1.1M** Placement with Altius Minerals at ~40% premium - April, 2019

➤ **New Discovery on Silicon Project (AngloGold Ashanti option)**

- Anglo CEO's positive public comments on Silicon Project - Feb. 2019
 - Anglo makes US\$300,000 payment to maintain option - May, 2019
 - Final purchase payment (optional) due from Anglo of **US\$2.4M** by June, 2020
 - REN retains a 1% NSR on future production within ~58 km² AOI
- Potentially very significant for the Company
 - **US\$2.4M** would fund the company for ~ 2 years, w/no dilution,
 - **1% NSR** could be monetized or become non-dilutive future revenue stream



Company History and Background

- *Incorporated in BC in 2010 and commenced trading the same year. Created as a “spin-off” of AuEx Ventures after the sale of the very successful Long Canyon discovery – Nevada’s newest Carlin-type gold mine (operated by Newmont)*
- *Operates in the Great Basin of the western United States as a prospect generator focused on gold and silver and primarily uses a joint venture business model*
- *Has entered into over 70 exploration agreements from 2004 to present (AuEx, Renaissance and Kinetic)*
- *Management and technical team have extensive experience (>200 years combined) in exploring for and discovering gold and silver in the Great Basin of Nevada*

What we do as a Prospect Generator

- *Focus on exploration stage (Explorers, not miners. Exploration represents the R&D arm of the mining industry)*
- *Utilize our depth of experience to generate high-quality exploration opportunities*
- *Minimize risk by attracting exploration investment from partners*
- *Minimize dilution of shareholders by leveraging risk to partners*
- *Operate a pipeline of projects to maximize chances for discovery*
- *Create opportunities for significant to extreme share appreciation*

Example: Long Canyon



A Long Track Record of Partnerships

(71 deals to date with 40 partners – partial list)

Majors and Producers

Agnico-Eagle Mines

AngloGold Ashanti NA

Coeur Mining

Eldorado Gold

Hochschild Mining plc

Kinross Gold

McEwen Mining

Newcrest Resources

Newmont Mining

OceanaGold Corp.

Ramelius Resources Ltd.

Sumitomo Corp.

Juniors

Alaska Gold Co.

Callinan Royalties

Cassini Resources

Concordia Resources

Ginguro Gold

Golden Dory Resources

Gunpoint Exploration

Navaho Gold

*NewWest Gold / Fronteer **

NuLegacy Gold

Piedmont Mining

Radius Gold

S2 Resources

Discoveries
** Gold mine*



RENAISSANCE
GOLD INC.

Current Exploration Partners



Corporate Shareholders (25%)



Exploration & Management Team – A Track Record of Involvement in Discoveries



***Dan Pace, M.S., QP
Exploration Manager***



***Mark Coolbaugh,
Ph.D.
Chief Geoscientist***



***Greg Hill, M.S.
Principal Geologist***



***Marilyn Miller, M.S.
Geologist,
Exploration Analytics***



***Bob Felder
President, CEO &
Director***

***Richard Bedell
Director, Technical
Advisor***

***Ron Parratt
Executive Chairman***



***Lindsay Craig, M.S.
Senior Geologist***



***Patty Capistrant, M.S.
Project Geologist***

Discovery Track Record

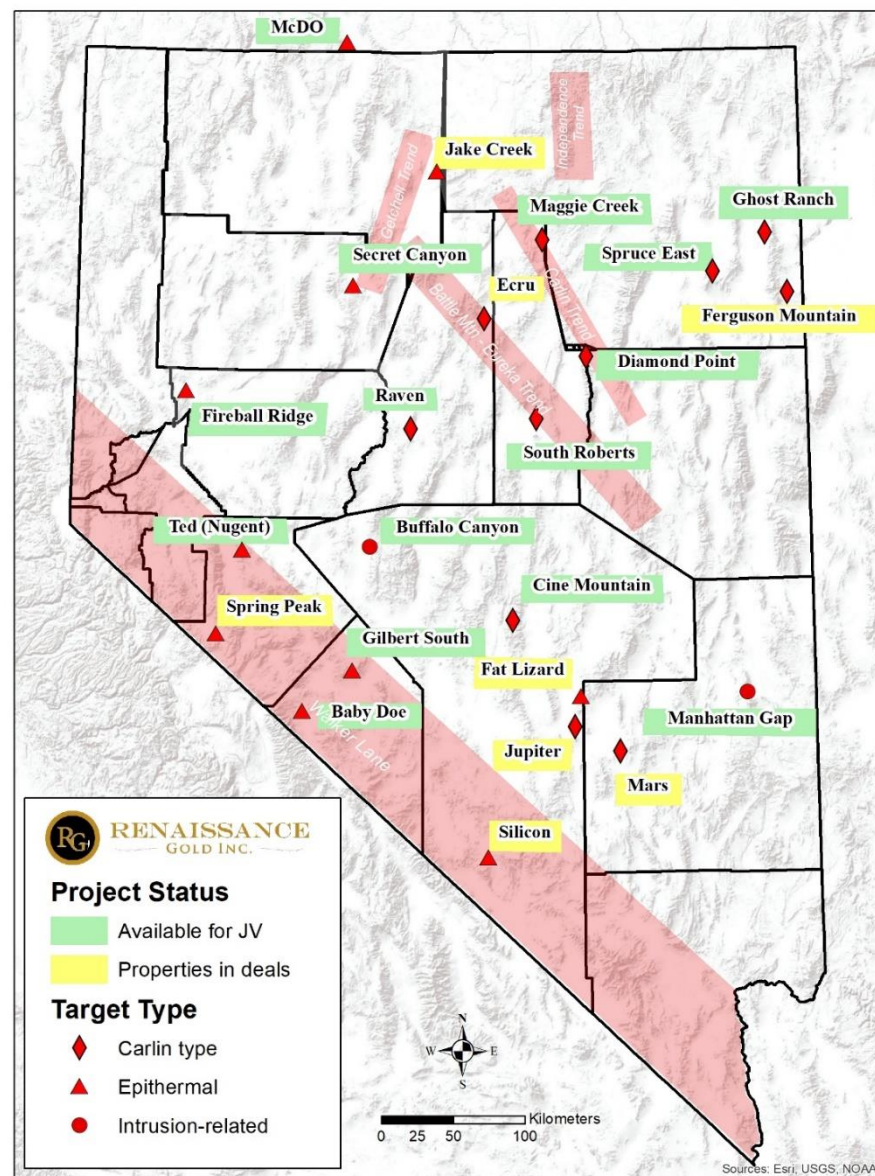
***Rabbit Creek (1986)
Valmy (1988)
Lone Tree (1989)
Trenton Canyon (1990)
Gold Hill (1998)
Long Canyon (2000, 2006)
Silicon (2018)***

Large Diversified Project Portfolio

Renaissance controls more than 2500 claims (50,000 acres) of prospective ground in the Great Basin

Carlin-type Projects	11
Epithermal Projects	10
Intrusion Related Projects	2

Total	23
Property Agreements	8



2018 Expenditures (Partners Money at Work)

Project	Partner	Drilling	US\$
<i>Spruce East</i>	<i>Kinross Gold</i>	<i>2,316m in 9 RC holes</i>	<i>\$400,000</i>
<i>Jupiter</i>	<i>Ramelius Resources</i>	<i>1,547 m in 7 RC holes</i>	<i>\$295,000</i>
<i>South Roberts</i>	<i>S2 Resources</i>	<i>1,100m in 3 core holes</i>	<i>\$490,000</i>
<i>Ecru</i>	<i>S2 Resources</i>	<i>1,225m in 2 core holes</i>	<i>\$1,200,000</i>
<i>Jake Creek</i>	<i>Ginguro Gold</i>	<i>planned</i>	<i>\$65,000</i>
<i>Silicon – Phase 1</i>	<i>AngloGold Ashanti</i>	<i>2,346m in 6 core holes</i>	<i>\$1,500,000 (est.)</i>
<i>Silicon – Phase 2</i>	<i>AngloGold Ashanti</i>	<i>5,337m in 5 core + 8 RC holes</i>	<i>\$2,000,000 (est.)</i>
	Partner Total:	13,871m core + RC	\$5,950,000
	RenGold Total:		\$1,700,000
	TOTAL SPENT:		\$7,650,000

2019 Partner Drilling

Anticipated Project Drilling Schedule													
Project	Partner	JAN	FEB	MAR	APR	MAY	JUN	JUL	AUG	SEP	OCT	NOV	DEC
Silicon	AngloGold	1											
Fat Lizard	OceanaGold							2					
Ferguson Mtn	Hochschild							3					
Mars	Hochschild								4				
Jupiter	Ramelius									5			
Jake Creek	Ginguro									6			
Spring Peak	OceanaGold										7		
Ecru	S2										8		

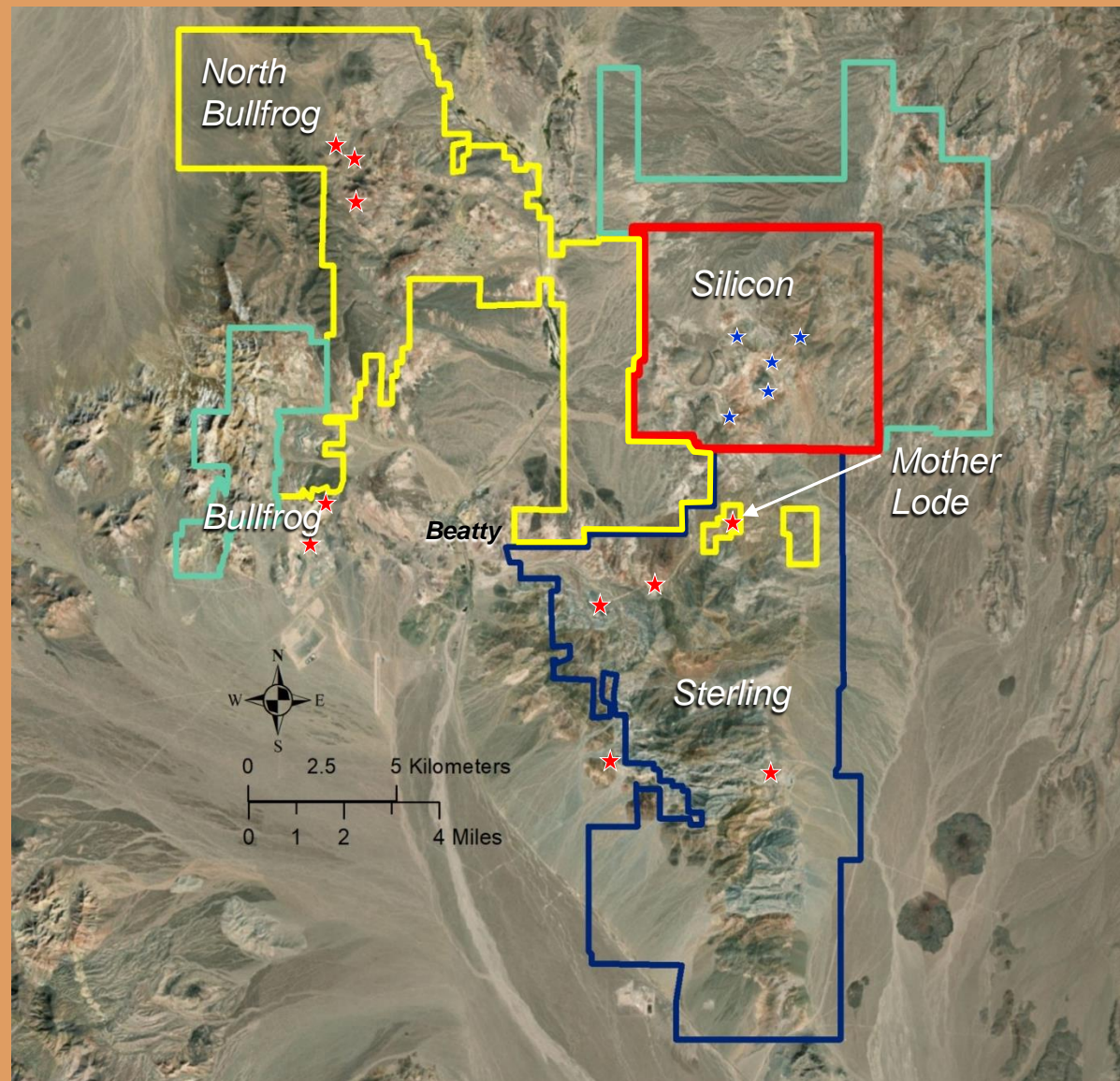


RENAISSANCE
GOLD INC.

Silicon

Bare Mtn. District Land Overview

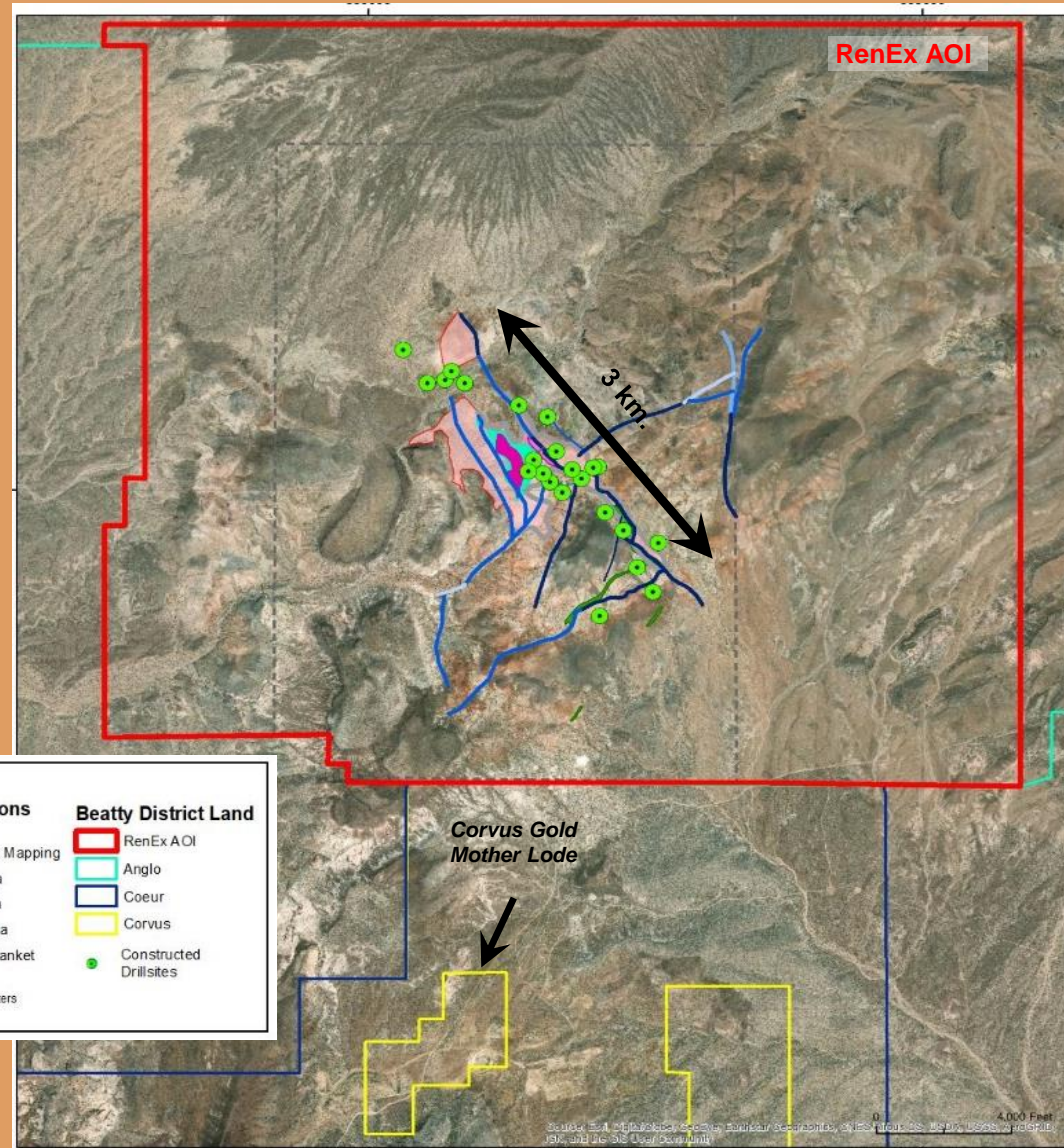
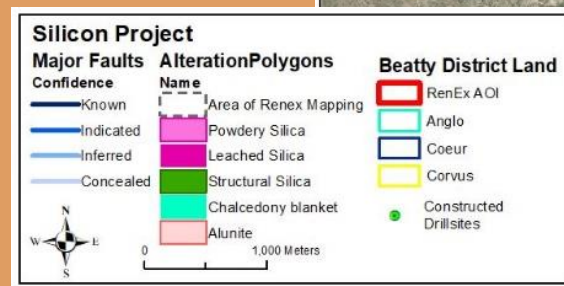
- **RenEx (Anglo Option)**
- **Anglo**
- **Coeur**
- **Corvus**
- ★ **Gold deposits**
- ★ **Historic mercury mines**



RENAISSANCE
GOLD INC.

Silicon

- 62,382 feet in 47 holes drilled in 2 Phases, Jan. 2018-May, 2019
- Anglo operated with one core and one RC rig
- 3 km. strike length drilled along Silicon Fault
- Anglo CEO makes public comments about the project February 25, 2019
- Anglo permitting for 155 acres of additional disturbance



RENAISSANCE
GOLD INC.

Estimated 2019 Partner Exploration Expenditures

Project	Partner	Required to maintain option (US\$)	Estimated Partner Program (US\$)	Drilling Status
Jake Creek	Ginguro	\$ 100,000	\$ 100,000	planned
Jupiter	Ramelius	\$ 0	\$ 150,000	planned
Ferguson Mtn.	Hochschild	\$ 200,000	\$ 330,000	completed
Mars	Hochschild	\$ 300,000	\$ 550,000	drilling
Spring Peak	OceanaGold	\$ 300,000	\$ 1,200,000	planned
Fat Lizard	OceanaGold	\$ 250,000	\$ 685,000	completed
Silicon	AngloGold	\$ 300,000 (paid)	\$ 2,500,000 (est.)	completed
Ecru	S2 Resources	\$ 0	\$ 500,000 (est.)	planned
TOTAL		\$1,450,000	\$ 7,910,000	

Share Structure

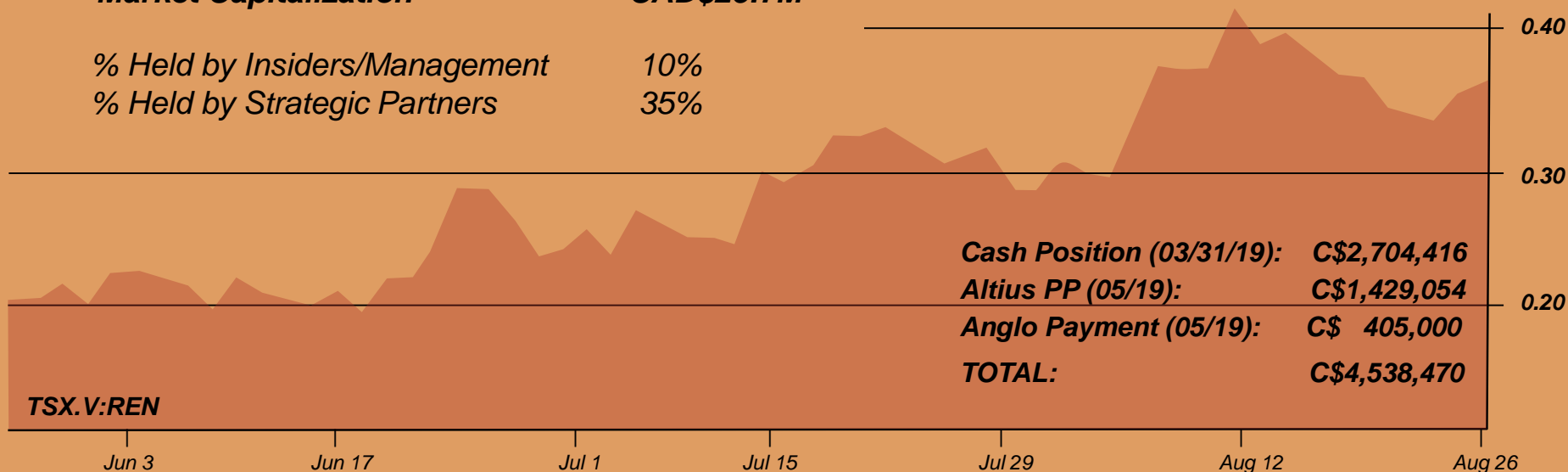
52 Week High/Low: CAD\$0.42 / \$0.15
 Current Share Price (09/06/19) CAD\$0.375

Shares Issued: 68,461,030
 Warrants Outstanding 18,719,548
 Options Outstanding 6,835,000
 Fully Diluted: 94,015,578

13,003,332 @ 0.48, expire May 2023
 5,716,216 @ 0.50, expire May 2024

Market Capitalization CAD\$25.7M

% Held by Insiders/Management 10%
 % Held by Strategic Partners 35%



Value Drivers

- Robust deal flow (Fourteen in past 2 years)
- Healthy project drilling profile
 - Five projects drill tested in 2018
 - At least six projects to be drill tested in 2019
 - Active generative exploration program
- *If Silicon pans out, it will represent the 2nd significant discovery made by the REN team in 71 project deals*

