

# FIRST MOVER ADVANTAGE IN A WORLD CLASS MINERAL PROVINCE

INVESTOR PRESENTATION SEPTEMBER 2019





# IMPORTANT NOTICE / DISCLAIMER

**Nature of this document:** The purpose of this document is to provide general information about Antipa Minerals Limited (the 'Company'). Unless otherwise stated herein, the information in this document is based on the Company's own information and estimates. In viewing this document you agree to be bound by the following terms and conditions.

**Not an offer:** This document is for information purposes only and does not constitute or form any part of any offer or invitation to sell or issue, or any solicitation of any offer to purchase or subscribe for, any securities in the Company in any jurisdiction, including the United States. This document and its contents must not be distributed, transmitted or viewed by any person in any jurisdiction where the distribution, transmission or viewing of this document would be unlawful under the securities or other laws of that or any other jurisdiction. In particular, this document is not for release to US newswire services or distribution in the United States. This document does not constitute an offer to sell, or a solicitation of an offer to buy, securities in the United States or to any "US person" (as defined in Regulation 5 under the US Securities Act of 1933, as amended ('Securities Act')). Any securities described in this document have not been, and will not be, registered under the Securities Act and may not be offered or sold in the United States except in transactions exempt from, or not subject to, the registration requirements of the Securities Act and applicable US state securities laws. This document is not considered a recommendation by the Company or any of its affiliates, directors or officers that any recipient invest in the Company nor does it constitute investment, accounting, financial, legal or tax advice.

**Not financial product advice:** This document does not take into account the individual investment objectives, financial situation and particular needs of each of the Company's Shareholders. You may wish to seek independent financial and taxation advice before making any decision in respect of this document. Neither the Company nor any of its related bodies corporate is licensed to provide financial product advice in respect of the Company's securities or any other financial products.

**Forward looking statements:** Certain statements contained in this presentation, including information as to the future financial or operating performance of the Company and its projects, are forward looking statements. Such forward looking statements: (a) are necessarily based upon a number of estimates and assumptions that, while considered reasonable by the Company, are inherently subject to significant technical, business, economic, competitive, political and social uncertainties and contingencies; (b) involve known and unknown risks and uncertainties that could cause actual events or results to differ materially from estimated or anticipated events or results reflected in such forward looking statements; and (c) may include, among other things, statements regarding estimates and assumptions in respect of prices, costs, results and capital expenditure, and are or may be based on assumptions and estimates related to future technical, economic, market, political, social and other conditions.

The Company disclaims any intent or obligation to publicly update any forward looking statements, whether as a result of new information, future events or results or otherwise. The words "believe", "expect", "anticipate", "indicate", "contemplate", "target", "plan", "intends", "continue", "budget", "estimate", "may", "will", "schedule" and similar expressions identify forward looking statements. All forward looking statements contained in this Presentation are qualified by the foregoing cautionary statements. Recipients are cautioned that forward looking statements are not guarantees of future performance and accordingly recipients are cautioned not to put undue reliance on forward looking statements due to the inherent uncertainty therein.

**Disclaimer:** No representation or warranty, express or implied, is made by the Company that the material contained in this document will be achieved or prove to be correct. Except for statutory liability which cannot be excluded, each of the Company, its directors, officers, employees, advisers and agents expressly disclaims any responsibility for the accuracy, fairness, sufficiency or completeness of the material contained in this document, or any opinions or beliefs contained in this document, and excludes all liability whatsoever (including in negligence) for any loss or damage which may be suffered by any person as a consequence of any information in this document or any error or omission there from. The Company is under no obligation to update or keep current the information contained in this document or to correct any inaccuracy or omission which may become apparent, or to furnish any person with any further information, unless required to do so by law. Any opinions expressed in the document are subject to change without notice. Recipients of this document should make their own, independent investigation and assessment of the Company its business, assets and liabilities, prospects and profits and losses, as well as the matters covered in this document. Independent expert advice should be sought before any decision based on an assessment of the Company is made.

**Unverified information:** This document may contain information (including information derived from publicly available sources) that has not been independently verified by the Company.

**Cautionary note regarding reserves and resources:** You should be aware that as an Australian company with securities listed on the ASX, the Company is required to report reserves and resources in accordance with the Australasian Code for Reporting of Exploration Results, Mineral Resources and Ore Reserves (JORC Code, 2012 Edition). You should note that while the Company's reserve and resource estimates comply with the JORC Code, they may not comply with the relevant guidelines in other countries and, in particular, do not comply with Industry Guide 7, which governs disclosures of mineral reserves in registration statements filed with the US Securities and Exchange Commission. Information contained in this presentation describing the Company's mineral deposits may not be comparable to similar information made public by companies subject to the reporting and disclosure requirements of US securities laws. In particular, Industry Guide 7 does not recognise classifications other than proven and probable reserves and, as a result, the SEC generally does not permit mining companies to disclose their mineral resources in SEC filings. You should not assume that quantities reported as "resources" will be converted to reserves under the JORC Code or any other reporting regime or that the Company will be able to legally and economically extract them.

**Competent Persons Statement – Exploration Results:** Please refer to the detailed statement at the end of this document.

**Competent Persons Statement – Mineral Resource Estimations for the Minyari-WACA Deposits, Calibre Deposit and Magnum Deposit:** Please refer to detailed statement at end of this document.

**Dollars:** All figures in USD unless stated otherwise. All Australian dollar figures have been converted using an FX Rate assumption of AUD:USD 0.68.

# COMPELLING INVESTMENT OPPORTUNITY

Advancing world class exploration and development projects

## Strategic Position in World Class Paterson Province

- 5,000km<sup>2</sup> of under-explored precious and base metals exploration ground in a province hosting two large scale producing mines and recent world class discoveries

## Greenfields Exploration – 100% owned ground

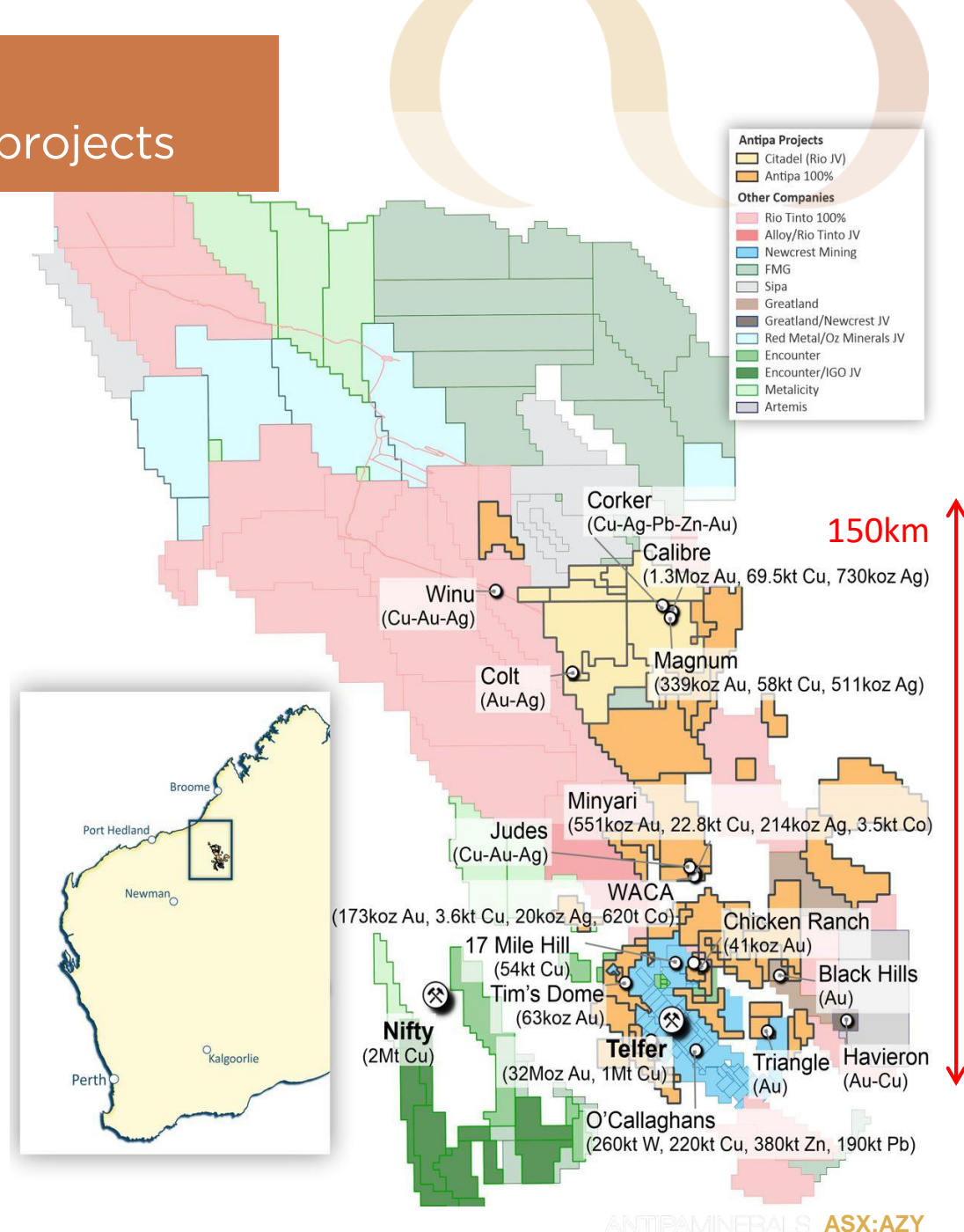
- First mover advantage
- Applying proven geophysical discovery techniques to identify Telfer, Havieron and Winu analogue targets
- Major drilling campaigns in 2019 to test multiple geophysical targets

## Resource Development - 100% owned ground

- Global Mineral Resource of 827koz Au at 1.9 g/t located within 40km of Telfer Mine
- Significant exploration upside to current shallow, high-grade resource
- Evaluating high priority resource growth targets in 2019

## Citadel Project - \$41M Rio Tinto<sup>1</sup> JV for up to 75% interest

- 1,330km<sup>2</sup> Antipa / Rio Tinto farm-in with existing combined Mineral Resource:
  - 1.3Moz Au at 0.8 g/t and 127kt Cu at 0.20% 45km from Rio Tinto's Winu deposit
- Antipa operatorship of the Citadel, Rio Tinto sole funding current \$2.3M exploration programme
- 2019 drilling and geophysical programmes targeting greenfield discoveries and evaluating resource growth opportunities







## CAPITAL STRUCTURE

**2,076m**

Shares on Issue (undiluted)

**\$22.8m**

Market Cap at \$0.011/sh

**\$5.5m**

Cash<sup>1</sup>

**N/A**

Debt

**\$17.3m**

Enterprise Value

**156m**

Options<sup>2</sup>

*Note: All dollar figures in USD unless otherwise stated*

1. Cash as at 30 June 2019

2. Options have an average exercise price of \$0.024 and would raise \$3.7m if exercised

## BOARD OF DIRECTORS

**Stephen Power**  
Executive Chairman  
(Lawyer)

- 33 years' industry experience
- Extensive legal, commercial and corporate management experience
- Former external legal advisor to LionOre Mining International

**Roger Mason**  
Managing Director  
(Geologist)

- 33 years' industry experience
- Involved in projects across multiple jurisdictions, project stage and commodities
- Former General Manager Geology for LionOre Australia and Norilsk Nickel

**Mark Rodda**  
Non-Executive Director  
(Corporate Consultant)

- 22 years' industry experience
- Extensive legal, commercial and corporate management experience
- Director of Lepidico, former Chairman of Coalspur Mines, and former General Counsel of LionOre Mining International

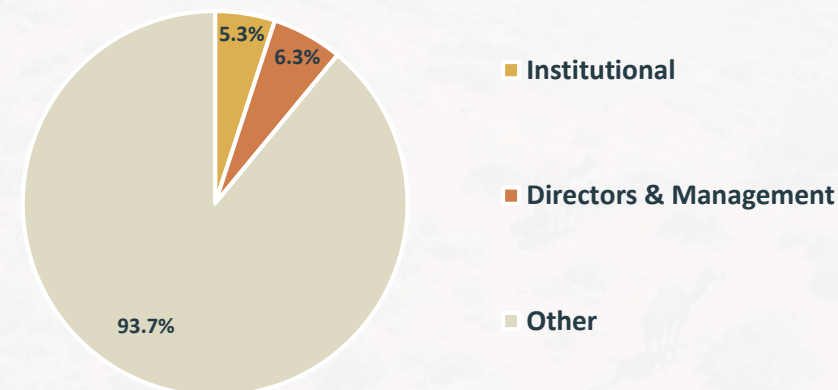
**Peter Buck**  
Non-Executive Director  
(Geologist)

- 42 years' industry experience
- International exploration, acquisition and production experience
- Current Director of Independence Group: Previously held roles as Director of PMI Gold, Gallery Gold, LionOre Australia and Breakaway Resources

**Gary Johnson**  
Non-Executive Director  
(Metallurgist)

- 37 years' industry experience
- Plant design, project development and operations experience
- Chairman of Lepidico, Director of Strategic Metallurgy and former Director of LionOre's Tati Nickel

## CAPITAL BREAKDOWN





# FIRST MOVER ADVANTAGE IN THE WORLD CLASS PATERSON PROVINCE

## Host to world class mineral deposits

- Proven precious and base metals province hosting two large scale producing mines:
  - **Telfer** = 32Moz gold, 1Mt copper pre-mining
  - **Nifty** = 2Mt copper pre-mining
  - Both deposits were outcropping and discovered +40 years ago
- Recent discoveries under cover include:
  - Antipa's **Calibre** = 1.3Moz Au, 69.5kt Cu and 730koz Ag and open in all directions
  - Greatland's<sup>1, 2</sup> **Havieron** = 275m at 4.8 g/t Au and 0.6% Cu (HAD005 from 459m down hole)<sup>2</sup>
  - Rio Tinto's **Winu** = 60m at 1.22 g/t Au and 1.03% Cu (WIDI0007 from 60m down hole)<sup>3</sup>; and 763m at 0.65 g/t Au and 0.44% Cu (WINU0006 from 68m down hole)<sup>2</sup>

## Shallow cover and lack of prior exploration

- Province under-explored despite world class credentials, limited modern exploration
- First mover advantage means Antipa has secured the best ground

## Modern geophysical techniques can 'see through' cover

- Ability to explore for blind deposits significantly improved due to advancements in modern geophysical technologies
- Aerial Electromagnetic (AEM) and Aeromagnetic surveys have recently led to several significant Paterson Province discoveries including Winu, Havieron, Calibre, Magnum, Corker, O'Callaghans, etc



1. Havieron deposit is the subject of a farm-in and joint venture agreement with Newcrest Mining Ltd able to earn up to a 70% joint venture interest via total expenditure of \$65M (Refer to ASX and AIM releases 12 March 2019)  
2. Refer Greatland Gold plc's website ([www.greatlandgold.com](http://www.greatlandgold.com)) and London Stock Exchange (AIM: GGP) news releases ([www.londonstockexchange.com/home/homepage.htm](http://www.londonstockexchange.com/home/homepage.htm))  
3. Refer Rio Tinto ([www.riotinto.com/](http://www.riotinto.com/)) and Australian Stock Exchange (ASX: RIO) news releases ([www.asx.com.au/](http://www.asx.com.au/))

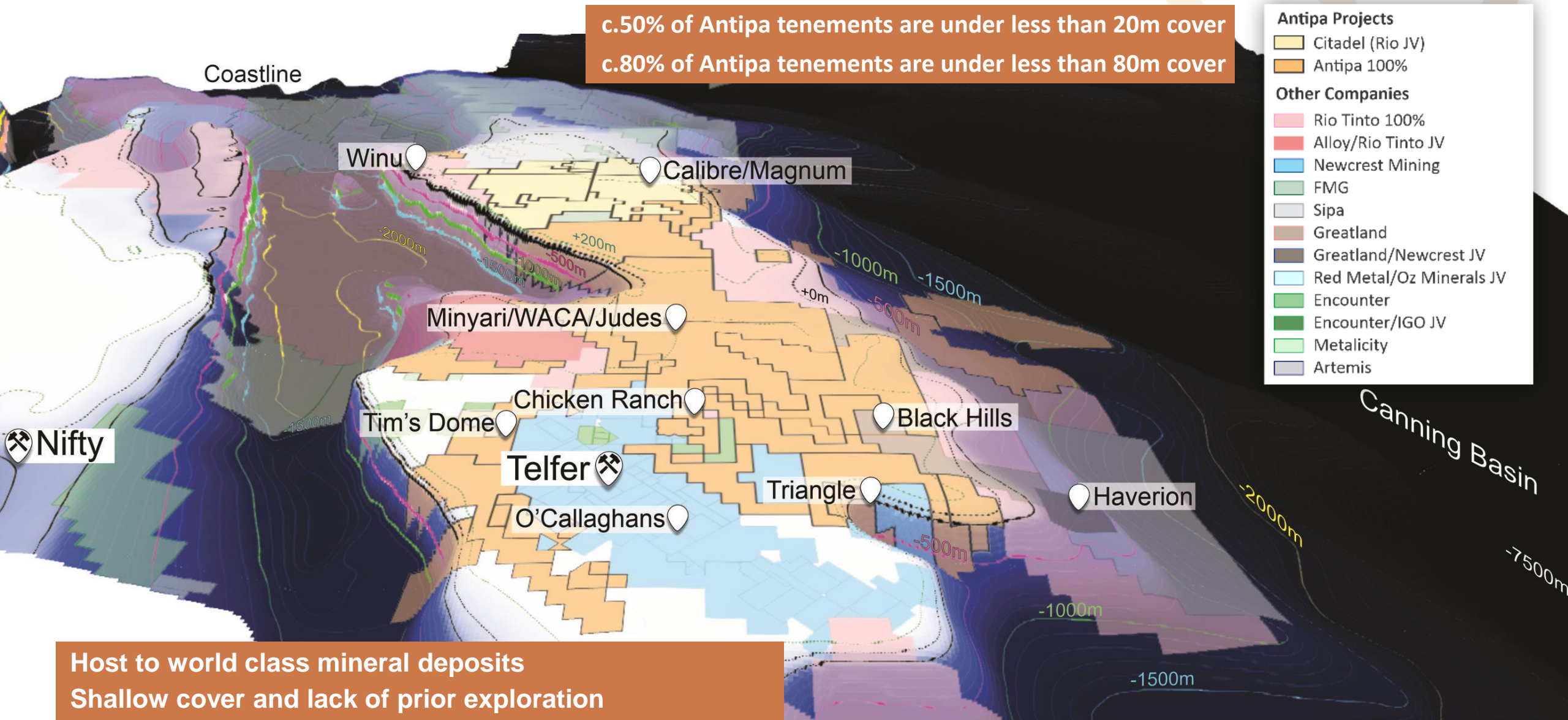


# FIRST MOVER ADVANTAGE IN THE WORLD CLASS PATERSON PROVINCE

- Depth of younger cover above Paterson Province basement

c.50% of Antipa tenements are under less than 20m cover

c.80% of Antipa tenements are under less than 80m cover



Host to world class mineral deposits

Shallow cover and lack of prior exploration

Modern geophysical techniques can 'see through' cover



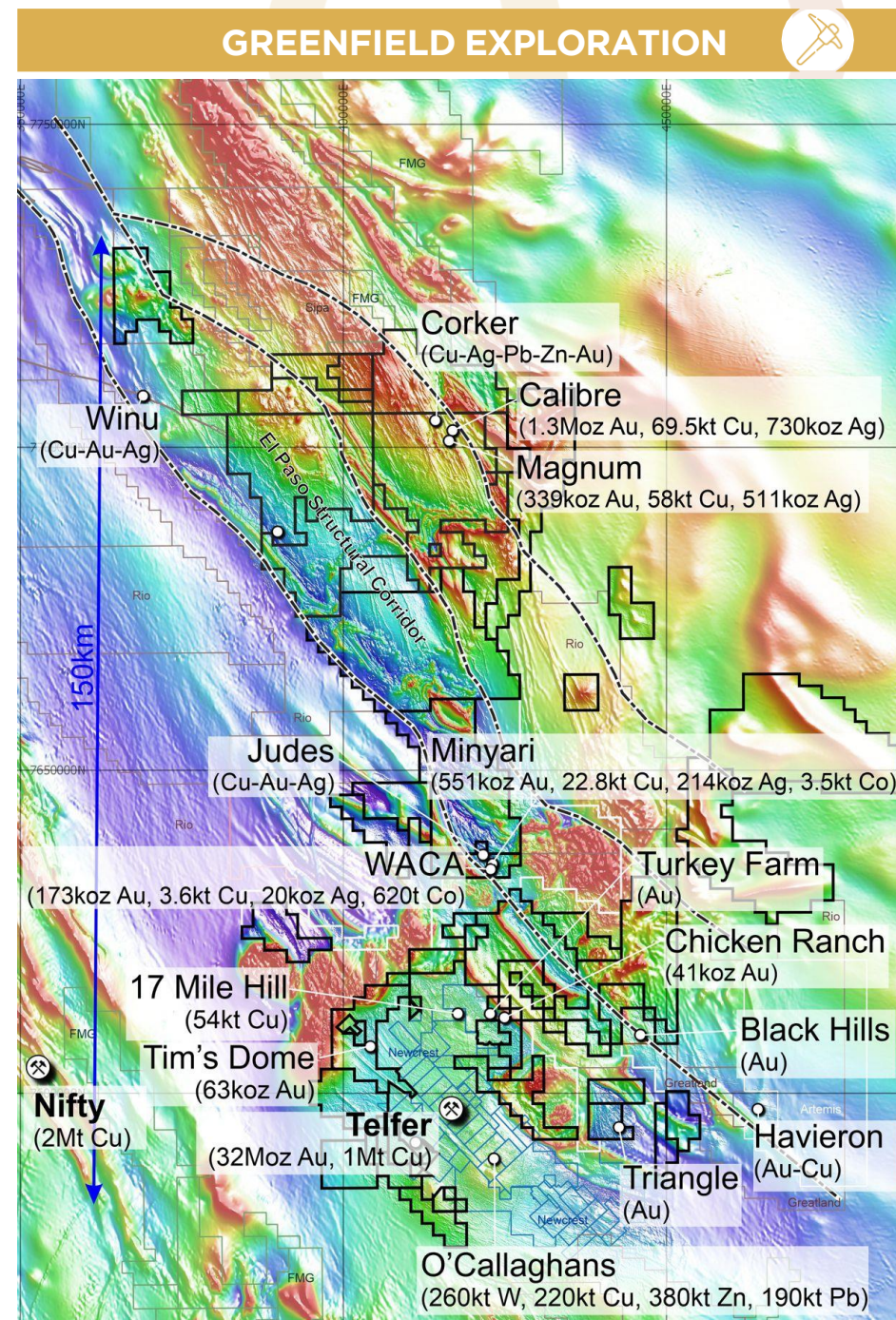
# HIGHLY PROSPECTIVE STRUCTURAL CORRIDOR

## 2019 Exploration Overview

- AEM and Aeromagnetic surveys completed and +35 targets currently identified
- Aggressive drilling campaigns planned to systematically test targets:
  - Strong newsflow outlook following commencement of drilling in May
- Additional AEM and other geophysical surveys planned to generate further targets

## Geological Overview

- Antipa's 100% ground hosts a significant strike extent of the highly prospective El Paso Corridor
- The El Paso Corridor hosts multiple prospects and targets:
  - Hosts Minyari-WACA resources and several other significant deposits including Rio Tinto's Winu and Greatland Gold's Havieron discoveries
  - Extends 105km on 100% Antipa ground and 45km on Rio Tinto Citadel JV
  - Limited existing electrical geophysics (i.e. EM or IP) prior to Antipa acquiring
- Provides an ore forming environment similar to porphyry copper-gold belts
- Structural corridors provide the conduits and mechanism for the movement of mineralised fluids related to associated granites





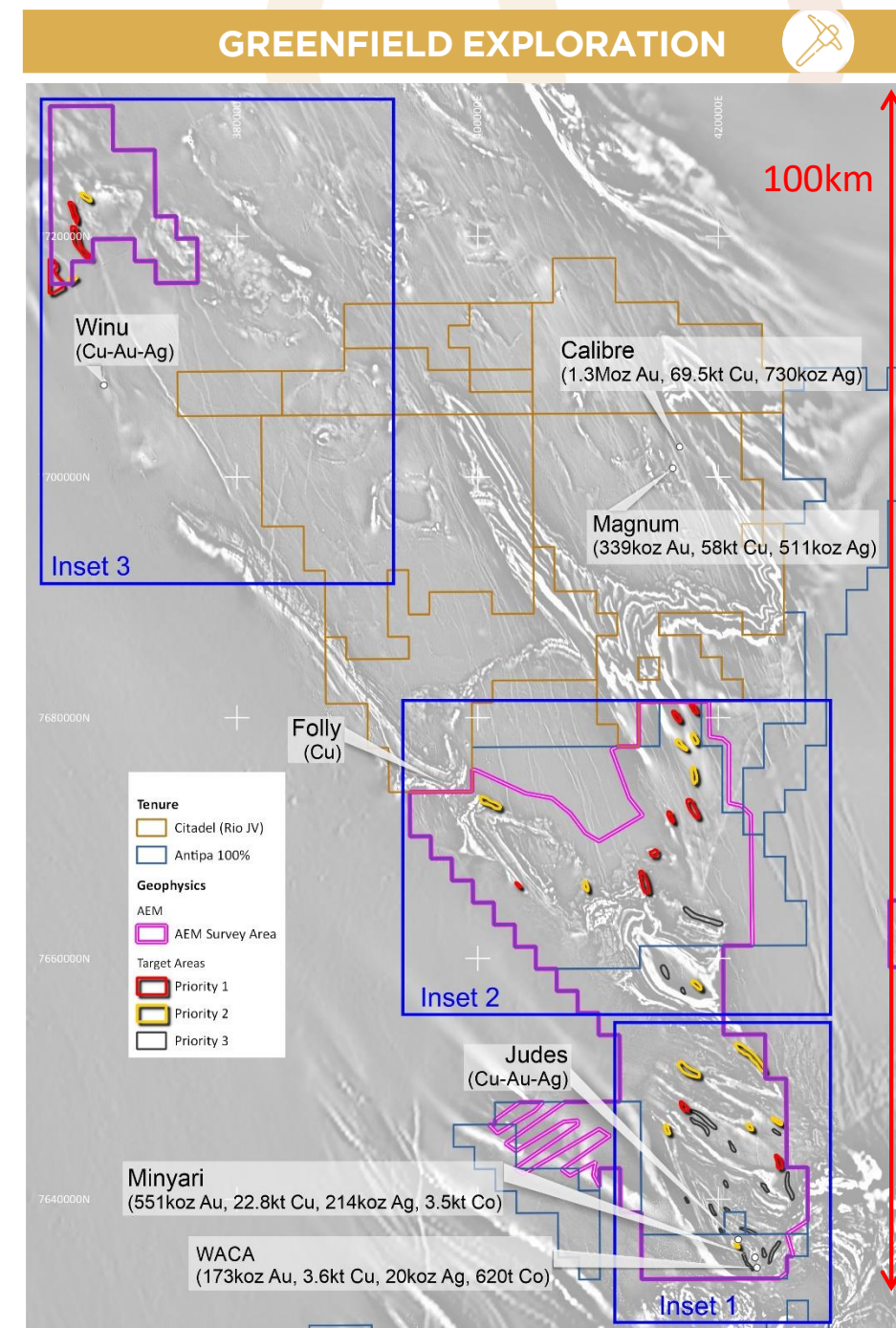
# PHASE 1: AEM DRILLING PROGRAMME

## Overview

- 1,100km<sup>2</sup> AEM survey completed over 100% Antipa Projects in 2018:
  - 12 high priority copper-gold targets identified (28 in total)
- Completed 13,000 metre air core (AC), slim-line RC and reverse circulation (RC) drilling programme

## Phase 1 AEM Drilling Programme

- Systematically tested 23 (of the 28) greenfield AEM geophysical targets and one brownfield prospect, Turkey Farm
- **Assays received for 19 AEM targets – 13 of which require follow up drilling in Phase 2**
  - RC drilling ± ground geophysics
- Follow up drilling includes testing high priority AEM target 28 (“grey”) where 8 shallow (avg. depth 42m) drill holes intersected strong Cu-Zn-Co-Au-Ag anomalism under shallow cover across 350m above the EM conductivity target
  - Anomalism remains open in all directions (single drill line completed in Phase 1)
- The initial drill testing of the five remaining untested AEM targets planned for Phase 2
- Phase 2 programme is currently underway and will be completed in 2019

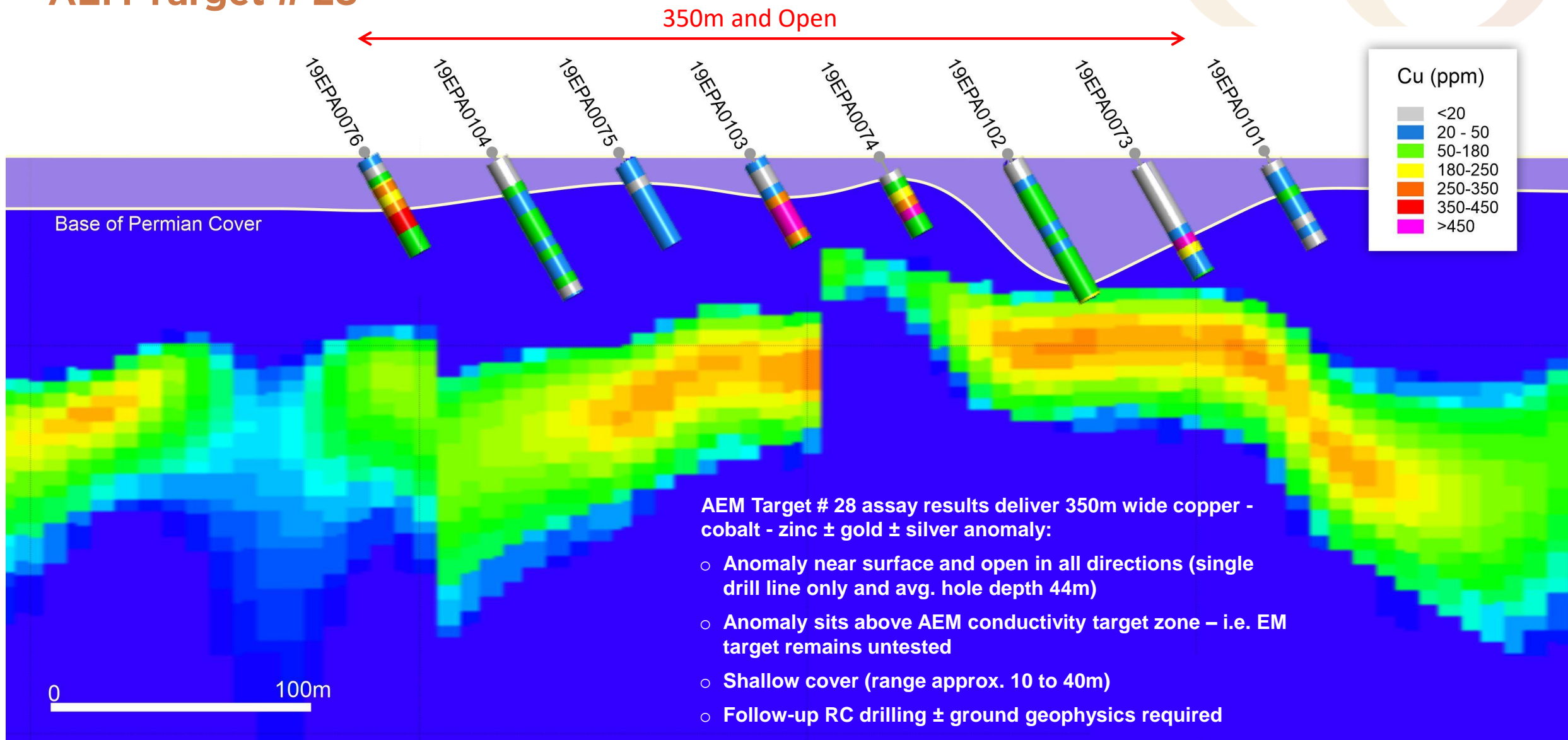




# AEM SURVEY GOLD-COPPER TARGETS

## - AEM Target # 28

GREENFIELD EXPLORATION





# PHASE 2: EXPLORATION PROGRAMME

GREENFIELD EXPLORATION

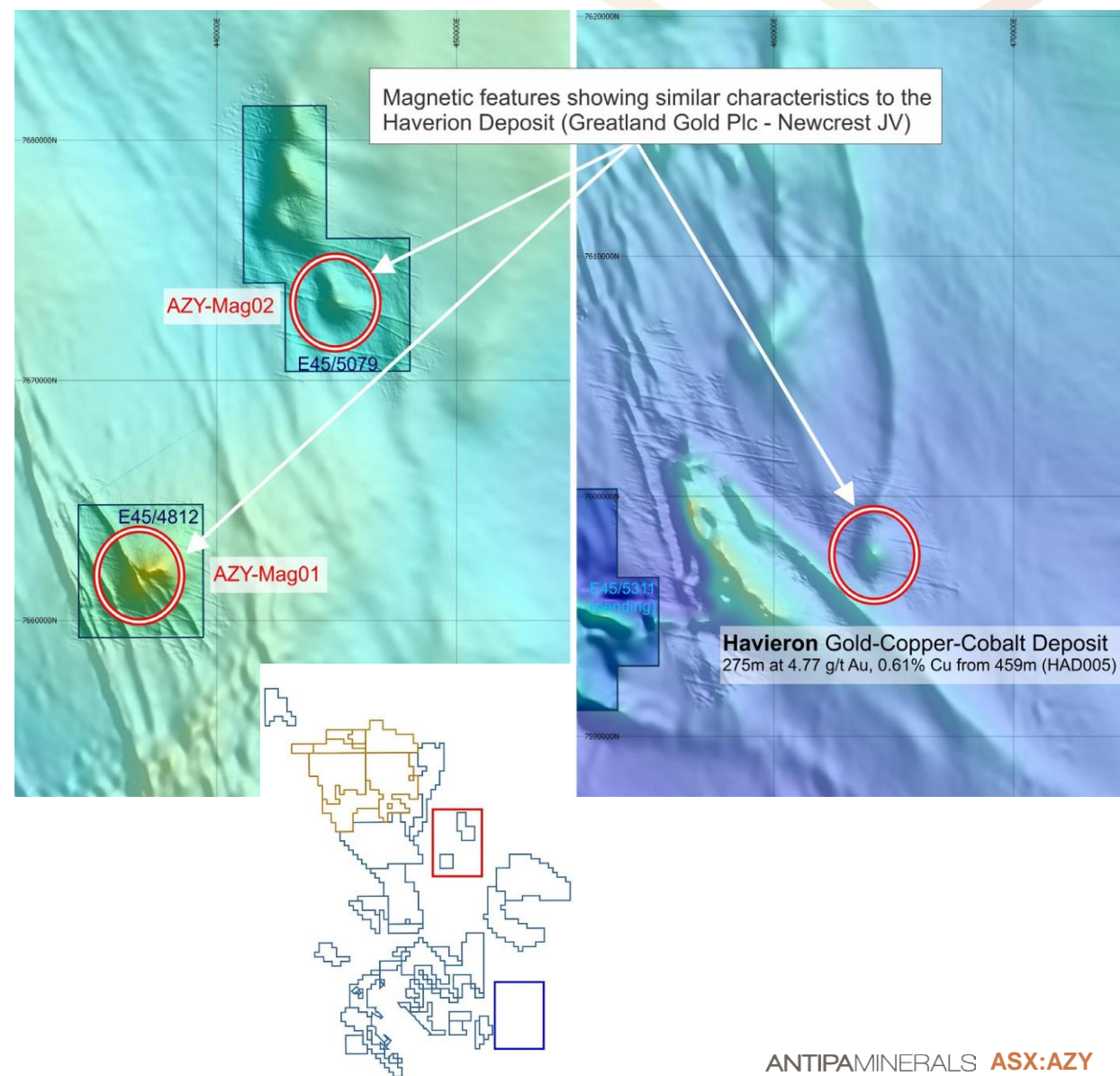


## Overview

- 260km<sup>2</sup> Aeromagnetic survey completed targeting Havieron gold-copper deposit lookalike magnetic anomalies:
  - 4 high priority gold-copper targets identified
  - Multiple additional gold-copper aeromagnetic targets identified
  - Triangle area key structures identified
- Aeromagnetics responsible for multiple discoveries in the region, including:
  - Havieron and Magnum

## Phase 2 Exploration Programme

- Commenced late August 2019 and to be completed in 2019:
  - Follow up drilling of high priority Phase 1 AEM targets
  - Drill testing of high priority aeromagnetic targets
  - Further aerial electromagnetic surveys
  - AEM Survey covering 600km<sup>2</sup> over southern region of El Paso Corridor between Minyari and Havieron
  - 4D Targeting project involving consulting geoscience specialists





# ESTABLISHED HIGH-GRADE RESOURCES

## RESOURCE DEVELOPMENT

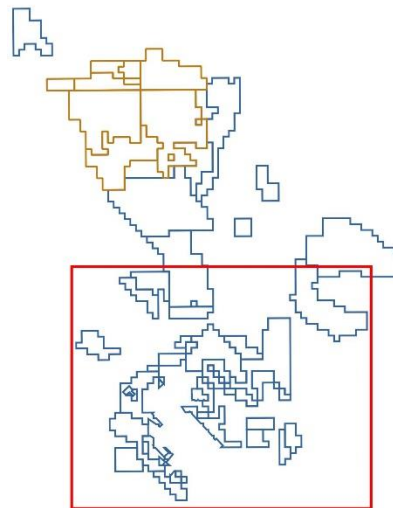
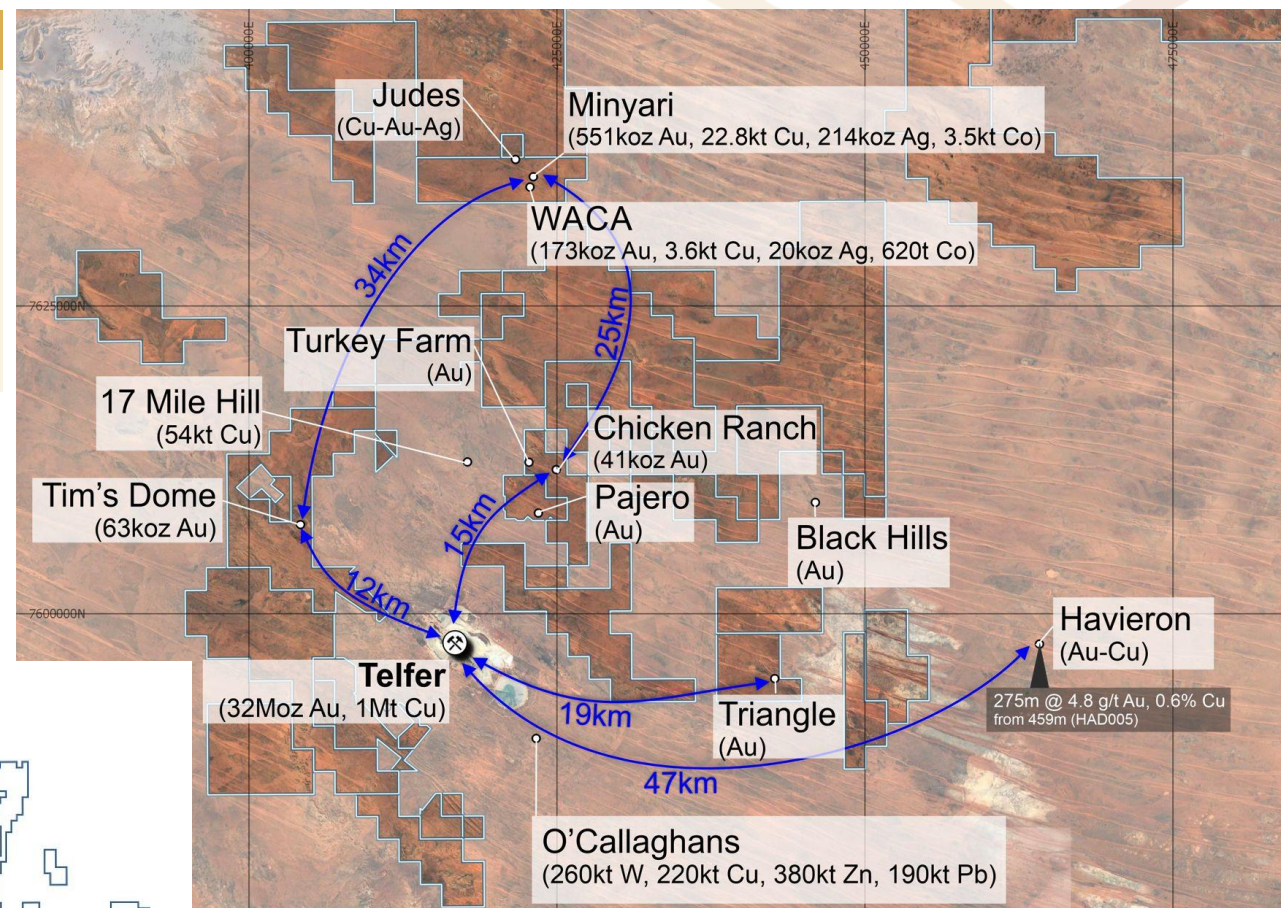


### Overview

- Global Mineral Resource of **827koz at 1.9 g/t Au, 26kt at 0.24% Cu, 4kt at 380ppm Co and 233koz at 0.7 g/t Ag**
- Deposits remain open down dip and along strike
- Previous drilling near existing high-grade Minyari-WACA resources revealed significant new mineralisation at Minyari South and Jude's

### 2019 Exploration Programme

- Brownfield prospects (including Triangle, Pajero area and Turkey Farm) potential to deliver additional shallow “satellite” high-grade gold resources
- Additional geophysical surveys at Jude's, Minyari South and Tim's Dome to map sulphide mineralisation, to refine follow-up drill targets
- Mapping and surface sampling
- Air core ± RC drilling
- Possible Mineral Resource estimations

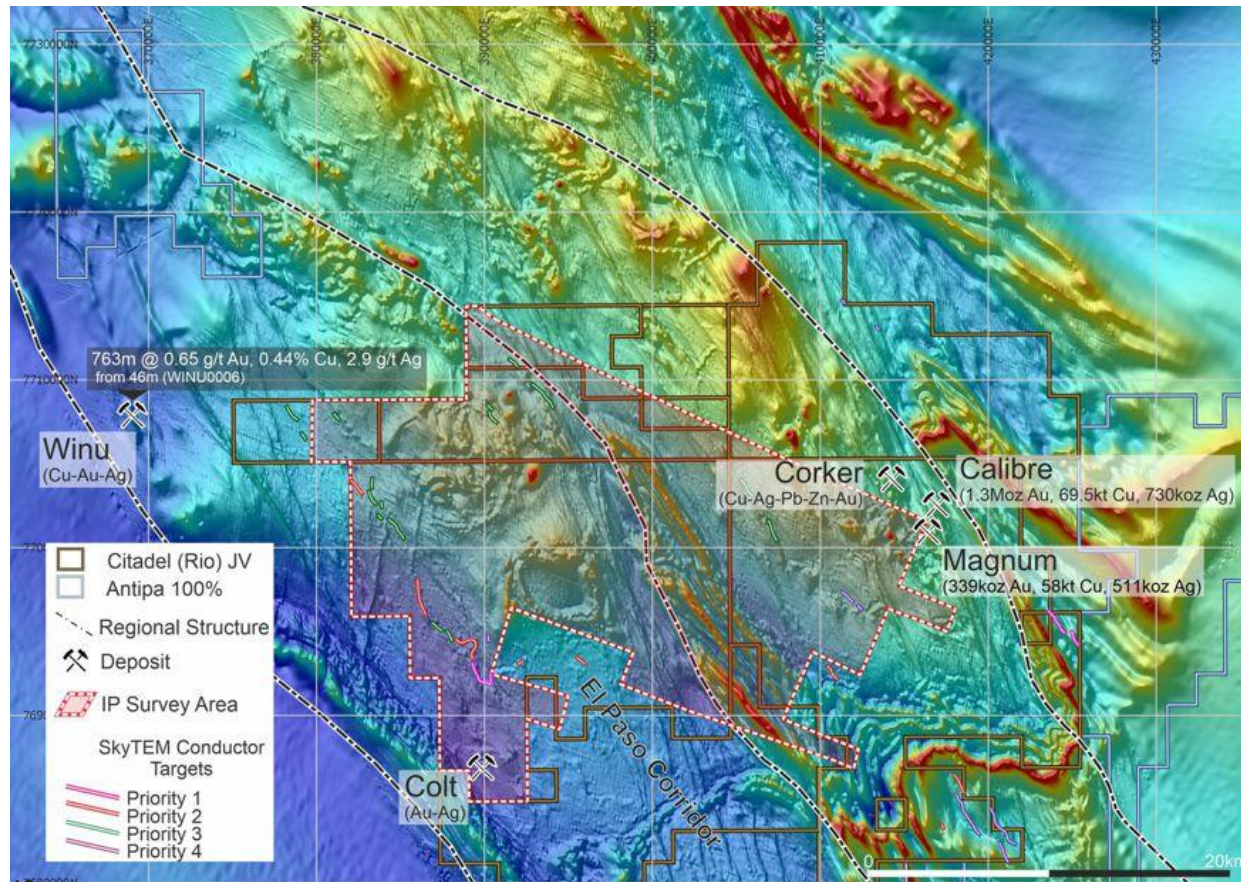






## Overview

- Rio Tinto can earn up to 75% by spending up to \$41M
- 1,300km<sup>2</sup> Citadel Project 5km east of Rio Tinto's Winu discovery
- Antipa resumed operatorship of the Citadel JV in March 2019
- Rio Tinto have spent \$5.1M to date and have committed a further \$2.3M for CY2019



## Calibre Deposit (Gold, Copper, Silver, Tungsten)

- Inferred Mineral Resource 47.7Mt at 0.85 g/t Au, 0.15% Cu and 0.48 g/t Ag for 1.3Moz gold, 70kt copper and 730koz silver - Open in all directions

## Magnum Deposit (Gold, Copper, Silver ± Tungsten)

- Inferred Mineral Resource 16.1Mt at 0.66 g/t Au, 0.36% Cu and 0.99 g/t Ag for 339koz gold, 58kt copper and 511koz silver - Open in most directions

## Corker Polymetallic Deposit

- Sulphide mineralisation grading up to 772 g/t Ag, 1.85% Cu, 14.82% Pb, 4.25% Zn, 0.85 g/t Au

## World-class Greenfield Exploration Potential

- Proven precious and base metal credentials including proximity to Winu
- 20 to 100 metres of younger cover preserved discovery opportunity
- First mover advantage with latest geophysical exploration techniques

## Next Steps

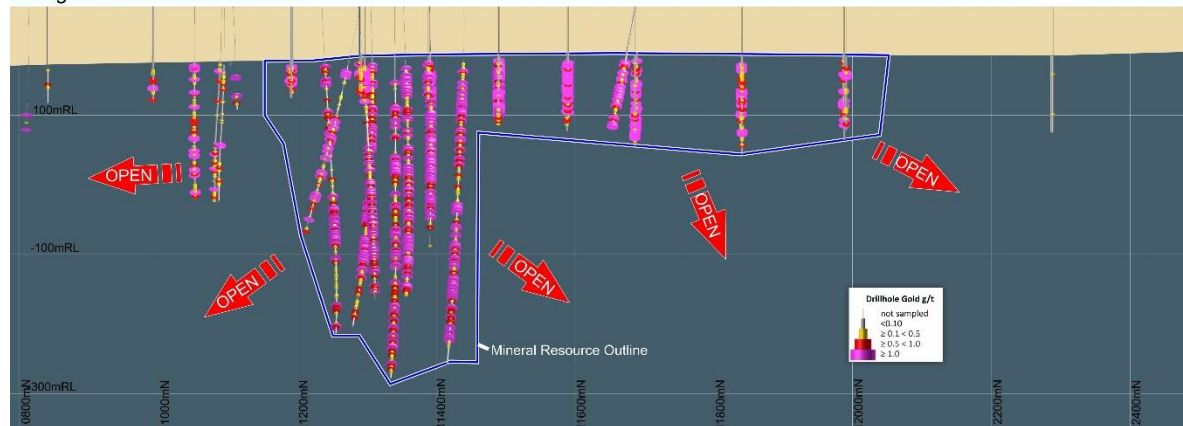
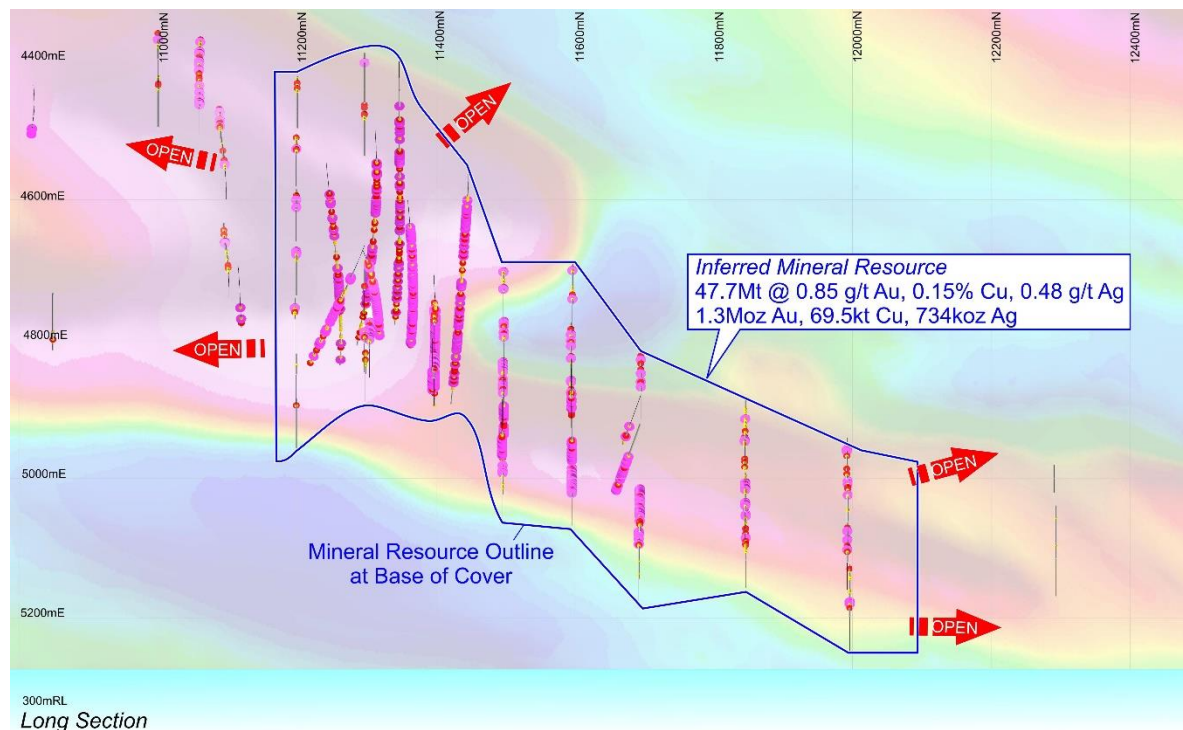
- Rio Tinto sole funded \$2.3M 2019 exploration programme commenced in June



# CALIBRE DEPOSIT (RIO TINTO FARM-IN)

Significant Au-Cu-Ag-W Resource with growth potential

RIO TINTO CITADEL FARM-IN




## Calibre Gold, Copper, Silver, Tungsten Deposit

- Discovered by Antipa under 80m of cover
- 1.6km long, up to 480m thick, extends 500m down dip - Remains open in all directions
- Located just 45km east of Rio Tinto's Winu deposit
- Large scale mineral system with material resource and exploration upside

## 2019 Mineral Resource Extension Drill Programme

- Drill programme recently commenced to evaluate potential material resource increase
- Emphasis on extending regions of higher-grade gold-copper mineralisation





# AGGRESSIVE GREENFIELDS AND BROWNFIELDS 2019 EXPLORATION PROGRAMME

## EXPLORATION TIMELINE



	MAR 2019 QUARTER	JUN 2019 QUARTER	SEP 2019 QUARTER	DEC QUARTER 2019
Greenfields Exploration – incl. El Paso Corridor Targets	Heritage Surveys and Drill Mobilisation	Air Core and RC Drill Testing of High Priority AEM and Aeromagnetic Targets New 600km² AEM Survey for Greenfield Target Generation		
Citadel Project (Rio Tinto Farm-in)	AEM Data Processing to Assist 2019 Exploration Programme Planning and Evaluation of Opportunities including the Calibre Resource Extensional Targets	2019 Exploration Programme including c.620km² Geophysical Survey and Air Core, RC Drill and Diamond-Core Drill Testing of Existing Cu-Au Targets, Resource Extensional Targets and Potential Targets Generated from the Geophysical survey		
Minyari / WACA + Brownfield Resource Targets		Follow-Up Drill and Geophysical Survey (IP) Planning; Evaluation of Brownfields Targets (Triangle Area and Pajero)		
Chicken Ranch / Turkey Farm	Mineral Resource Estimate	Turkey Farm Drilling		
Tim’s Dome	Mineral Resource Estimate		IP Survey	Follow-Up Drilling

Note: Timing, details and scope of all drilling and exploration programmes may change and are dependant upon exploration results, field conditions, exploration licence conditions and ongoing review





## CONTACT

Executive Chairman

**Mr Stephen Power**

E: [stephen.power@antipaminerals.com.au](mailto:stephen.power@antipaminerals.com.au)

Managing Director

**Mr Roger Mason**

E: [roger.mason@antipaminerals.com.au](mailto:roger.mason@antipaminerals.com.au)

### **Corporate Office**

Level 2, 16 Ord Street  
West Perth WA 6005  
Australia

PO Box 795  
West Perth WA 6872  
T: +61 8 9481 1103  
F: +61 8 9481 0117

**ANTIPAMINERALS.COM.AU**



**ANTIPAMINERALS**



# MINERAL RESOURCE SUMMARY

## APPENDIX



### North Telfer Project and Paterson Project

Deposit and Gold Cut-off Grade*	Resource Category	Tonnes (Mt)	Gold Grade (g/t)	Copper Grade (%)	Silver Grade (g/t)	Cobalt (ppm)	Gold (oz)	Copper (t)	Silver (oz)	Cobalt (t)
Chicken Ranch Area 0.5 Au	Inferred	0.8	1.6	-	-	-	40,300	-	-	-
Tim's Dome 0.5 Au	Inferred	1.8	1.1	-	-	-	63,200	-	-	-
<b>Chicken Ranch Area + Tim's Dome</b>	<b>Total</b>	<b>2.4</b>	<b>1.3</b>	<b>-</b>	<b>-</b>	<b>-</b>	<b>103,500</b>	<b>-</b>	<b>-</b>	<b>-</b>
Minyari 0.5 Au	Indicated	3.2	1.9	0.3	0.7	590	192,610	9,600	75,660	1,860
Minyari 0.5 Au	Inferred	0.7	1.7	0.24	0.6	340	36,260	1,560	13,510	220
<b>Minyari 0.5 Au</b>	<b>Sub-Total</b>	<b>3.8</b>	<b>1.9</b>	<b>0.29</b>	<b>0.7</b>	<b>550</b>	<b>228,870</b>	<b>11,160</b>	<b>89,170</b>	<b>2,080</b>
Minyari 1.7 Au	Indicated	0.2	2.6	0.29	0.9	430	18,740	650	6,800	100
Minyari 1.7 Au	Inferred	3.7	2.6	0.3	1.0	370	303,000	10,950	117,550	1,360
<b>Minyari 1.7 Au</b>	<b>Sub-Total</b>	<b>3.9</b>	<b>2.6</b>	<b>0.3</b>	<b>1.0</b>	<b>380</b>	<b>321,740</b>	<b>11,600</b>	<b>124,350</b>	<b>1,460</b>
<b>Minyari</b>	<b>Total</b>	<b>7.7</b>	<b>2.2</b>	<b>0.3</b>	<b>0.9</b>	<b>460</b>	<b>550,610</b>	<b>22,760</b>	<b>213,520</b>	<b>3,540</b>
WACA 0.5 Au	Inferred	2.8	1.4	0.11	0.2	180	121,950	3,120	15,920	500
WACA 1.7 Au	Inferred	0.5	2.9	0.09	0.2	230	50,780	510	3,850	120
<b>WACA</b>	<b>Total</b>	<b>3.3</b>	<b>1.6</b>	<b>0.11</b>	<b>0.2</b>	<b>190</b>	<b>172,730</b>	<b>3,630</b>	<b>19,770</b>	<b>620</b>
<b>Minyari + WACA Deposits</b>	<b>Grand Total</b>	<b>11.0</b>	<b>2.0</b>	<b>0.24</b>	<b>0.7</b>	<b>380</b>	<b>723,340</b>	<b>26,390</b>	<b>233,290</b>	<b>4,060</b>
<b>North Telfer + Paterson Projects – Gold Only</b>	<b>Grand Total</b>	<b>13.5</b>	<b>1.9</b>	<b>-</b>	<b>-</b>	<b>-</b>	<b>826,840</b>	<b>-</b>	<b>-</b>	<b>-</b>

\*0.5 Au = Using a 0.5 g/t gold cut-off grade above the 50mRL (NB: potential "Open Cut" cut-off grade)

\*1.7 Au = Using a 1.7 g/t gold cut-off grade below the 50mRL (NB: potential "Underground" cut-off grade)

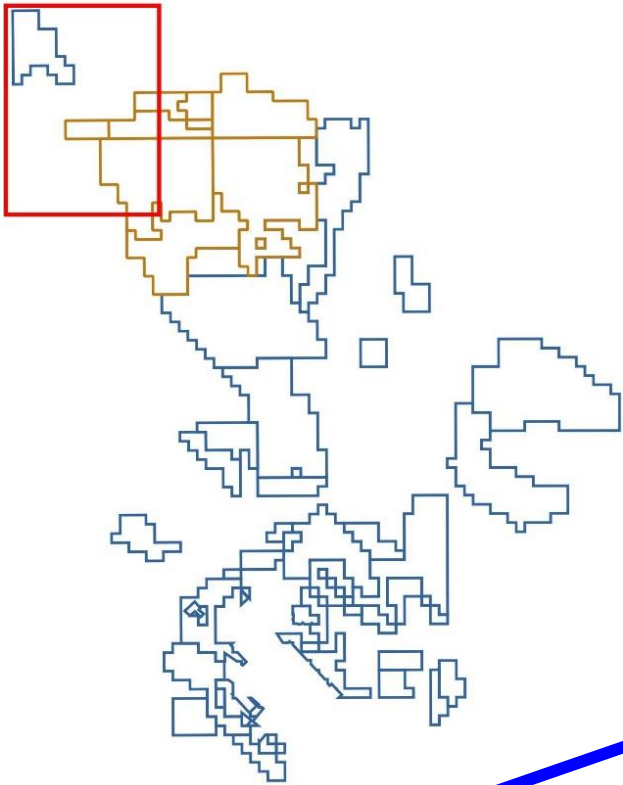
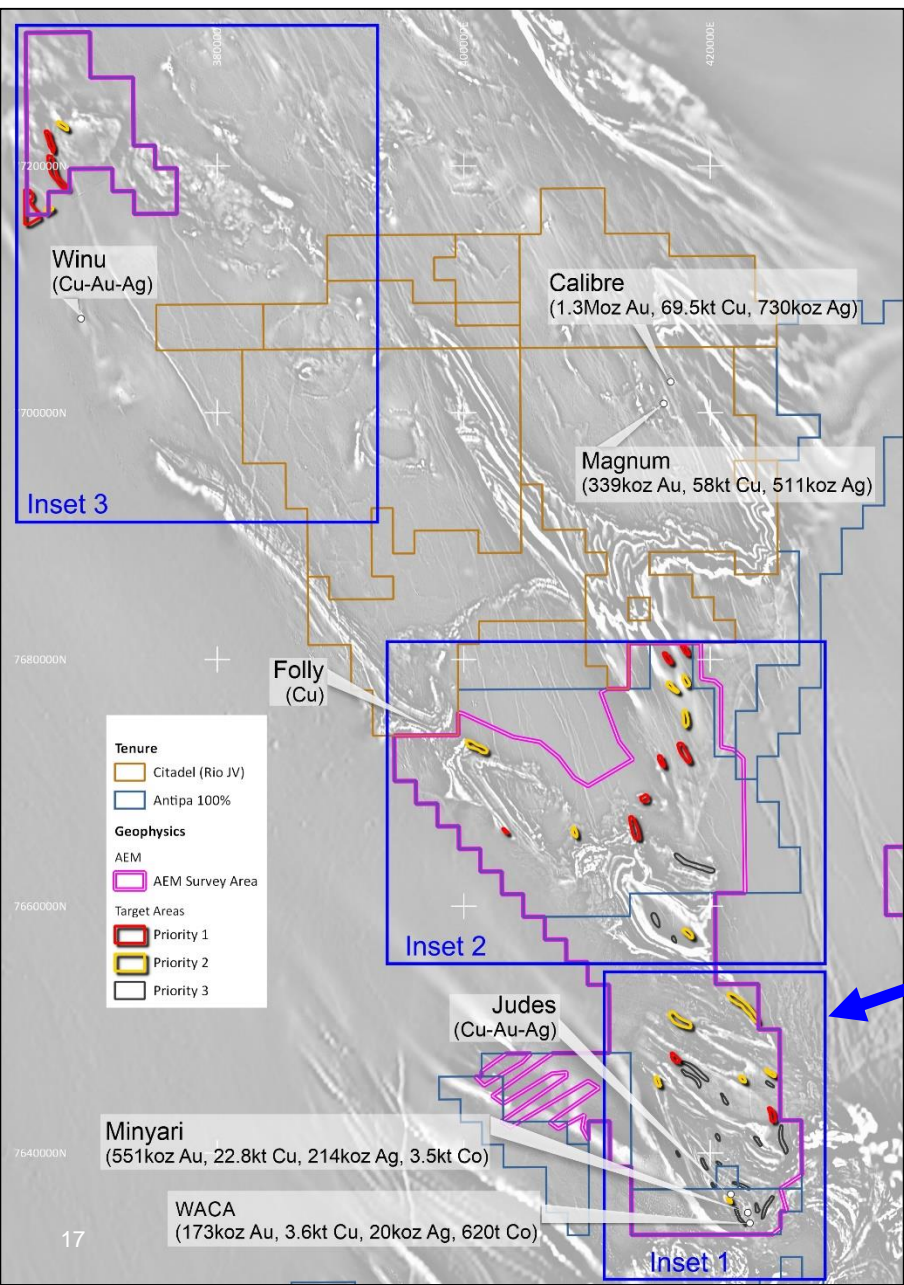
### Citadel Project (Rio Tinto JV)

Deposit and Gold Cut-off Grade**	Resource Category	Tonnes (Mt)	Gold Grade (g/t)	Copper Grade (%)	Silver Grade (g/t)	Tungsten (ppm)	Gold (oz)	Copper (t)	Silver (oz)	Tungsten (t)
Calibre 0.5 Au Equiv	Inferred	47.7	0.9	0.15	0.5	217	1,300,000	69,500	730,000	10,300
Magnum 0.5 Au Equiv	Inferred	16.1	0.7	0.37	1.0	-	339,000	57,800	511,000	-
<b>Calibre + Magnum Deposits</b>	<b>Total</b>	<b>63.8</b>	<b>0.8</b>	<b>0.2</b>	<b>0.6</b>	<b>161</b>	<b>1,639,000</b>	<b>127,300</b>	<b>1,241,000</b>	<b>10,300</b>

\*\*0.5 AuEquiv = Refer to details provided by the Notes section



# AEM SURVEY GOLD-COPPER TARGETS

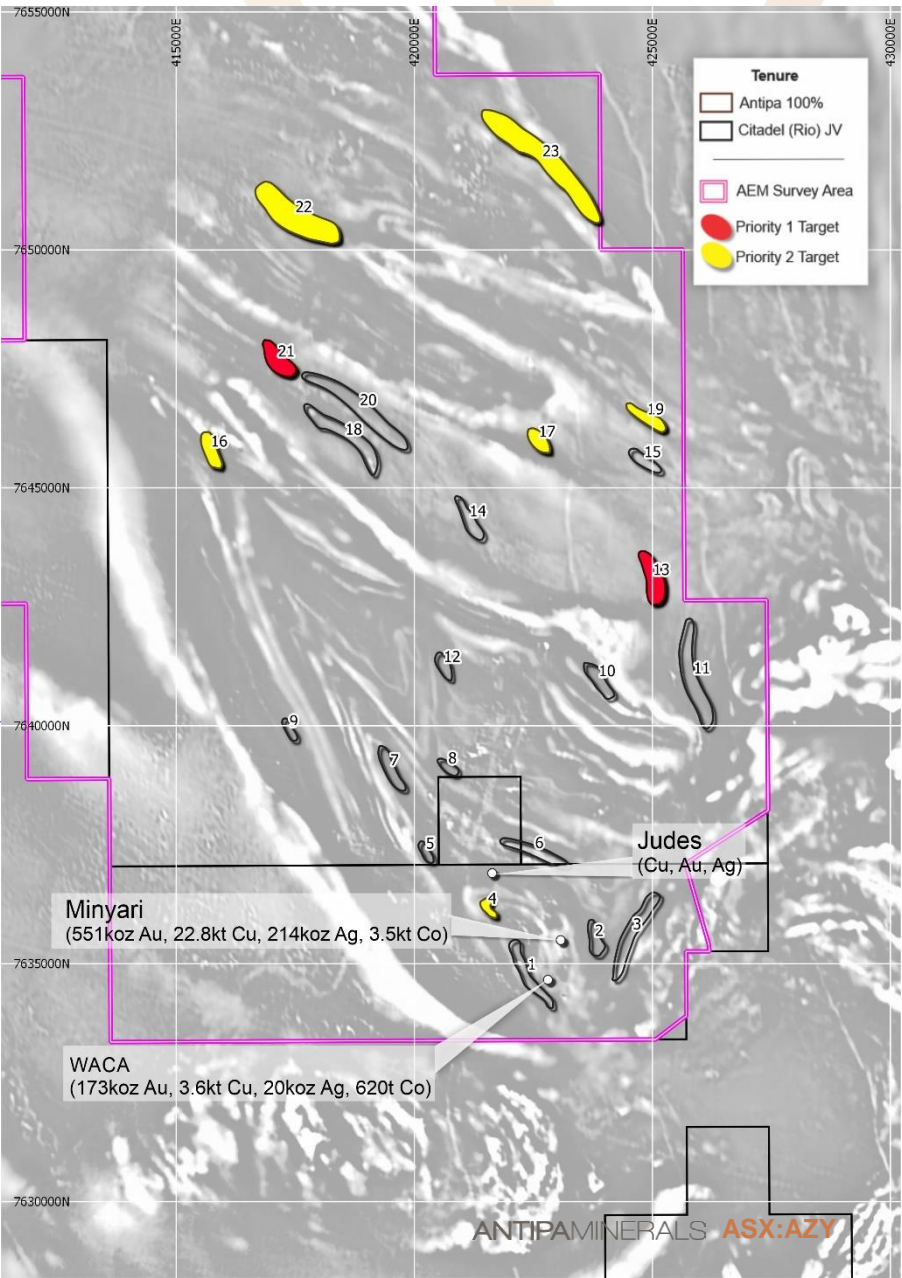


100km

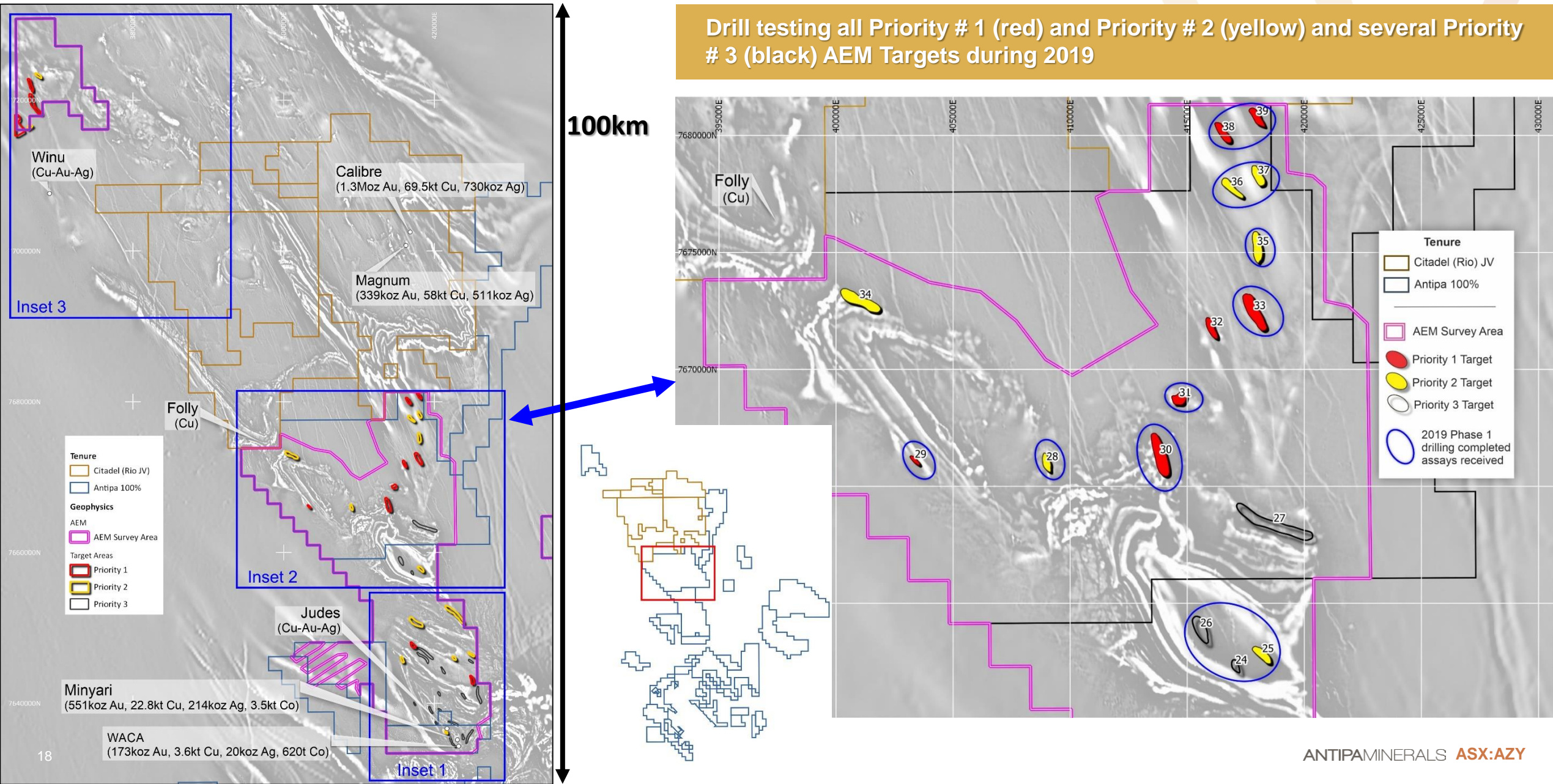
Drill testing all:

- Priority # 1 (red) and
- Priority # 2 (yellow) and
- Several Priority # 3 (black)

AEM Targets during 2019

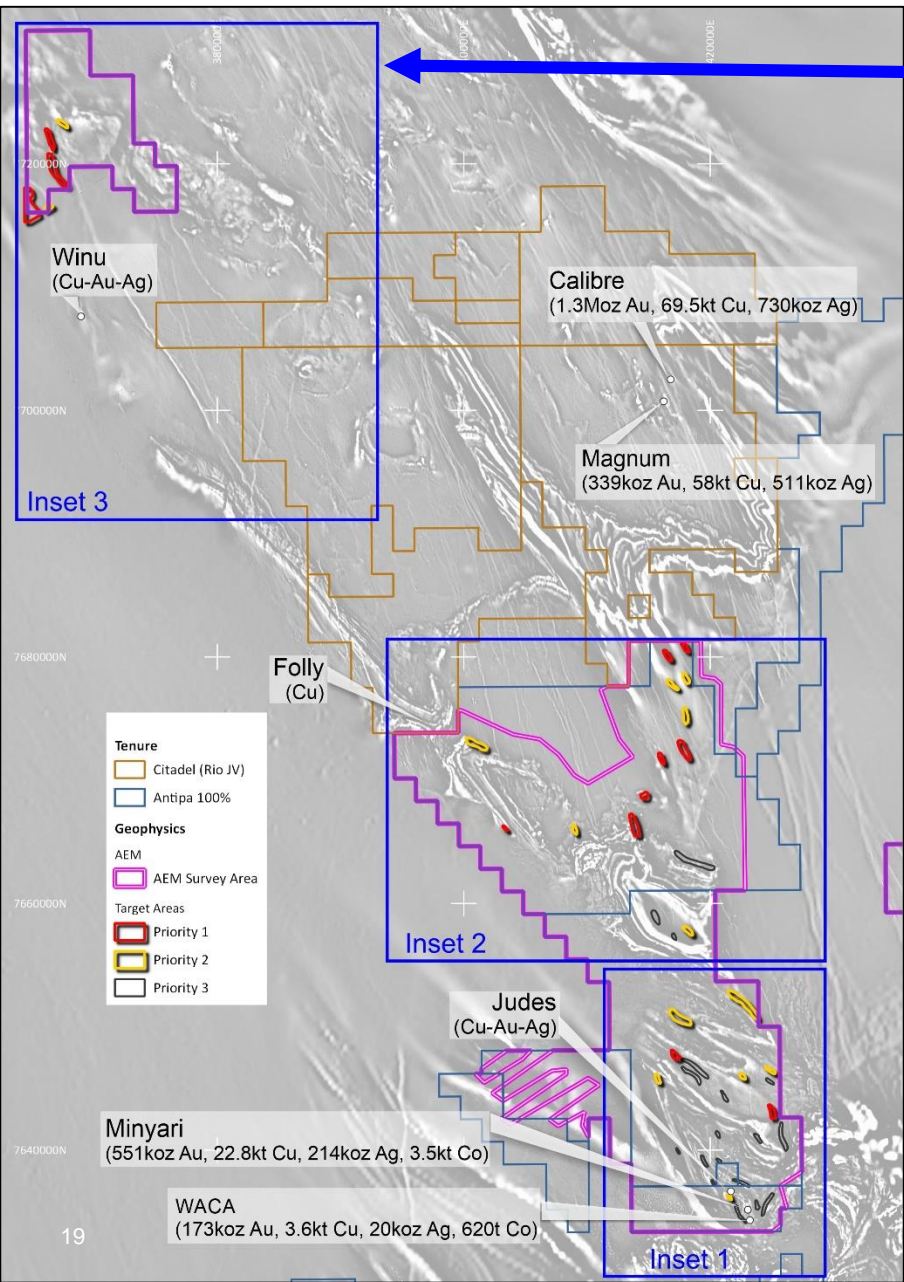








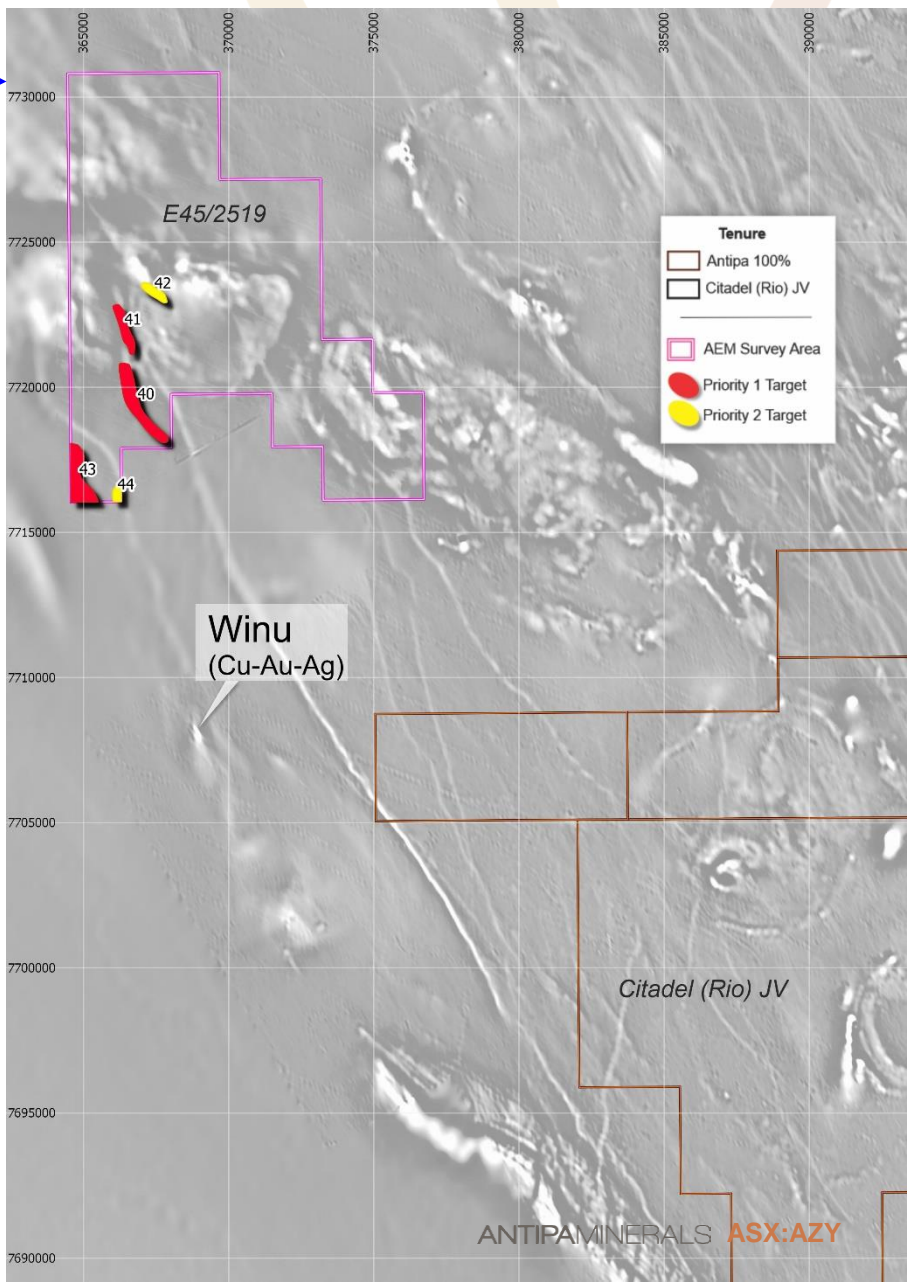
# AEM SURVEY GOLD-COPPER TARGETS



Drill testing all:

- Priority # 1 (red) and
- Priority # 2 (yellow) and
- Several Priority # 3 (black) AEM Targets during 2019

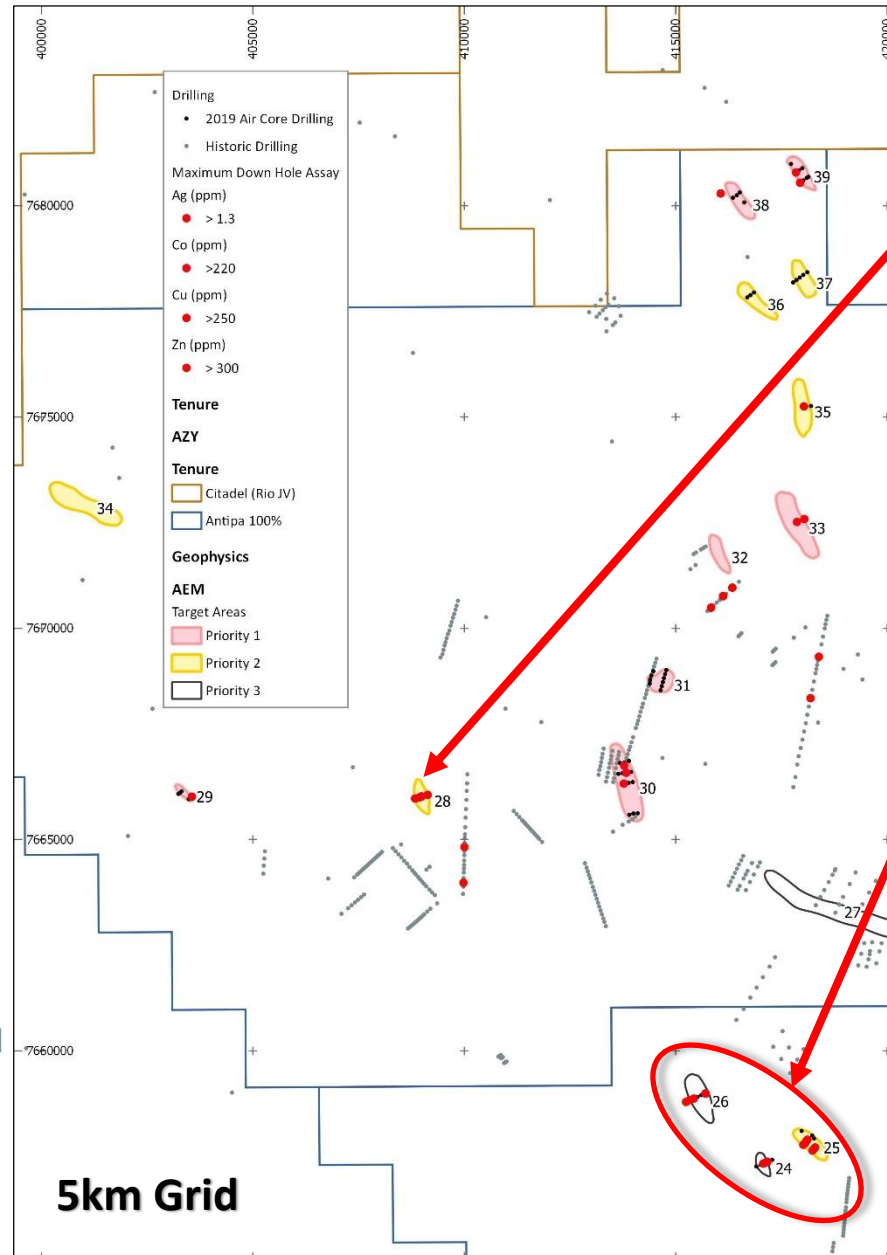
100km







## Anomalous maximum downhole assay results for AEM Targets - Central region of 2019 Phase 1 drill programme

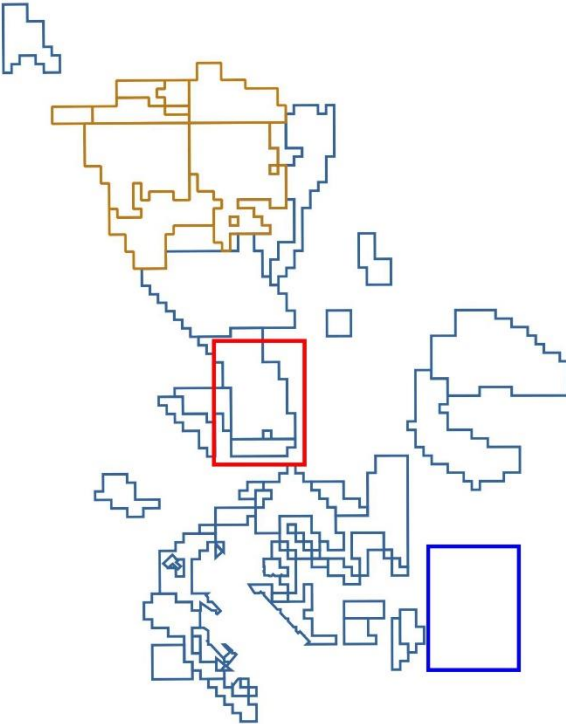
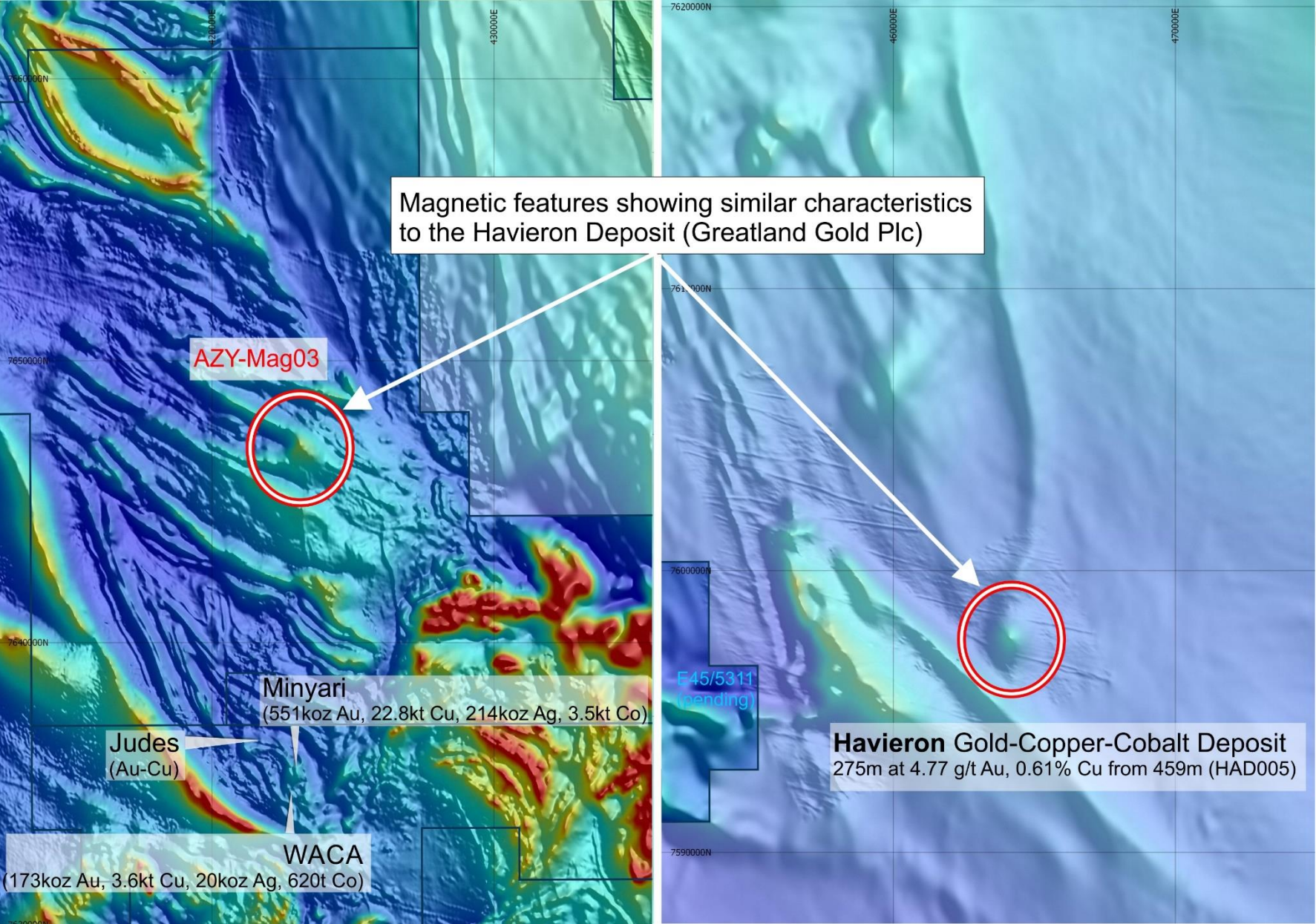


### • AEM target # 28 (“Grey”):

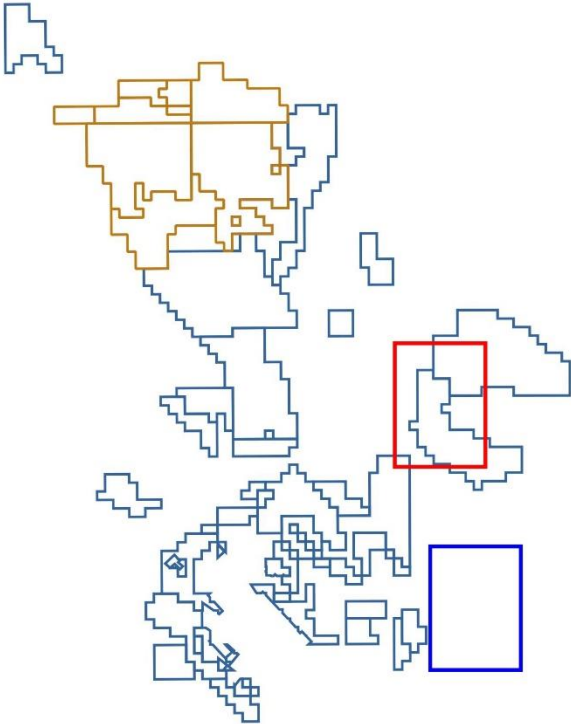
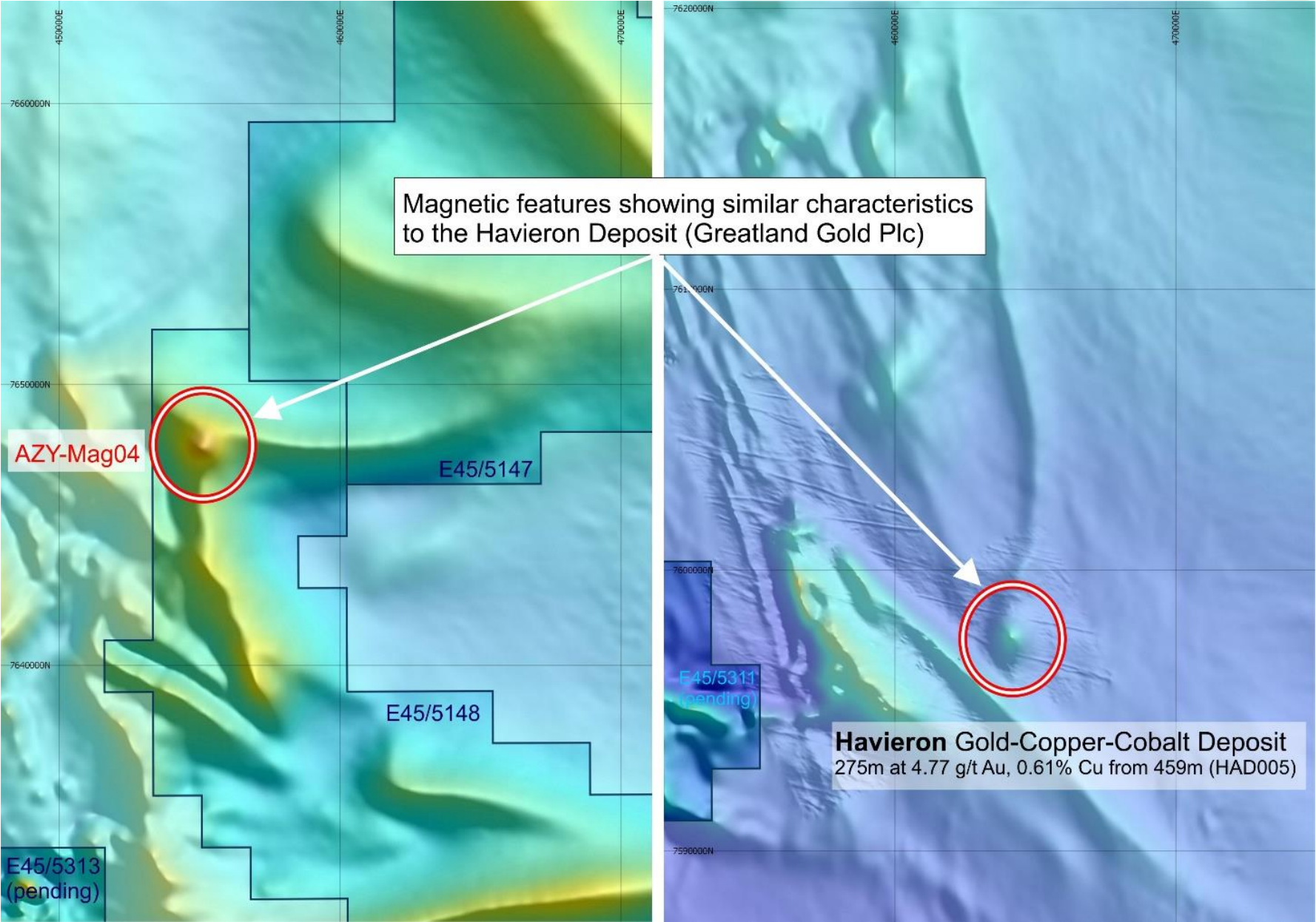
- Within El Paso Structural (dome-syncline) Corridor
- 2019 drilling defined 350m wide copper - cobalt - zinc ± gold ± silver anomaly
- Anomaly near surface and open in all directions (single drill line only of only 8 holes avg. depth 42m)
- Anomaly sits above AEM conductivity target zone – EM target remains untested
- Shallow cover (range approx. 10 to 40m)
- Follow-up RC drilling commenced ± ground geophysics required

### • AEM targets # 24-26 (“Mick’s Lips”):

- Within El Paso Structural (dome-syncline) Corridor
- 2019 drilling defined multiple copper – zinc – silver - cobalt ± arsenic anomalies
- Sequence of quartzites, siltstones and reactive sediments with proximal granitic intrusions and significant structures/faults
- Multiple anomalous Cu, Zn, As, Co V and Ag rock-chip samples immediately northeast of AEM # 25
- Highly prospective for Telfer, Nifty and skarn style mineralisation



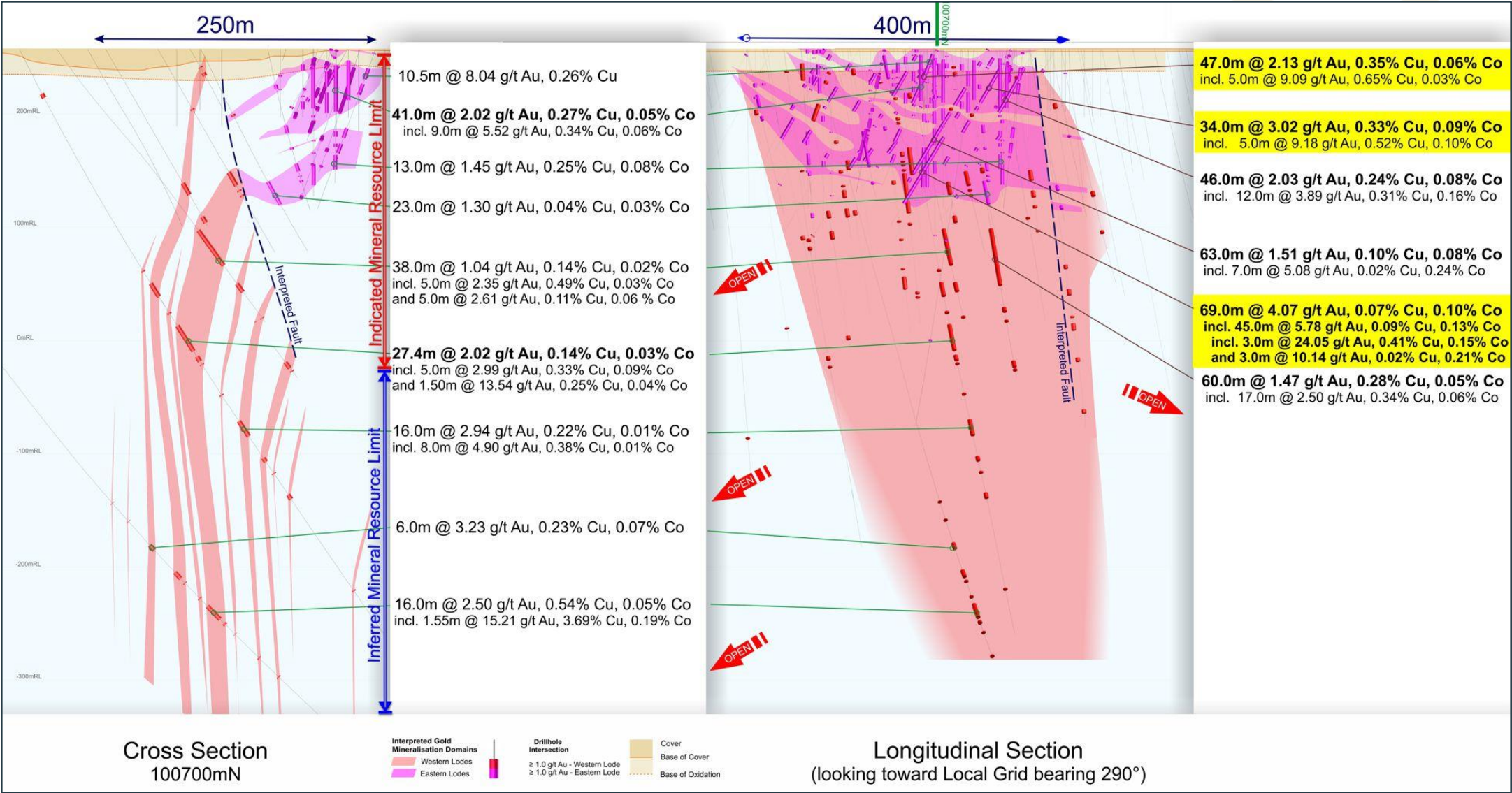






# MINYARI DOME -

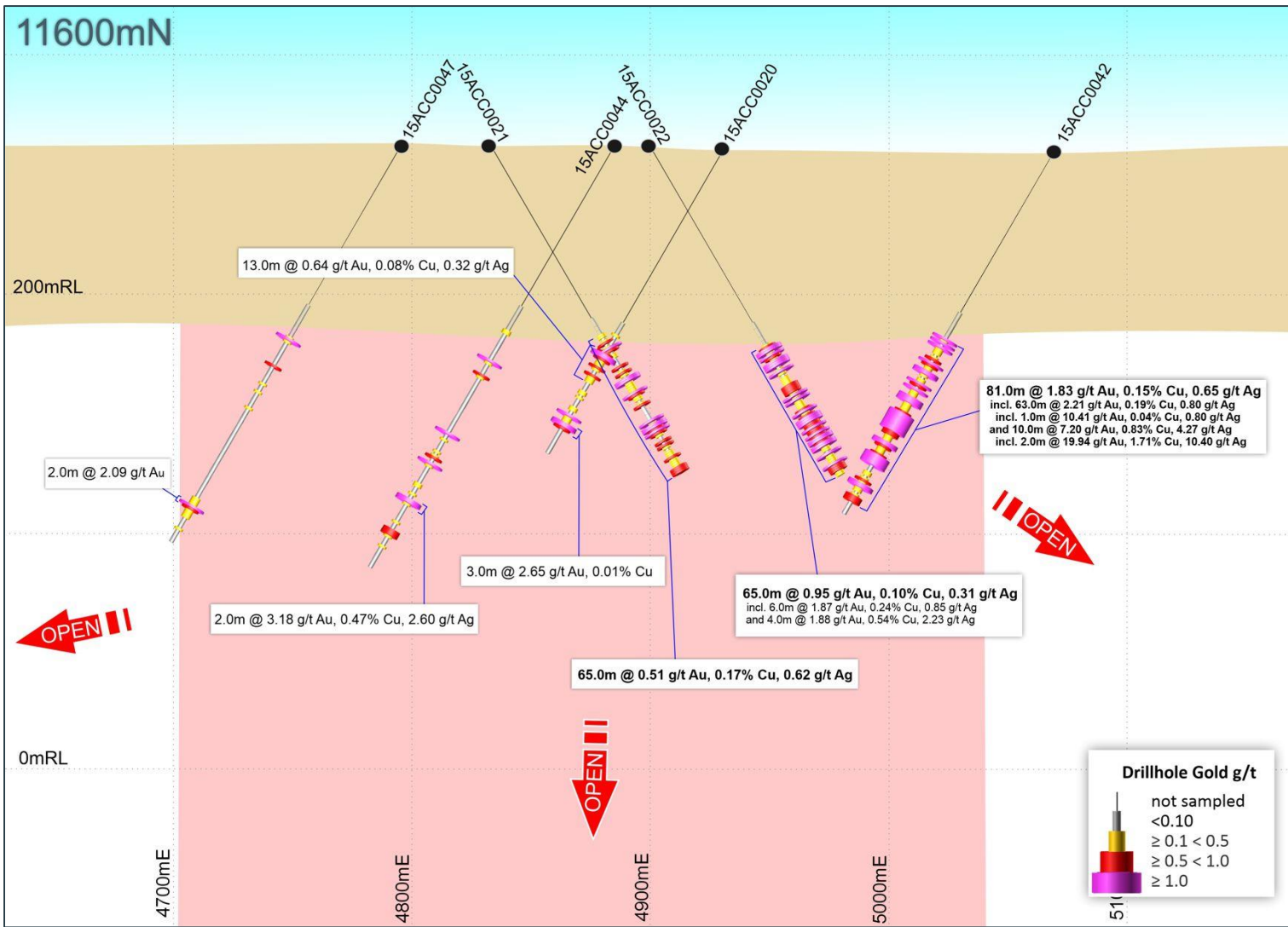
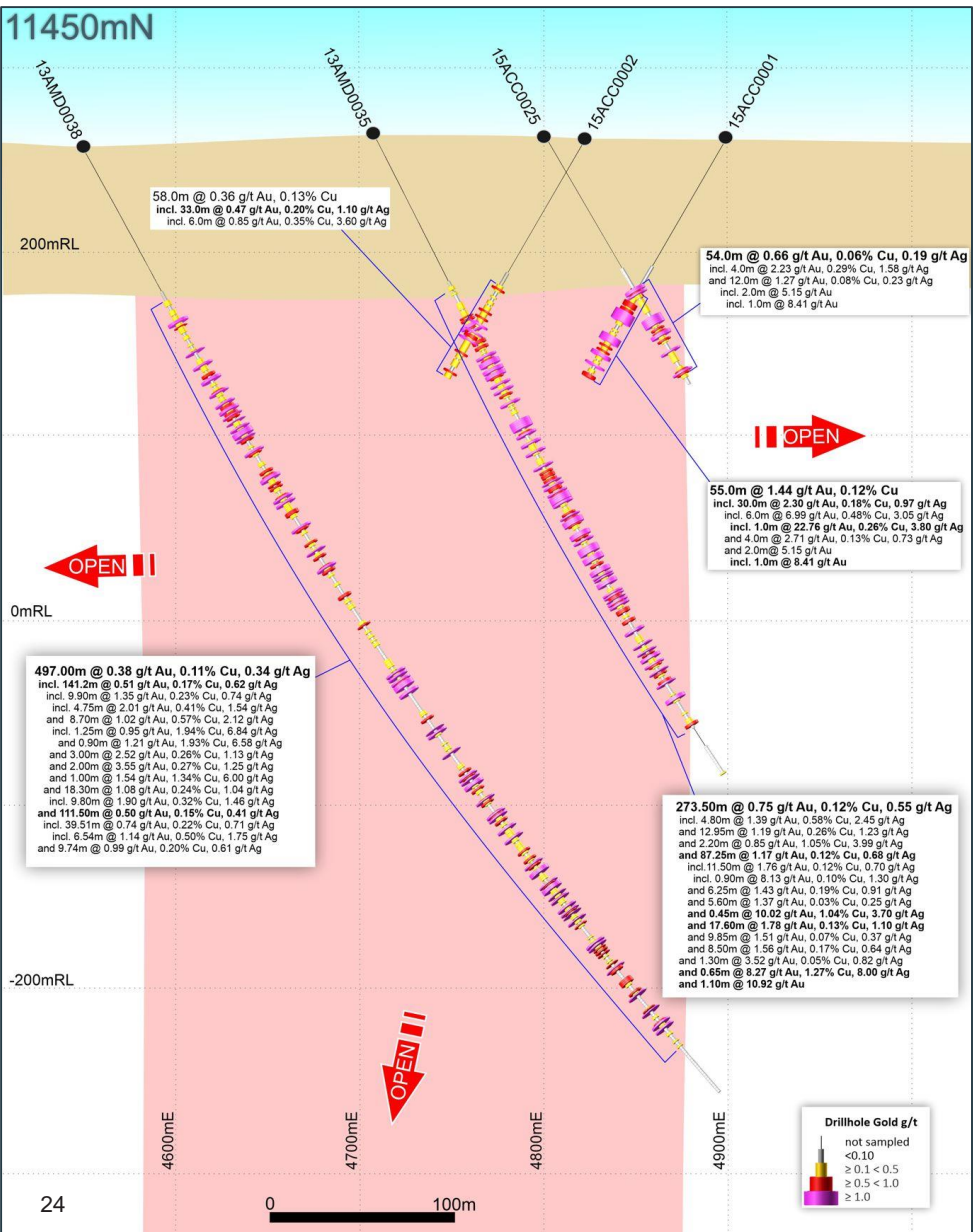
## Established High-grade Shallow Au-Cu-Ag-Co Resource





# CALIBRE DEPOSIT (RIO TINTO FARM-IN)

Significant Au-Cu-Ag-W Resource with growth potential







## Exploration Results

The information in this report that relates to the Exploration Results is extracted from the following reports relating to Antipa's Paterson Province projects created between 2 September 2011 and 22 August 2019, including:

- Report entitled "Citadel Project – VTEM Electromagnetic Survey Extends Existing Magnum Target Area and Defines New Generation of High Priority Targets" created on 2 September 2011;
- Report entitled "Citadel Project – Corker and Magnum Drilling Update" created on 13 June 2012;
- Report entitled "Citadel Project – Corker and Magnum Second Drilling Update" created on 2 July 2012;
- Report entitled "Citadel Project Drilling Update - Exploration Upside Expanded" created on 3 August 2012;
- Report entitled "Citadel Project Phase 2 Drilling Programme – Twin Success" created on 13 December 2012;
- Report entitled "Calibre and Magnum Mineral Resources JORC 2012 Updates" created on 23 February 2015;
- Report entitled "Calibre Deposit Drilling Update (No 1)" created on 18 June 2015;
- Report entitled "Calibre Deposit Drilling Update (No 2)" created on 02 July 2015;
- Report entitled "Calibre Deposit Drilling Update (No 3)" created on 10 July 2015;
- Report entitled "Calibre Deposit Drilling Update (No 4)" created on 28 July 2015;
- Report entitled "Calibre 2015 Phase 2 RC Drilling Update No. 3" created on 17 November 2015;
- Report entitled "Calibre 2015 Drilling Phase 2 Results" created on 16 December 2015;
- Report entitled "Rio Tinto – Antipa Citadel Project Joint Venture" created on 9 October 2015;
- Report entitled "High Grade Gold Mineralisation at Minyari Dome" created on 8 February 2016;
- Report entitled "Citadel Project Exploration Update" created on 15 March 2016;
- Report entitled "Citadel Project Commencement of IP Survey" created on 24 March 2016;
- Report entitled "Minyari Drilling – May 2016 No. 1" created on 2 May 2016;
- Report entitled "Minyari Phase – 2016 Phase 1 Drilling Programme Commences" created on 2 June 2016;
- Report entitled "Citadel Project IP Survey Identifies Multiple Chargeability Anomalies along 20km Calibre Trend" created on 24 June 2016;
- Report entitled "Minyari Reprocessed IP Survey Results" created on 5 July 2016;
- Report entitled "Minyari Drilling Update" created on 20 July 2016;
- Report entitled "Completion of Phase 1 Minyari Deposit RC Drilling Programme" created on 9 August 2016;
- Report entitled "Minyari Drilling Update No. 3" created on 17 August 2016;
- Report entitled "New Gold Opportunity – Tim's Dome South" created on 22 September 2016;
- Report entitled "Minyari Drilling Update No. 4" created on 29 September 2016;
- Report entitled "Citadel Project Rio JV - Exploration Update RC Drilling Programme" created on 10 October 2016;
- Report entitled "Citadel Project Rio JV - RC Drilling Programme Commences" created on 28 October 2016;
- Report entitled "North Telfer Project – Phase 2 Exploration Programme Commences" created on 31 October 2016;
- Report entitled "North Telfer Project and Citadel Project – Phase 2 Exploration Programme Update" created on 16 November 2016;
- Report entitled "Antipa 100% Owned North Telfer Project Minyari Dome Drilling Update No. 1" created on 16 December 2016;
- Report entitled "Citadel Project – 2016 Phase 2 Drilling Programme Update No.2 – Drilling Identifies 4.8km Copper System at Rimfire" created on 16 January 2017;
- Report entitled "Minyari Dome and Citadel - Phase 2 Update" created on 9 February 2017;
- Report entitled "Minyari Dome 2017 Exploration Programme" created on 27 March 2017;
- Report entitled "Citadel Project Rio Funded 2017 Exploration Programme" created on 12 April 2017;
- Report entitled "Rio Tinto Elects to Proceed to Stage 2 of Citadel Farm-In" created on 12 April 2017;
- Report entitled "Minyari Dome 2017 Exploration Programme Commences" created on 13 April 2017;
- Report entitled "Citadel Phase 1 Exploration Programme Commences" created on 13 June 2017;
- Report entitled "Minyari Dome Positive Metallurgical Test-work Results" created on 13 June 2017;
- Report entitled "Company Update June 2017" created on 13 June 2017;
- Report entitled "High –Grade Gold intersected at North Telfer Project" created on 21 June 2017;
- Report entitled "Drilling extends High-Grade Gold Mineralisation at WACA" created on 25 July 2017;
- Report entitled "Antipa Secure High –Grade Gold Chicken Ranch Deposit" created on 2 August 2017;
- Report entitled "High-Grade Gold Mineralisation Strike Extensions at Minyari Deposit" created on 4 August 2017;
- Report entitled "Minyari Dome Phase 1 Final Assay Results – Further Drilling Commencing September" created on 31 August 2017;

- Report entitled "Citadel Project Exploration Update" created on 2 October 2017;
- Report entitled "North Telfer and Paterson Projects - Exploration Update" created on 16 October 2017;
- Report entitled "Citadel Project Exploration Update" created on 8 November 2017;
- Report entitled "Minyari/WACA Deposits Maiden Mineral Resources" created on 16 November 2017;
- Report entitled "Calibre Deposit Mineral Resource Update" created on 17 November 2017;
- Report entitled "Minyari/WACA Air Core Drill Results" created on 5 December 2017;
- Report entitled "Antipa Consolidates Paterson Province Position" created on 21 December 2017;
- Report entitled "Minyari Dome Air Core Drilling Results" created on 29 January 2018;
- Report entitled "Tim's Dome Air Core Drilling Results" created on 31 January 2018;
- Report entitled "Citadel Project 2017 Exploration Update" created on 7 February 2018;
- Report entitled "RIU Explorer's Conference Presentation" created on 22 February 2018;
- Report entitled "Citadel Project 2018 Exploration Programme" created on 27 March 2018;
- Report entitled "Antipa to Commence Major Exploration Programme" created on 1 June 2018;
- Report entitled "Major Exploration Programme Commences" created on 25 June 2018;
- Report entitled "2018 Exploration Programme Update" created on 16 July 2018;
- Report entitled "Minyari Dome – Initial Drill Results" created on 1 August 2018;
- Report entitled "2018-19 Exploration Programme Overview and Update - August" created on 15 August 2018;
- Report entitled "Minyari Dome Excellent Metallurgical Test-work Results" created on 27 August 2018;
- Report entitled "Rio Tinto Resumes Drilling at the Citadel Farm-in Project" created on 15 August 2018;
- Report entitled "Tims Dome IP Survey Identifies Multiple Gold-Copper Targets" created on 4 September 2018;
- Report entitled "Further High-grade Gold Mineralisation at Chicken Ranch" created on 15 September 2018;
- Report entitled "Thick High-grade Copper Mineralisation Intersected" created on 2 October 2018;
- Report entitled "Multiple High Grade Gold-Copper Targets Identified" created on 15 October 2018;
- Report entitled "Chicken Ranch and Minyari Dome Drilling Update" created on 15 November 2018;
- Report entitled "Citadel Project Rio Tinto Joint Venture Aerial Electromagnetic Survey to Identify Gold-Copper Targets" created on 20 November 2018;
- Report entitled "Expanded Greenfield Programme in Paterson Province Commences" created on 10 December 2018;
- Report entitled "Rio Tinto Farm-in Project 2018 Exploration Update" created on 11 December 2018;
- Report entitled "Resource Growth Potential and Additional Brownfields Targets" created on 11 December 2018;
- Report entitled "Greenfield Programme Identifies Haviron Lookalike Anomalies" created on 14 February 2019;
- Report entitled "Antipa to Commence Major Greenfields Exploration Programme" created on 18 February 2019;
- Report entitled "RIU Explorers Conference Presentation Materials" created on 19 February 2019;
- Report entitled "Investor Presentation" created on 25 March 2019;
- Report entitled "Multiple Gold-Copper Targets identified at Citadel Project" created on 25 March 2019;
- Report entitled "Indicative \$3.4M 2019 Citadel Exploration Programme" created on 27 March 2019;
- Report entitled "Major Greenfields Drilling Programme Commences" created on 7 May 2019;
- Report entitled "Chicken Ranch and Tims Dome Maiden Mineral Resources" created on 13 May 2019;
- Report entitled "Citadel Rio Tinto/Antipa Farm-in Project \$3.4M 2019 Exploration Programme" created on 16 May 2019.
- Report entitled "Citadel Rio Tinto/Antipa Farm-in Project \$3.4M 2019 Exploration Programme" created on 1
- Report entitled "Corporate Presentation London 121 Conference" created on 20 May 2019;
- Report entitled "Antipa Provides Update on 2019 Exploration Programme" created on 18 June 2019;
- Report entitled "Antipa Provides Further Update on 2019 Exploration Programme" created on 16 July 2019;
- Report entitled "Exploration Update on Rio Tinto-Antipa Citadel Farm-in" created on 29 July 2019;
- Report entitled "Exploration Update - 100% Owned Paterson Province Tenure" created on 22 August 2019; and
- Report entitled "Calibre Drilling Commences on the Rio Tinto – Antipa Citadel Farm-in Project" created on 6 September 2019.

All of which are available to view on [www.antipaminerals.com.au](http://www.antipaminerals.com.au) and [www.asx.com.au](http://www.asx.com.au). The Company confirms that it is not aware of any new information or data that materially affects the information included in the original market announcements.

The Company confirms that the form and context in which the Competent Person's findings are presented have not been materially modified from the original market announcements.

# COMPETENT PERSONS STATEMENT – Mineral Resources



## **Competent Persons Statement – Mineral Resource Estimations for the Minyari-WACA Deposits, Calibre Deposit, Magnum Deposit and Chicken Ranch Area Deposits and Tim's Dome Deposit**


The information in this report that relates to the estimation and reporting of the Minyari-WACA deposits Mineral Resources is extracted from the report entitled "*Minyari/WACA Deposits Maiden Mineral Resources*" created on 16 February 2018, the Calibre deposit Mineral Resource information is extracted from the report entitled "*Calibre Deposit Mineral Resource Update*" created on 17 February 2018, the Magnum deposit Mineral Resource information is extracted from the report entitled "*Calibre and Magnum Deposit Mineral Resource JORC 2012 Updates*" created on 23 February 2015 and the information in this report that relates to the estimation and reporting of the Chicken Ranch Area Deposits and Tim's Dome Deposit Mineral Resources is extracted from the report entitled "*Chicken Ranch and Tims Dome Maiden Mineral Resources*" created on 13 May 2019, all of which are available to view on [www.antipaminerals.com.au](http://www.antipaminerals.com.au) and [www.asx.com.au](http://www.asx.com.au). The Company confirms that it is not aware of any new information or data that materially affects the information included in the original market announcements. The Company confirms that the form and context in which the Competent Person's findings are presented have not been materially modified from the original market announcements.

## **Gold Metal Equivalent Information**

Magnum Mineral Resource AuEquiv cut-off grade – Gold Equivalent (AuEquiv) details of material factors and metal equivalent formula are reported in "Calibre and Magnum Mineral Resources JORC 2012 Updates" created on 23 February 2015 ([www.antipaminerals.com.au/wp-content/uploads/2018/02/2015-02-23.pdf](http://www.antipaminerals.com.au/wp-content/uploads/2018/02/2015-02-23.pdf)).

Calibre Mineral Resource AuEquiv cut-off grade – Gold Equivalent (AuEquiv) details of material factors and metal equivalent formula are reported in "*Calibre Deposit Mineral Resource Update*" created on 17 February 2018 ([www.antipaminerals.com.au/wp-content/uploads/2017/12/Calibre-Deposit-Mineral-Resource-Update.pdf](http://www.antipaminerals.com.au/wp-content/uploads/2017/12/Calibre-Deposit-Mineral-Resource-Update.pdf)).





# ANTIPAMINERALS

[WWW.ANTIPAMINERALS.COM.AU](http://WWW.ANTIPAMINERALS.COM.AU)