



Technical Update on Gold: An intro to the Midas Gold Model

Presentation by Florian Grummes

MIDAS TOUCH

C O N S U L T I N G

www.midastouch-consulting.com

Disclaimer & Limitation of Liability

All published information represents the opinion and analysis of Mr Florian Grummes, based on data available to him, at the time of writing. Mr. Grummes's opinions are independent and his own and are not a recommendation or an offer to buy or sell securities.

As trading and investing in any financial markets may involve serious risk of loss, Mr. Grummes recommends that you consult with a qualified investment advisor, one licensed by appropriate regulatory agencies in your legal jurisdiction and do your own due diligence and research when making any kind of a transaction with financial ramifications.

Although a qualified and experienced stock market analyst, Florian Grummes is not a Registered Securities Advisor. Therefore Mr. Grummes's opinions on the market and stocks can only be construed as a solicitation to buy and sell securities when they are subject to the prior approval and endorsement of a Registered Securities Advisor operating in accordance with the appropriate regulations in your area of jurisdiction. Past results are not necessarily indicative of future results.

The passing on and reproduction of this presentation is only legal with a written permission of the author.

TECHNICAL UPDATE ON GOLD

80-97% of all traders & investors are losing money in the markets

- 1. No Plan
- 2. No Position Sizing
- 3. No Money Management
- 4. Psychology

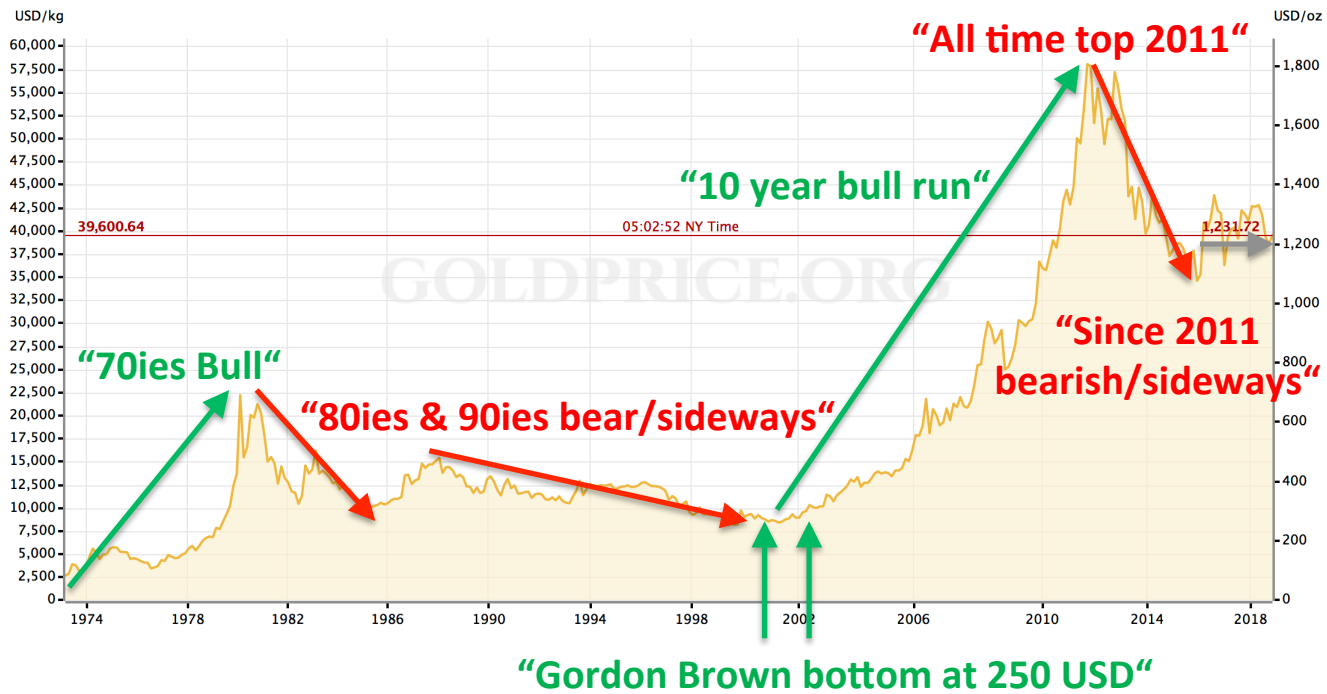
The only thing that works is a principle based approach

- 1. What are principles
- 2. Buy low sell high
- 3. Let your winnings run
- 4. Cut your losses short

Quantitative Approach

- 1. Technical Analysis & Ratios
- 2. Commitment of Trades
- 3. Sentiment
- 4. Seasonality

GOLD - THE BIG PICTURE



GOLD - MONTHLY CHART

MidasTouchConsulting published on TradingView.com, November 05, 2018 12:08 CET
FX_IDCXAUSD, 1M 1232.39 ▼ -0.14 (-0.01%) O: 1214.55 H: 1237.60 L: 1214.55 C: 1232.40



GOLD - WEEKLY CHART

MidasTouchConsulting published on TradingView.com, November 05, 2018 12:08 CET
FX_IDCXAUSD, 1W 1232.29 ▼ -0.24 (-0.02%) O:1232.66 H:1235.11 L:1230.76 C:1232.37

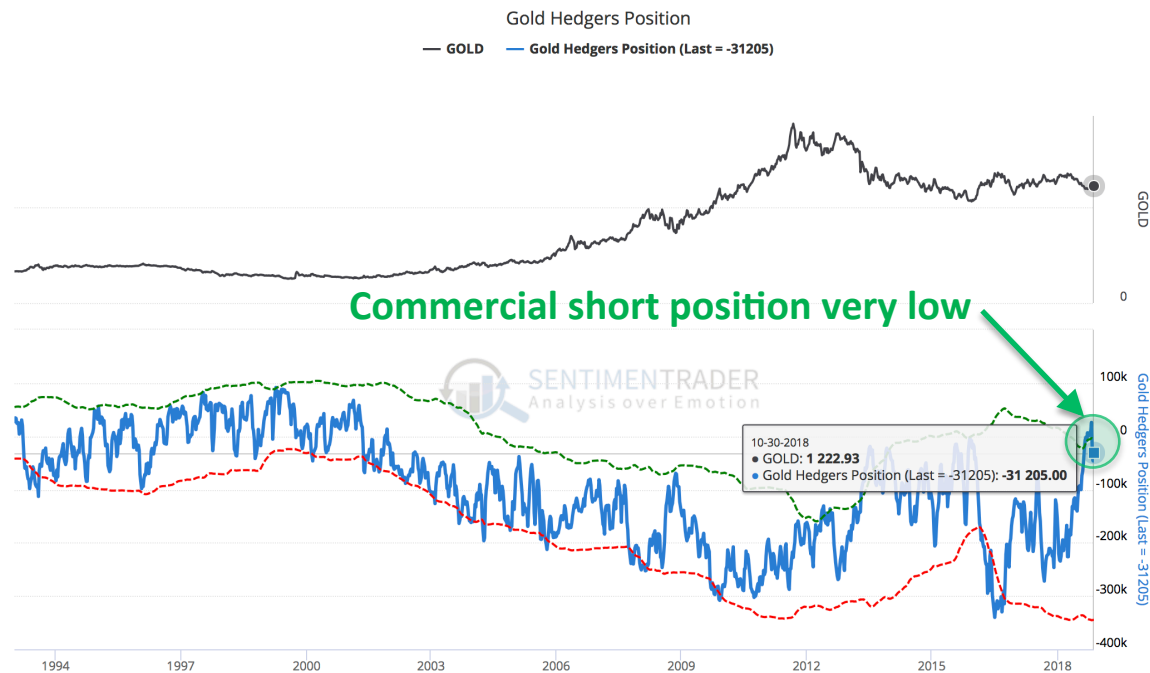


GOLD - DAILY CHART

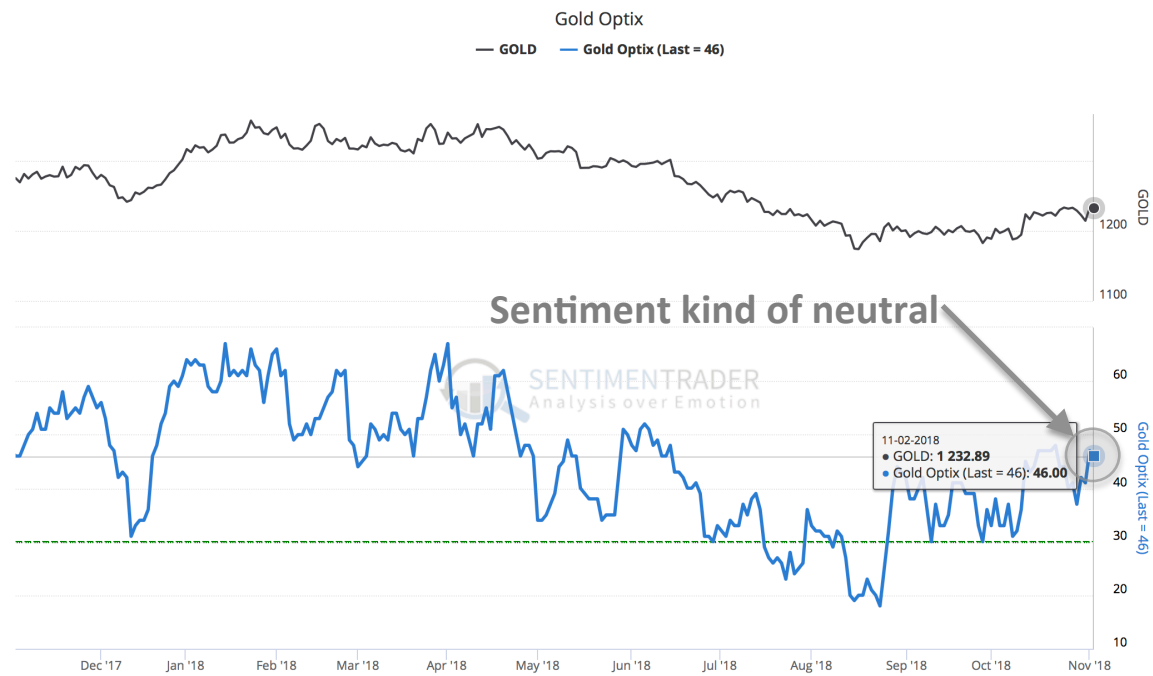
MidasTouchConsulting published on TradingView.com, November 06, 2018 07:13 CET
 FX_IDCXAUSD, 1D 1229.89 ▼ -1.38 (-0.11%) O:1231.30 H:1231.90 L:1228.80 C:1229.89



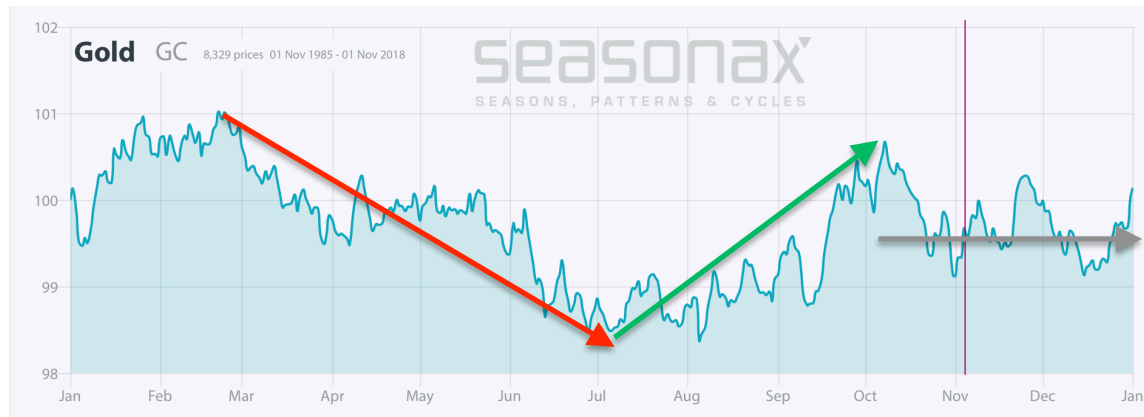
GOLD – COT REPORT



GOLD – SENTIMENT

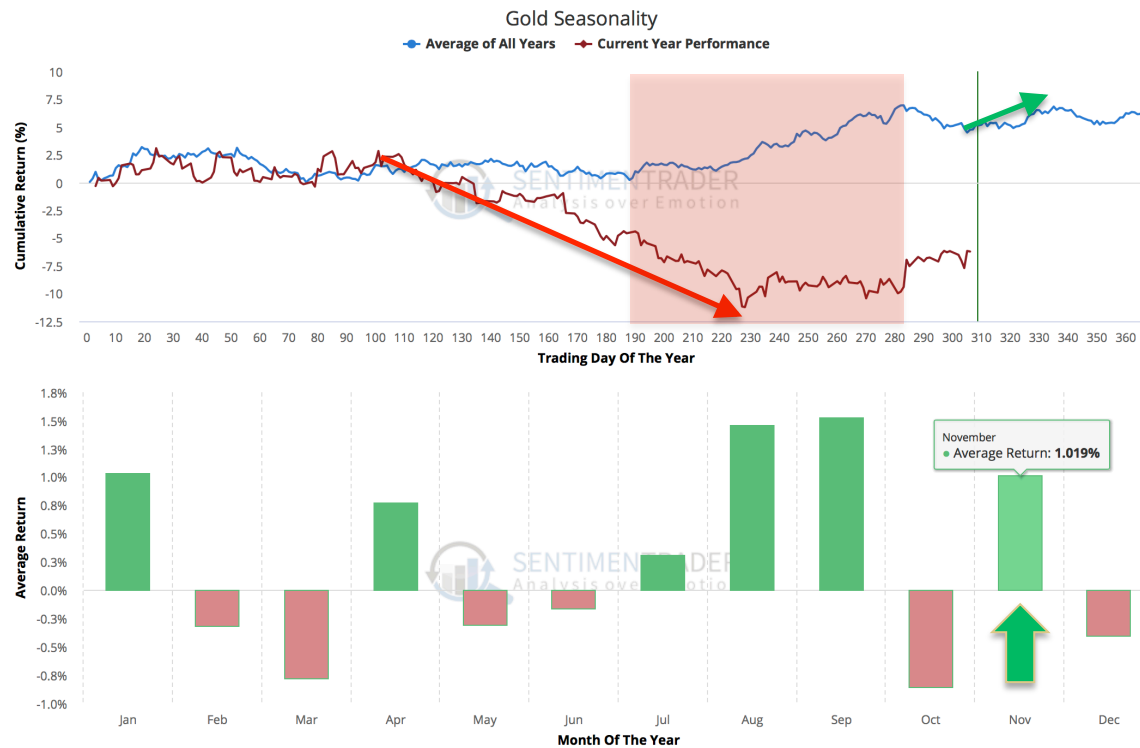


GOLD – SEASONAX



Seasonality rather neutral

GOLD – SEASONALITY



Seasonality generally bullish

THE MIDAS TOUCH GOLD MODEL

The Midas Touch Gold Model™ 11/06/2018				Version 1.2
Gold USD - Monthly Chart	\$1,228.72	Sell Signal 07/17/18, reversal @ \$1,334.81		Bearish
Gold USD - Weekly Chart	\$1,228.72	Buy Signal 10/11/18, reversal @ \$1,176.89	Bullish	
Gold USD - Daily Chart	\$1,228.72	Buy Signal 10/11/18, reversal @ \$1,218.80	Bullish	
Gold Volatility CBOE Index	12.39	Volatility at very low levels		Neutral
Gold CoT-Report	-31,205	Commercial short position very low	Bullish	
Gold Sentiment	46	Sentiment neutral		Neutral
Gold Seasonality	November	Statistically +1.019, supportive until the end of the year	Bullish	
Ratio DowJones/Gold	20.66	Sell Signal 11/25/16, reversal @ 19.85		Bearish
Ratio Gold/Silver	84.13	Buy Signal 09/24/18, reversal @ 85.48	Bullish	
Ratio Gold/Oil	19.53	Buy Signal 10/22/18, reversal @ 16.17	Bullish	
Ratio Gold/Commodities (GNX)	2.73	Buy Signal 10/11/18, reversal @ 2.47	Bullish	
SPDR Gold Trust Holdings (GLD)	757.29t	Plus 15.06t during the last two months weeks		Neutral
Gold in \$, €, £, ¥	4 out of 4	Gold up against \$, ¥, € & £ over 1 month		Neutral
Gold in Indian Rupee	89,634₹	Sell Signal 10/24/18, reversal @ 90,798₹		Bearish
Gold in Chinese Yuan	8,507.8¥	Sell Signal 10/30/18, reversal @ 8,589.5¥		Bearish
GDX Goldminers - Daily Chart	\$18.78	Sell Signal 10/29/18, reversal @ \$20.11		Bearish
GDX Goldminers Sentiment	54	Sentiment neutral		Neutral
US-Dollar - Daily Chart	96.08	Sell Signal 11/02/18, reversal @ 96.96, positive for gold	Bullish	
US-Dollar CoT-Report	-44,044	Commercial short position slightly bullish	Bullish	
US Real Interest Rate	0.160%	3-month T-bill yield (2.36%) - change in the CPI (2.20%)		Neutral
Gold Model is in Neutral/Sideways Mode since 24th of May 2018				
© 2018 Midas Touch Consulting/Florian Grummes			MIDAS TOUCH CONSULTING	

GOLD – SCENARIOS

MidasTouchConsulting published on TradingView.com, November 06, 2018 07:13 CET
 FX_IDCXAUSD, 1D 1229.89 ▼ -1.38 (-0.11%) O:1231.30 H:1231.90 L:1228.80 C:1229.89



Created with TradingView

CONCLUSION

**„In the end,
truth is always relative
but only when one has looked at it
from as many different perspectives as possible
you have really come closer to her....“**

Florian Grummes

A portrait of a smiling man with short brown hair, wearing a dark suit, white shirt, and a pink and white striped tie. The background of the slide features a blurred image of gold coins and a gold bar.

- Analysis & research on our website
- Weekly free update on our Gold Model
- Telegram Channel Mastermind Group
- Consulting for mining companies
- Media coverage & promotion
- Cryptocurrency consulting & trading

Bitcoin, Ethereum, Litecoin, Monero, Zcash, Dash, Ripple, Cardano, and other cryptocurrency logos are displayed in a row.

MIDAS TOUCH

CONSULTING



Thank you very much

Florian Grummes

www.midastouch-consulting.com

