



TSX.V: RDS

***CREATING VALUE IN A
WORLD RENOWNED
GOLD MINING CAMP***

***Precious & Battery Metals Summit
Zurich, November 2018***

**GOLD RUNS
IN OUR
VEINS**



Cautionary Statement



CAUTIONARY STATEMENT REGARDING FORWARD-LOOKING INFORMATION

Except for historical information certain statements included in this presentation are forward-looking statements within the meaning of Canadian securities laws. Such statements may include words such as “Anticipates”, “schedule”, “projects”, “plans”, “targets”, “programs”, “continues”, “estimates”, “could”, “should”, “would” or “will”. Forward-looking statements made in this presentation involve significant risks and uncertainties. These risks and uncertainties include the inherent risks involved in the exploration and development of mineral properties. the uncertainties involved in interpreting drilling results and other geological data. fluctuating metal prices. the possibility of project cost overruns or unanticipated costs and expenses. uncertainties relating to the availability and costs of financing needed in the future. and other factors. The Corporation disclaims any intention or obligation to update forward-looking statements if circumstances or management’s estimates or opinions should change. The reader is cautioned not to place undue reliance on forward-looking statements.

All references to currency made in this presentation are in Canadian dollars unless otherwise stated.

Tony Brisson, P.Geo., acts as a Qualified Person as defined in National Instrument 43-101 and has reviewed and approved the technical information in this presentation.

THE O'BRIEN PROJECT

100% OWNED

EXPERIENCED
TEAM WITH
+13%
OWNERSHIP

LOCATED IN A WORLD RENOWNED MINING CAMP
AND A TOP TIER MINING JURISDICTION

INDICATED
RESOURCE
INCREASED
BY 95%
IN Q1 2018

HIGH
EXPLORATION
POTENTIAL

2016-2018
+40,000 M
DRILLED AT
\$ 100 / M

2019
UNDERGROUND
EXPLORATION
PROGRAM

Board of directors

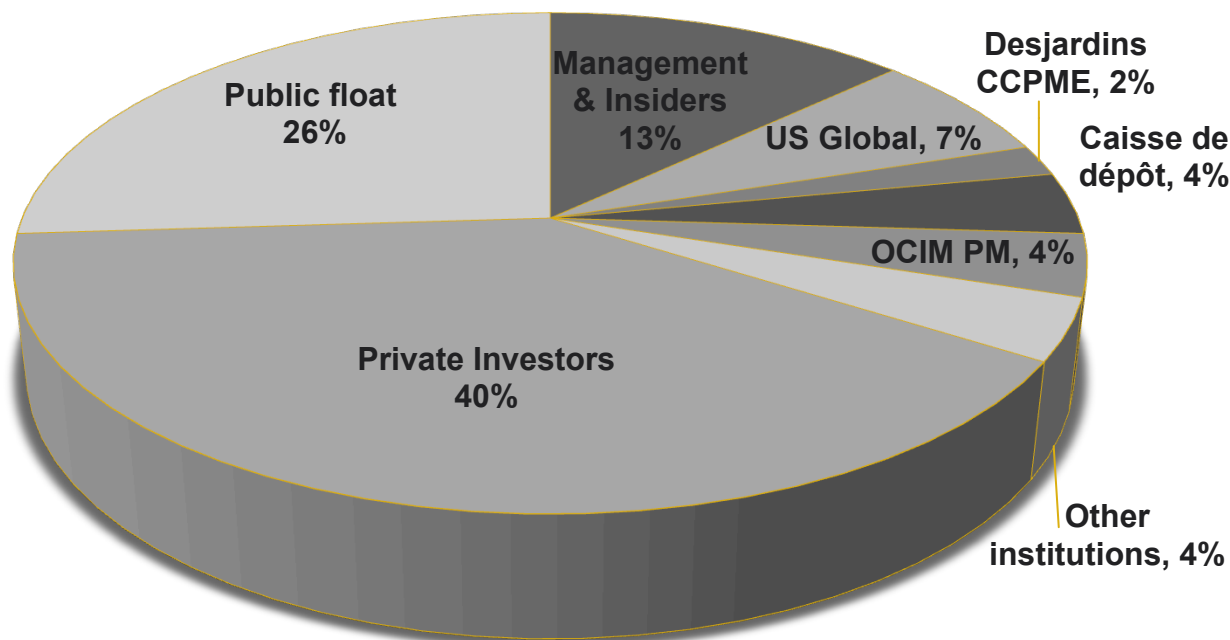
DENIS LACHANCE , Eng. Chairman of the Board	<ul style="list-style-type: none"> • President of Koniambo Nickel SAS > 7G\$ • Vice president operations at Xstrata Nickel (Raglan) • GM for Noranda Inc. • GM for TVX Gold Inc. (Casa Berardi) • GM for Agnico Eagle Mines (Joutel division and Goldex project).
MARIO BOUCHARD President & CEO	<ul style="list-style-type: none"> • 25 years in the Brokerage industry • President of Admirio Industriel inc. • CIM Rouyn-Noranda branch director for 26 years
RÉJEAN GOURDE , Eng. Director	<ul style="list-style-type: none"> • President & CEO of Reunion Gold • More than 40 years of experience in the industry • 12 years with Falconbridge and Ressources Aiguebelle • Senior VP of Guiana Shield division of Cambior
JEAN DION Director	<ul style="list-style-type: none"> • Visionary and one of the most influential entrepreneurs in Rouyn-Noranda • Founded the Dion group in the 90s (more than 350 employees now)
TONY BRISSON Director	<ul style="list-style-type: none"> • 26 years of experience in Geology • Exploration Manager for Goldcorp Inc. (Eleonore Mine) • VP of exploration Cogitore Resources Inc. • Chief Geologist for Cambior Inc.
LUC SIMONEAU Director	<ul style="list-style-type: none"> • President & founder of Micro ML inc. a computer and IT firm

Management



MARIO BOUCHARD President & CEO	<ul style="list-style-type: none">• See previous page
DENIS LACHANCE. P. Eng, Interim CFO	<ul style="list-style-type: none">• See previous page
RICHARD NIEMINEN. P. Geo, Exploration Manager, QP	<ul style="list-style-type: none">• Close to 30 years of experience in Geology• Former Chief geologist at BraceMac-McLeod Mine• Twice, he was a member of a geological team that received the AEMQ Prospector of the Year Award for the discovery of deposits in Quebec (West Ansil in 2005, and Bracemac-McLeod in 2007)
HUBERT P. BOUCHARD Corporate Development	<ul style="list-style-type: none">• Joined Radisson in 2014• Treasurer and Director of Rouyn-Noranda branch of CIM• 7 years in accounting for La Capitale assurances générales and a renowned mining contractor in the Abitibi area.

Investment summary



Capital structure*

Outstanding shares	134.2M
Closing price	C\$ 0.10
Market capitalization	C\$ 15.4M
Options	3.7M
Warrants	13.9M
Fully diluted	151.8M
52 week high / low	\$ 0.25 - \$0.09

* As November 1, 2018



Caisse de dépôt et placement
du Québec



OCIM
PRECIOUS METALS



THE OLD O'BRIEN MINE

RICHEST MINE BY GRADE IN QUEBEC, CANADA

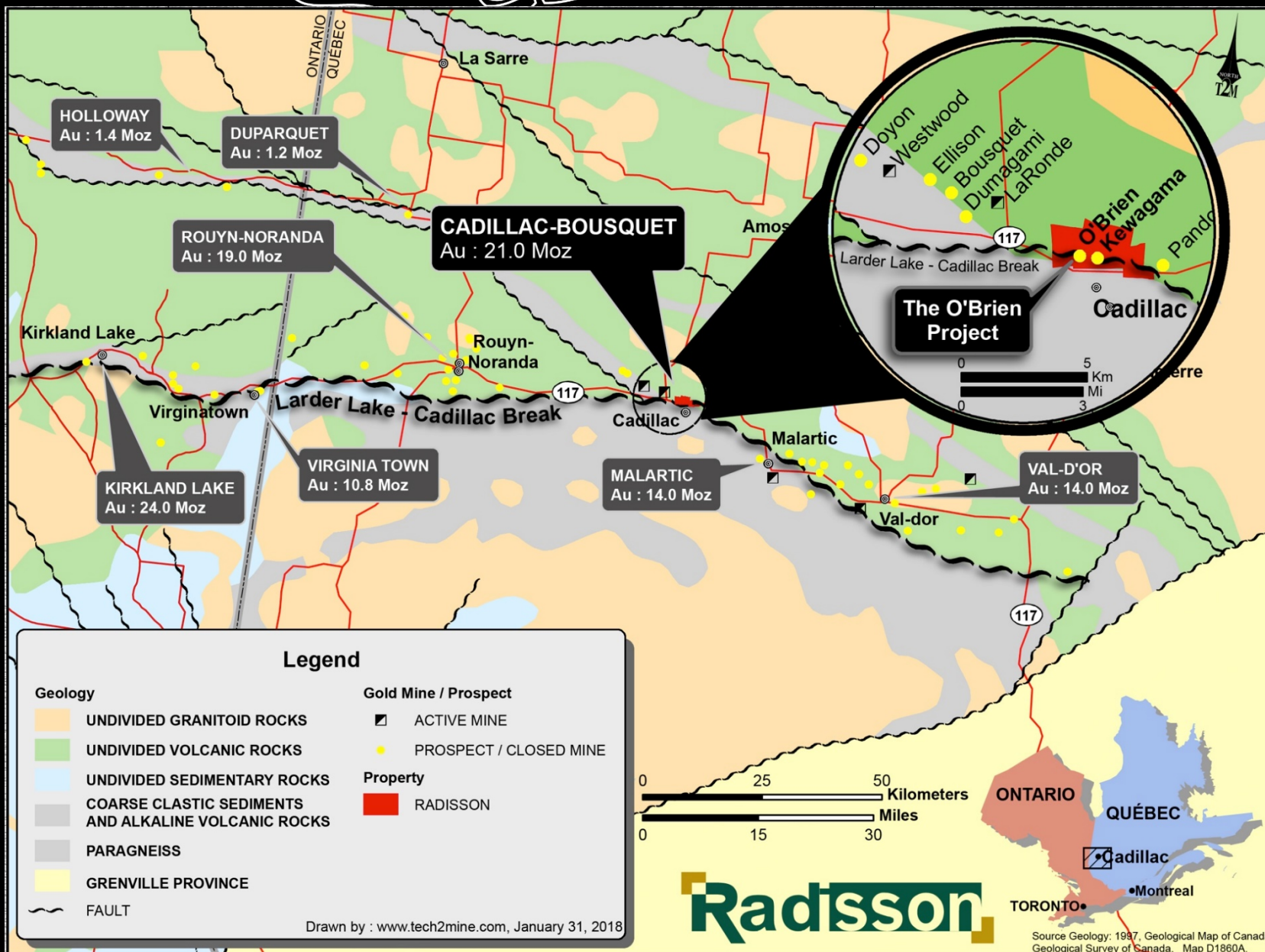


HISTORIC PRODUCTION
1.2M TONS AT 15.25 G/T AU FOR 587,121 OZ¹

1. 43-101 Technical report for the O'Brien project, Abitibi, Québec, InnovExplo, March 20, 2018

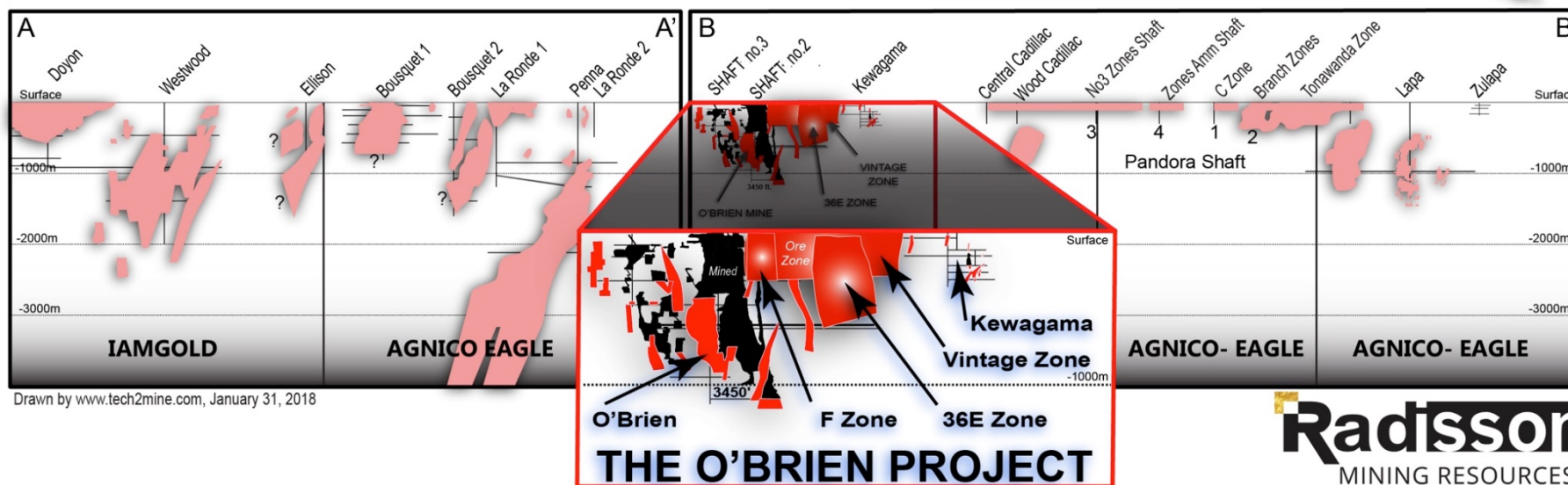
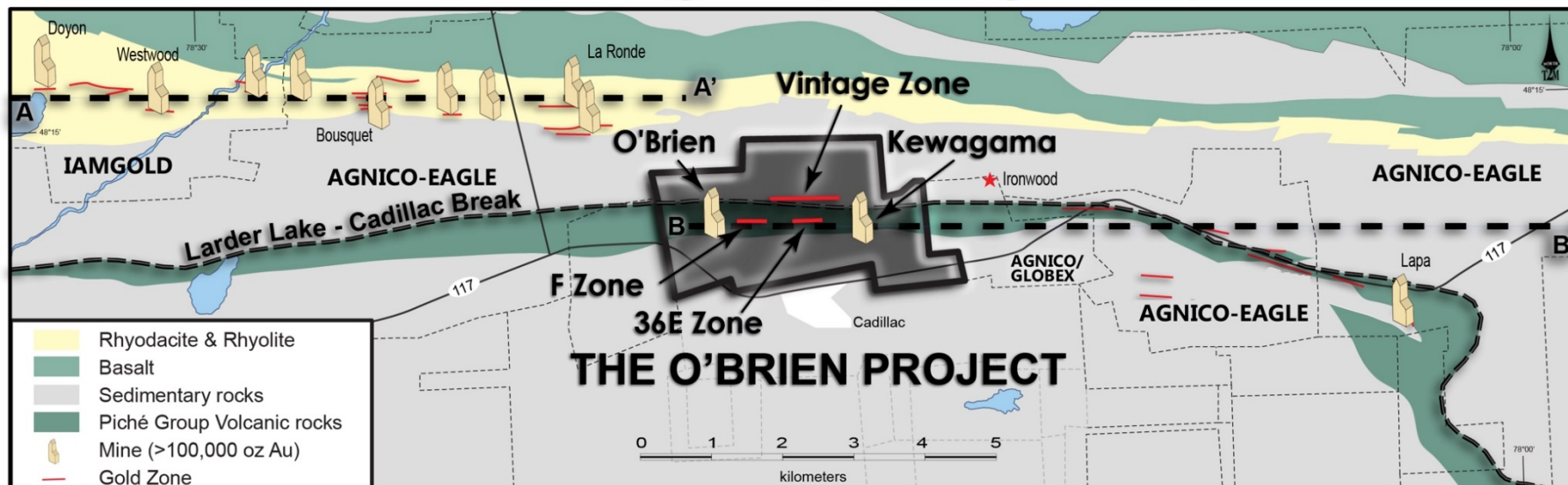
Regional setting

Radisson
MINING RESOURCES

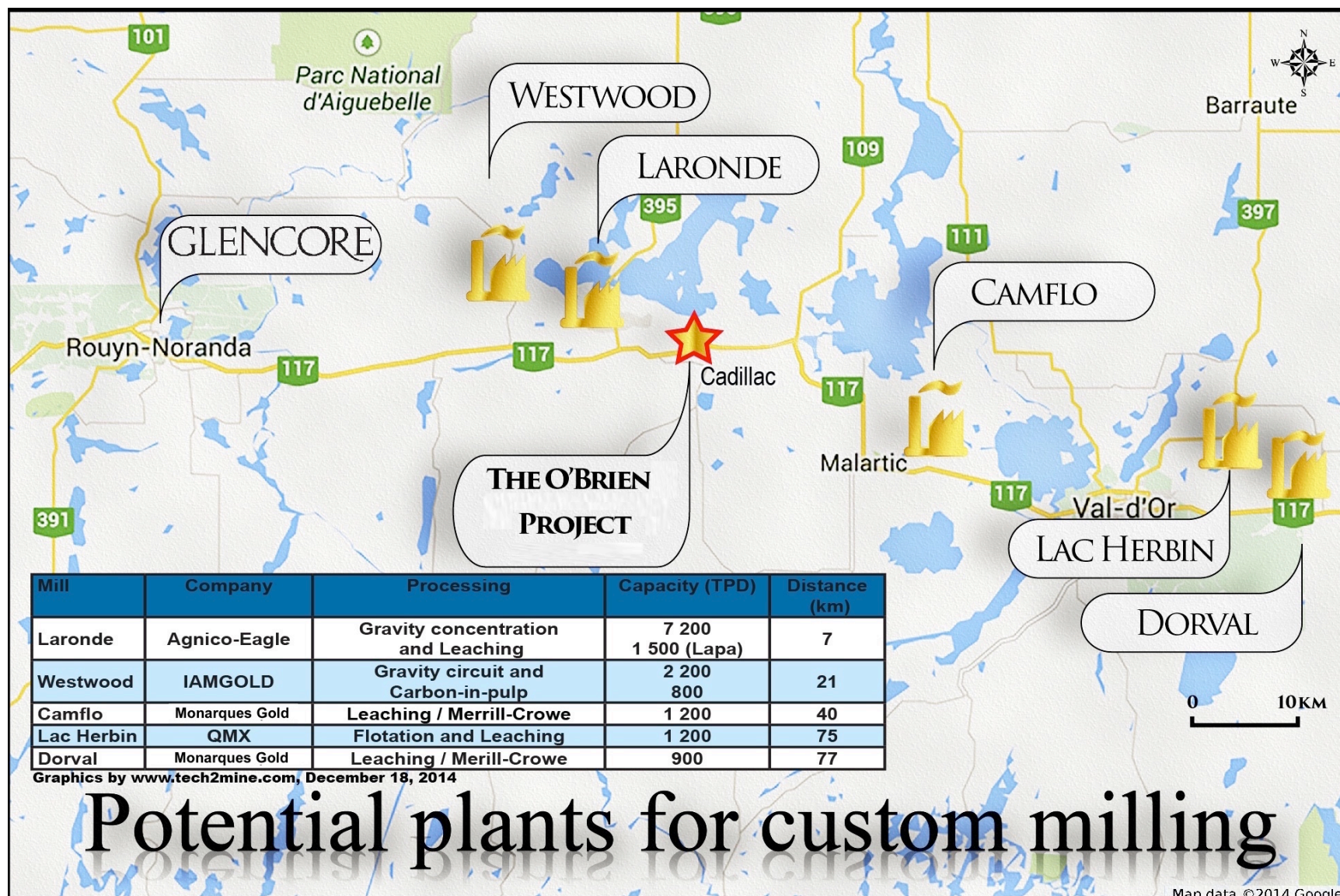


World class mining Camp

Cadillac Mining Camp Geological Map



5 mills available within 75 km



Q1: Resource estimate update 95% increase in the indicated category



Current Resources

	Indicated resources			Inferred resources		
	Tonnage	Grade g/t Au	Ounces	Tonnage	Grade g/t Au	Ounces
March 2018¹	1,125,447	6.45	233,491	1,157,021	5.22	194,084
April 2013²	560,000	5.91	106,000	317,000	6.53	67,000
Variation	+120%			+190%		

Historic Resources

	Historic		
	Tonnage	Grade g/t Au	Ounces
Old O'Brien mine²	539,327	6.53	110,786


Historic Production

	Historic Production		
	Tonnage	Grade g/t Au	Ounces
Old O'Brien mine³	1,197,147	15.25	587,121

1. 43-101 Technical report for the O'Brien project, Abitibi, Québec, InnovExplo, March 20, 2018
2. These "resources" are historical in nature and should not be relied upon. It is unlikely they conform to current NI 43-101 criteria or to CIM Standards and Definitions, and they have not been verified to determine their relevance or reliability.
3. 43-101 Technical report for the O'Brien project, Abitibi, Québec, InnovExplo, March 20, 2018

Preliminary metallurgical test

- **11.13 g/t Au** average grade obtained^{1,2}
 - ✓ **53.3%** above sample grade
- **59.2%** recovery by gravity concentration²
- **Total** recovery of up to **94%**²
- ✓ **Additional metallurgical testing underway**
 - ✓ Measure possible high grading in projected bulk sample area

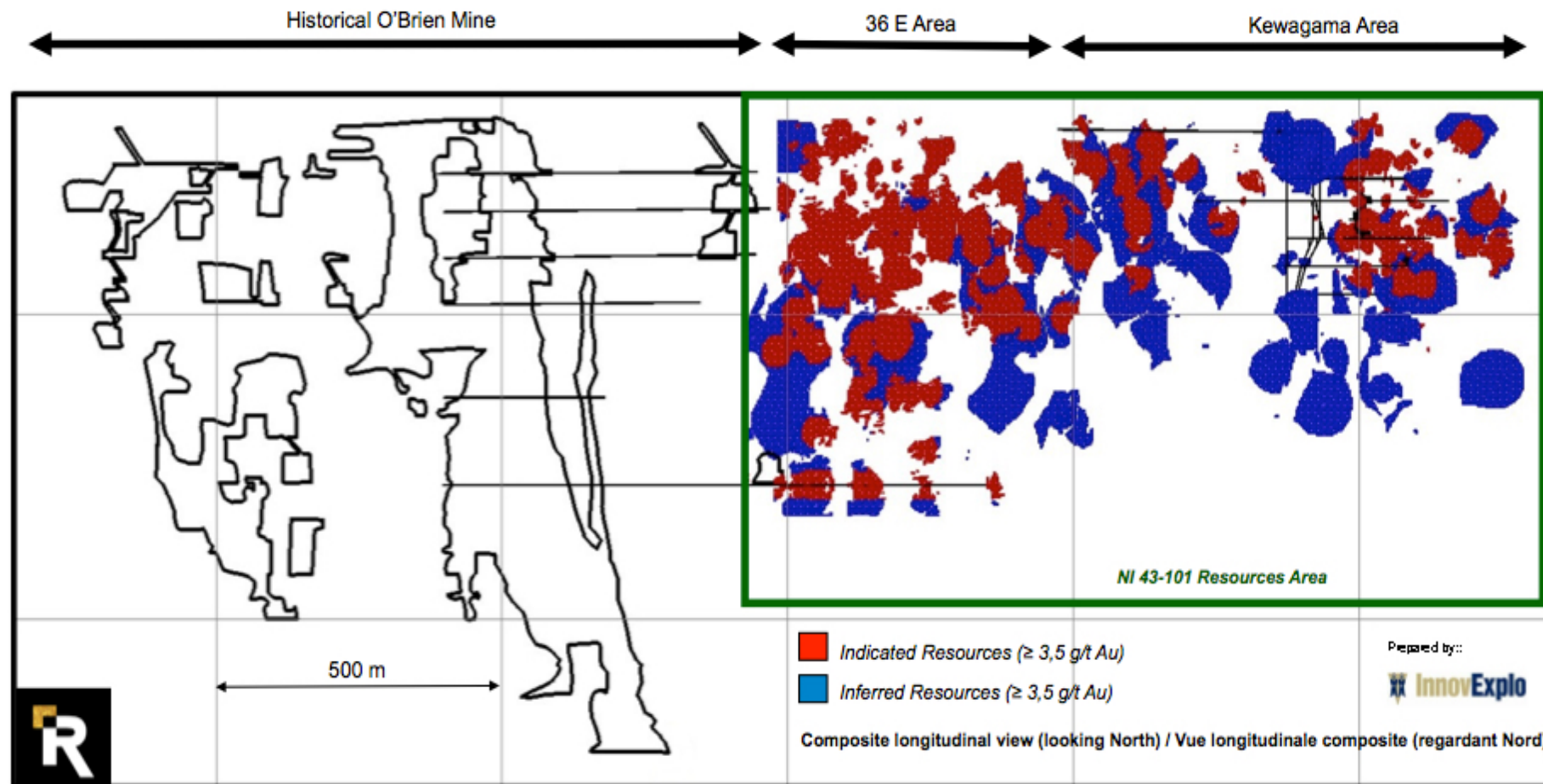


1. Sample tested totalled 61 kg and graded 7.26 g/t Au. It consisted of composite core lengths from the main structures of 36E area.
2. See press release of August 26, 2014

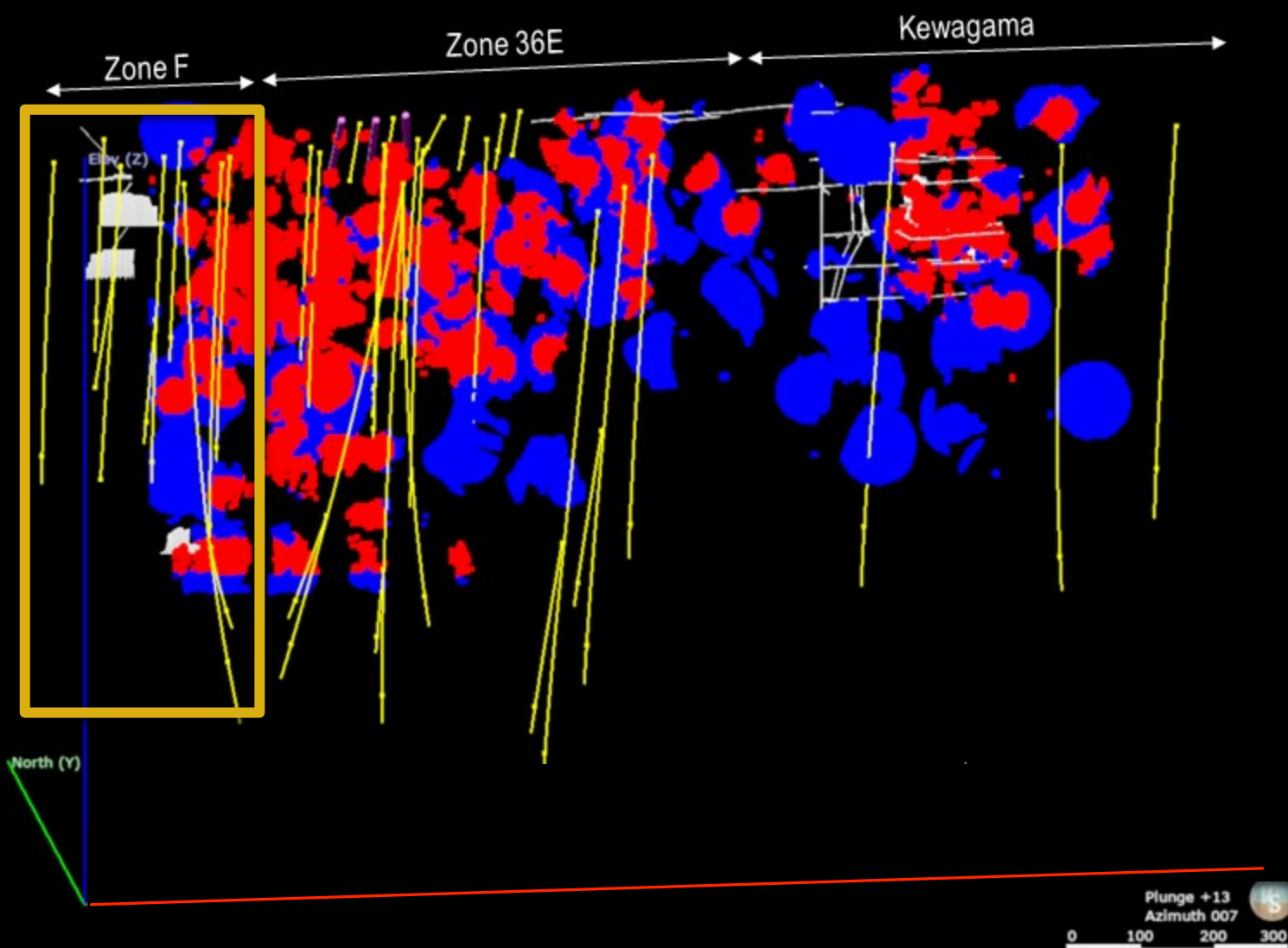
2018 Resource estimate update 29,787 m of drilling incorporated



2018 O'Brien Project Resources



Towards 1,000 oz per vertical meter 11,000 m drill program underway

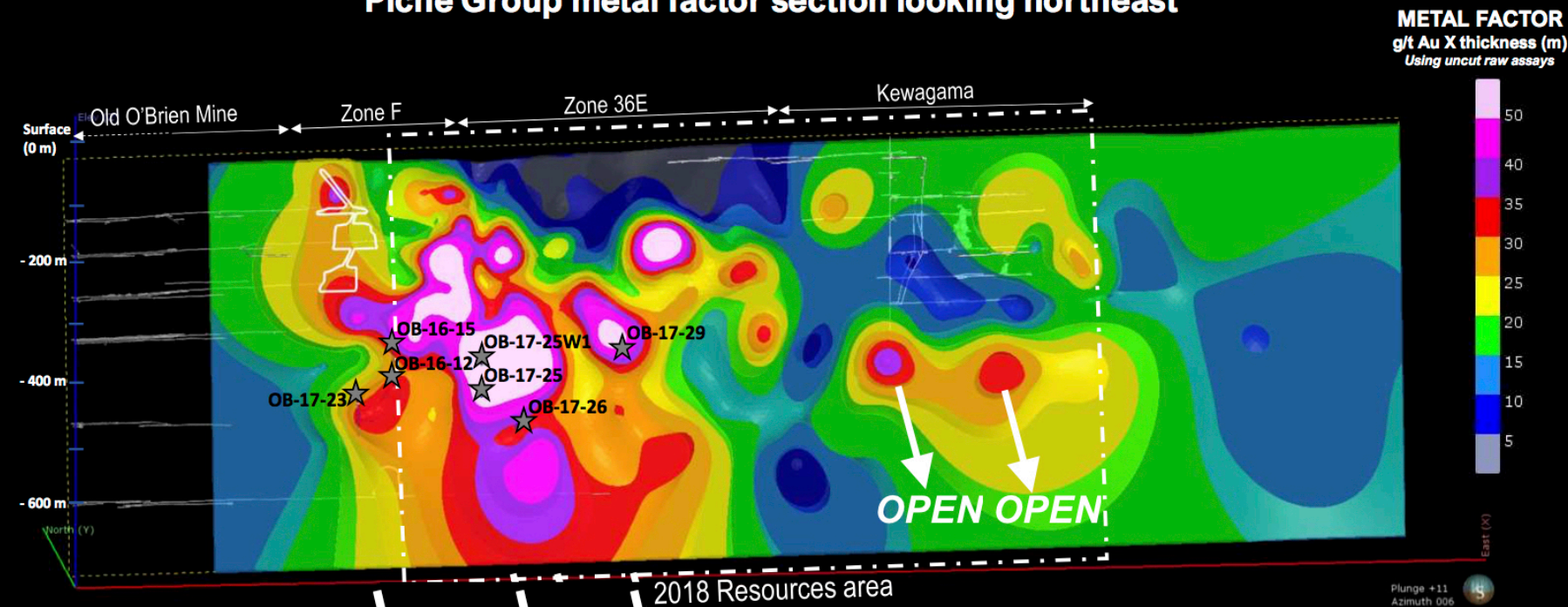


Enrichment Vector defined with 3D modern technique

Key for exploration at depth



Longitudinal Cut, thickness 25m
Piché Group metal factor section looking northeast

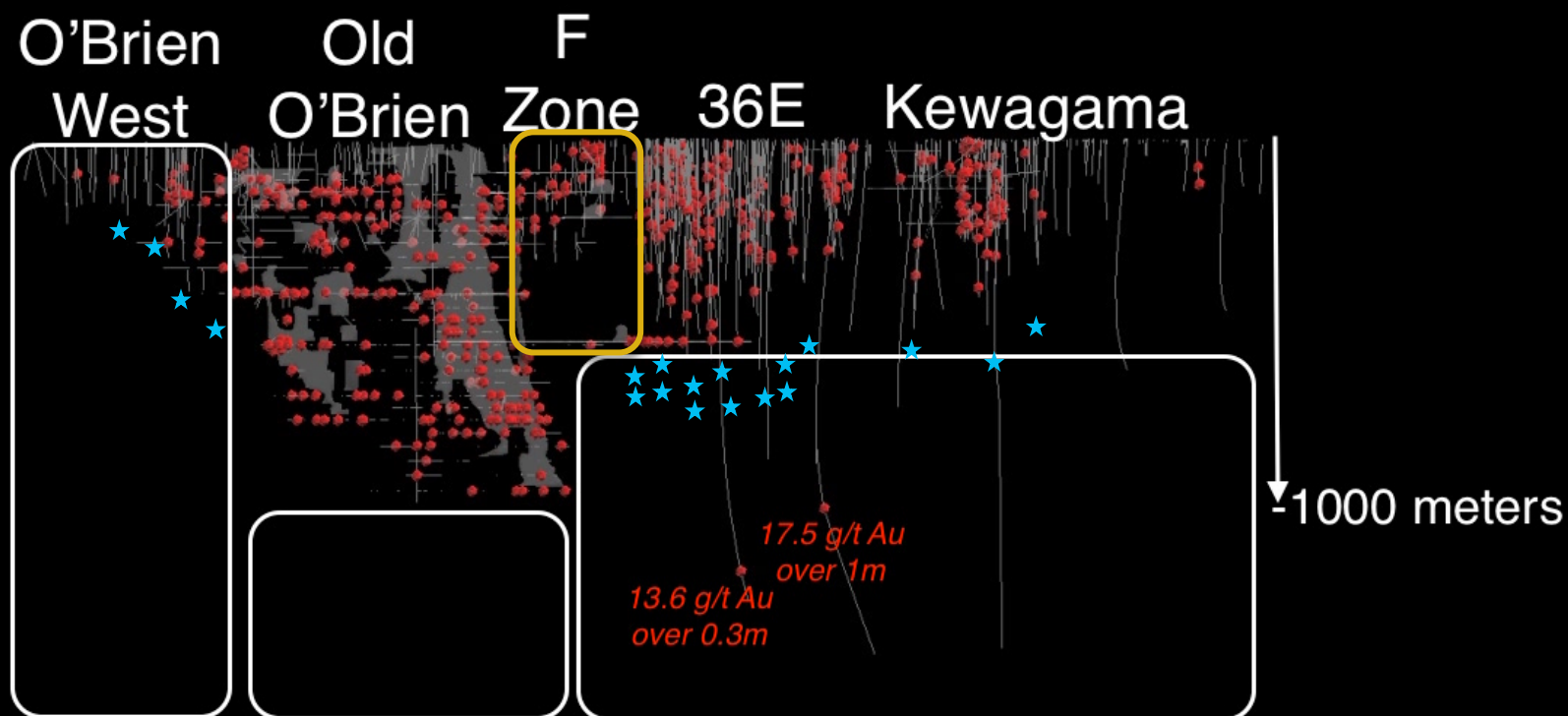


Hole	From (m)	To (m)	Length (m)	Grade Au
OB-16-12	520.0	536.0	16.0	3.0
OB-16-15	444.0	450.0	6.0	5.0
OB-17-23	532.0	535.0	3.0	11.9
and	614.6	625.5	10.9	2.5
OB-17-25	417.0	510.0	93.0	1.0
OB-17-25W1	394.0	448.1	54.1	2.8
OB-17-26	460.0	507.0	47.0	1.2
OB-17-29	354.5	374.1	19.6	4.5

Exploration potential

Where to drill next?

Drilling results > 10 g/t Gold



Latest development



- ✓ **Preliminary economic study (2016)**
 - ✓ Room for growth with additional drilling
- ✓ **40,000 metres drilled 2016-2018**
 - ✓ New discovery north of the deposit (Vintage)
 - ✓ Resource expanded on 36E and Kewagama areas
- ✓ **Baseline environmental study**
 - ✓ 100% Completed
 - ✓ First step of permitting process
- ✓ **Resource estimate update (2018)**
 - ✓ 95% increase in Indicated resources
 - ✓ Multiple growth opportunities defined

Upcoming catalysts



2018

- ✓ 11,000 m exploration drilling program from surface (Ongoing)
- ✓ Engineering completion for underground exploration program (Q4 2018)
- ✓ Budgeting (Q4 2018)
- ✓ Metallurgical testing results (Q4 2018)
- ✓ Permitting process underway
- ✓ Communication with all stakeholders (Ongoing)

2019-2020*

- Resource estimate update (Q1 2019)
- Sign custom milling agreement (Q1 2019)
- Permits obtention (Q2 2019)
- Project financing (Q2 2019)
- Built of the decline (Q3 2019)
- Exploration drilling from surface (Ongoing)
- Underground exploration program (2019-2020)
- Bulk sampling (2019-2020)
- Exploration drilling at depth from underground (2020)

**Projected work*

Why Radisson?




Why Radisson?

- ✓ Engaged and experienced team
- ✓ Tight share structure
- ✓ Recent decline in share price < Excellent buying opportunity
- ✓ Based in one of mining friendliest jurisdiction



Why O'Brien?

- ✓ Project open along strike and at depth
- ✓ High potential for additional discoveries
- ✓ Project explored year-round
- ✓ High-grade steeply dipping mineralization
 - *Comparable to historic O'Brien mine*
- ✓ Metallurgical recoveries exceeding 94%
- ✓ Easily accessible via a highway in the heart of Abitibi
- ✓ Power grid passes over the property
- ✓ Surrounded by best-in-class operators
- ✓ Low-risk Low-CAPEX project





Contact Info

Hubert Parent-Bouchard
Corporate development
819.763.9969
hpbouchard@radissonmining.com

Radisson mining resources Inc.
700 Dallaire ave, 2nd floor
Rouyn-Noranda. Qc J9X 4V9
www.radissonmining.com

radissonmining.com | RDS:TSX.V

A photograph of a rock specimen with prominent gold veins. The rock is dark and textured, with bright, crystalline gold veins running through it. The text "GOLD RUNS IN OUR VEINS" is overlaid on the upper right portion of the image.

**GOLD RUNS
IN OUR
VEINS**