



DEVELOPING CANADA'S ONLY CARLIN-TYPE GOLD DISTRICT

TSX-V: ATC

Precious Metals Summit 2017



FORWARD LOOKING STATEMENTS

FORWARD-LOOKING STATEMENTS

This presentation contains forward-looking information. Forward looking information contained in this presentation includes, but is not limited to, statements with respect to: (i) the estimation of inferred and indicated mineral resources; (ii) the success of exploration activities; (iii) the results of the PEA including statements about future production, future operating and capital costs, the projected IRR, NPV, payback period, and production timelines for the Tiger Deposit.

These statements are based on information currently available to ATAC Resources Ltd. ("ATAC") and ATAC provides no assurance that actual results will meet management's expectations. In certain cases, forward-looking information may be identified by such terms as "anticipates", "believes", "could", "estimates", "expects", "may", "shall", "will", or "would". Forward-looking information contained in this presentation is based on certain factors and assumptions regarding, among other things, the estimation of mineral resources, the realization of resource estimate, gold metal prices, the timing and amount of future exploration and development expenditures, the estimation of initial and sustaining capital requirements, the estimation of labour and operating costs, the availability of necessary financing and materials to continue to explore and develop the Tiger Deposit in the short and long-term, the progress of exploration and development activities, the receipt of necessary regulatory approvals, the completion of the environmental assessment process, and assumptions with respect to currency fluctuations, environmental risks, title disputes or claims, and other similar matters. While ATAC considers these assumptions to be reasonable based on information currently available to it, they may prove to be incorrect.

Forward-looking information involves known and unknown risks, uncertainties and other factors which may cause the actual results, performance or achievements of ATAC to be materially different from any future results, performance or achievements expressed or implied by the forward-looking information. Such factors include risks inherent in the exploration and development of mineral deposits, including risks relating to changes in project parameters as plans continue to be redefined including the possibility that mining operations may not commence at the Tiger Deposit, risks relating to variations in mineral resources, grade or recovery rates resulting from current exploration and development activities, risks relating to changes in gold prices and the worldwide demand for and supply of gold, risks related to increased competition in the mining industry generally, risks related to current global financial conditions, uncertainties inherent in the estimation of mineral resources, access and supply risks, reliance on key personnel, operational risks inherent in the conduct of mining activities, including the risk of accidents, labour disputes, increases in capital and operating costs and the risk of delays or increased costs that might be encountered during the development process, regulatory risks, including risks relating to the acquisition of the necessary licenses and permits, financing, capitalization and liquidity risks, including the risk that the financing necessary to fund the exploration and development activities at the Tiger Deposit may not be available on satisfactory terms, or at all, risks related to disputes concerning property titles and interest, and environmental risks. This list is not exhaustive of the factors that may affect any of ATAC's forward-looking information. These and other factors should be considered carefully and readers should not place undue reliance on ATAC's forward-looking information. ATAC does not undertake to update any forward-looking information that may be made from time to time by ATAC or on its behalf, except in accordance with applicable securities laws.

PEA DISCLOSURE

It should be noted that the Tiger Deposit PEA is preliminary in nature and includes inferred mineral resources that are considered too speculative geologically to have the economic considerations applied to them that would enable them to be categorized as mineral reserves. There is no certainty that the PEA forecast will be realized or that any of the resources will ever be upgraded to reserves. Mineral Resources that are not Mineral Reserves do not have demonstrated economic viability. Additional information about the Tiger Deposit PEA is summarized in ATAC's May 31, 2016 technical report titled "Technical Report and Preliminary Economic Assessment for the Tiger Deposit, Rackla Gold Project, Yukon, Canada" which can be viewed at www.sedar.com under the ATAC profile or on the ATAC website at www.atacresources.com.

QUALIFIED PERSON

Julia Lane, B.Sc., P.Geo., the Vice President of Exploration of ATAC, is a qualified person for the purposes of National Instrument 43-101. All technical information contained in this presentation has been approved by Julia Lane.

TRUE WIDTHS

True widths for all Conrad, Osiris, Sunrise, Ibis, Anubis, Tiger and Ocelot highlight diamond drill holes are estimated to be 30% - 100% of intersected widths. RAB drill hole intersections are drilled thicknesses and true widths are unknown. Orion diamond drilling true thicknesses are also unknown at this time.



MANAGEMENT & DIRECTORS

MANAGEMENT

Graham Downs	President & CEO - 23 Years of Yukon mineral exploration experience
Julia Lane, B.Sc., P.Geo.	VP, Exploration - Partner of Archer, Cathro & Associates
Ian Talbot, B.Sc., LLB.	COO - Formerly internal counsel with BHP Billiton World Exploration Inc.
Larry Donaldson, C.A.	CFO - 30 years of accounting, auditing and tax experience
Vanessa Pickering	Manager, Corporate Communications - 13 years Yukon experience

DIRECTORS AND TECHNICAL COMMITTEE

Douglas Goss, B.Comm., LLB.	Chairman & Director - Queen Elizabeth II Golden and Diamond Jubilee Medals, Alberta Order of Excellence
Rob Carne, M.Sc., P.Geo.	Director, Executive Chairman of Technical Committee - Former President of ATAC - Carlin-type gold discovery team for Rackla Gold Property
Bruce Youngman, B.Sc.	Director & Technical Committee - Former COO of Canplats Resources Corp. - former VP and director of Northern Dynasty Minerals
Glenn Yeadon, B.Comm., LLB.	Secretary & Director - Over 30 years practicing securities law
Don Poirier, B.Sc.	Director - Former VP, Corporate Development of Hecla Mining
Bruce Kenway, C.A.	Director - Founding member of chartered accounting firm Kenway Mack Slusarchuk Stewart LLP
Ed Cope, M.Sc.	Technical Committee - Former VP of Exploration, North America for Barrick Gold Corporation
Bill Wengzynowski, P.Eng.	Technical Committee - Former partner in Archer, Cathro - Carlin-type gold discovery team for Rackla Gold Property



JULY 2017



From L-R: Doug Goss (Chairman), Julia Lane (VP, Exploration), Ian Talbot (COO), Ed Cope (Technical Advisor) and Graham Downs (President & CEO)



CAPITAL STRUCTURE

SHARE STRUCTURE

SHARES OUTSTANDING	139,606,877
FULLY DILUTED	151,031,877
OPTIONS (\$0.31 - \$1.80)	11,425,000
WARRANTS	0
WORKING CAPITAL	~\$16M

Share Structure as at Sept. 12, 2017



Past 12 month trading pattern

FINANCINGS

	FLOW-THROUGH	HARD DOLLARS	PROCEEDS
May 2017 Barrick	16,684,800 @ \$0.50/share		~\$8.3 M
Apr. 2016	5,000,000 @ \$0.65/share		~\$3.3 M
Mar. 2014	3,781,441 @ \$1.80/share		~\$6.8 M
Mar. 2013 Agnico Eagle		9,600,000 @ \$1.35/share	~\$13.0 M

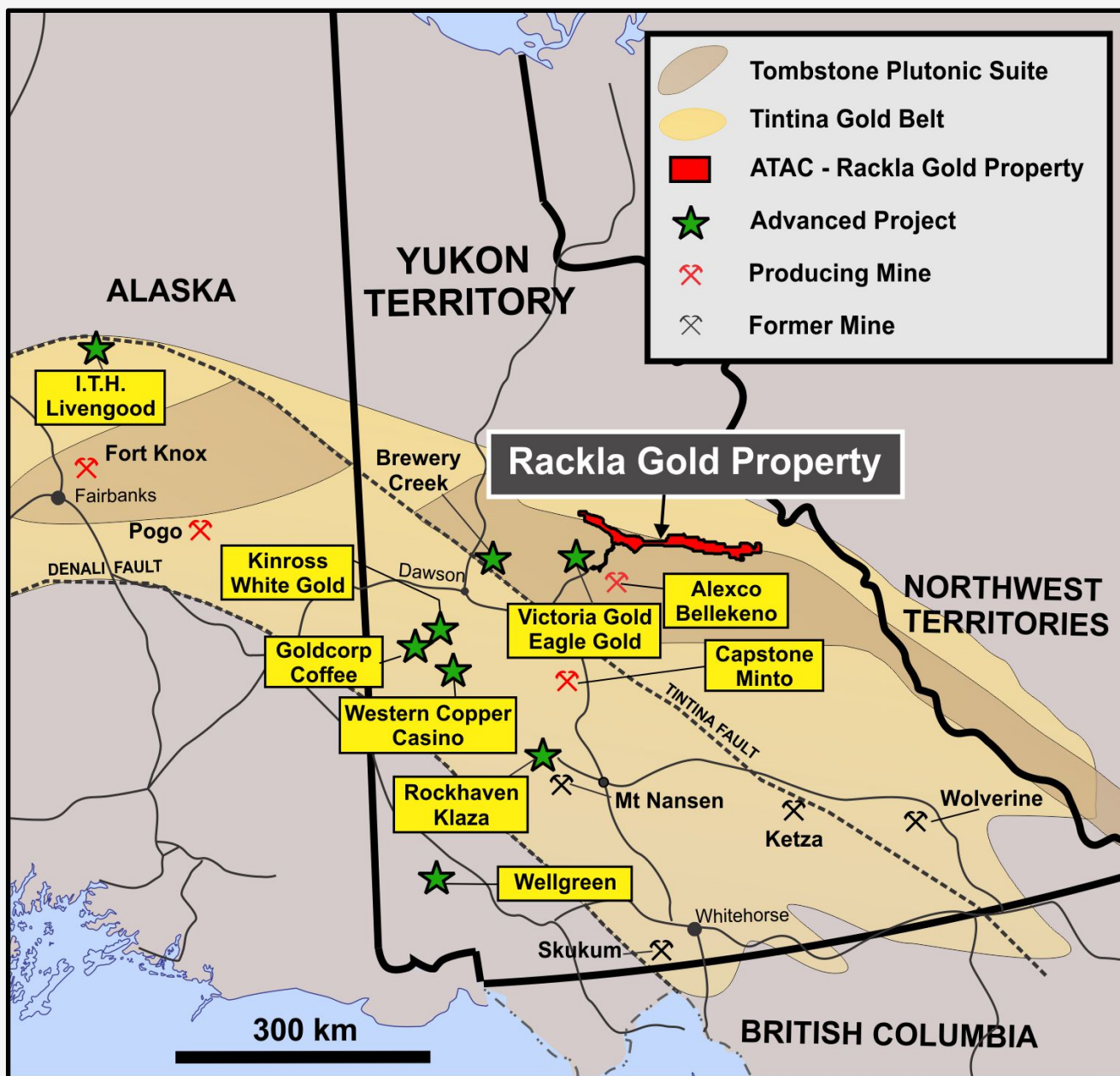
SIGNIFICANT HOLDERS

BARRICK	~27,771,818	19.9%
TOCQUEVILLE	11,717,291*	8.4%
STRATEGIC METALS	10,144,136	7.3%

*As at January 31, 2017



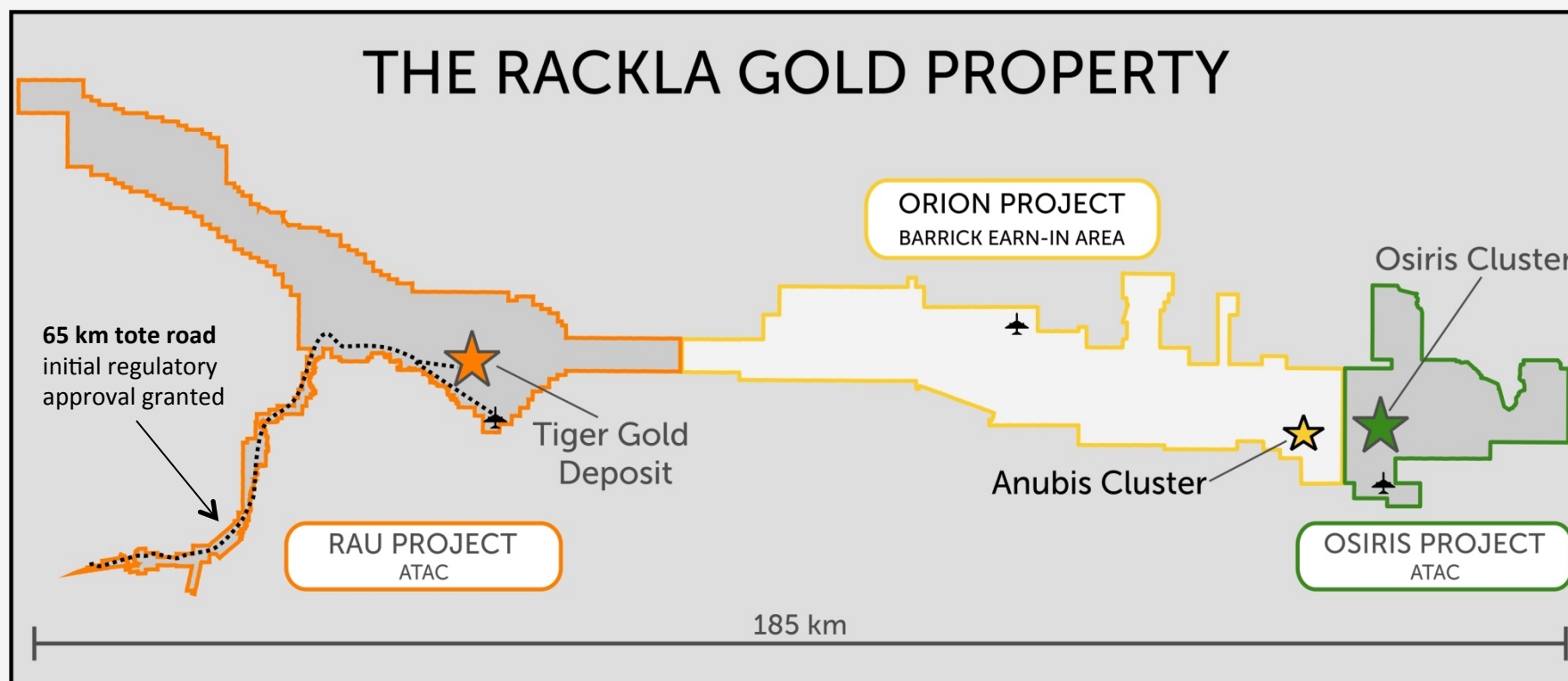
THE RACKLA GOLD PROPERTY, YUKON





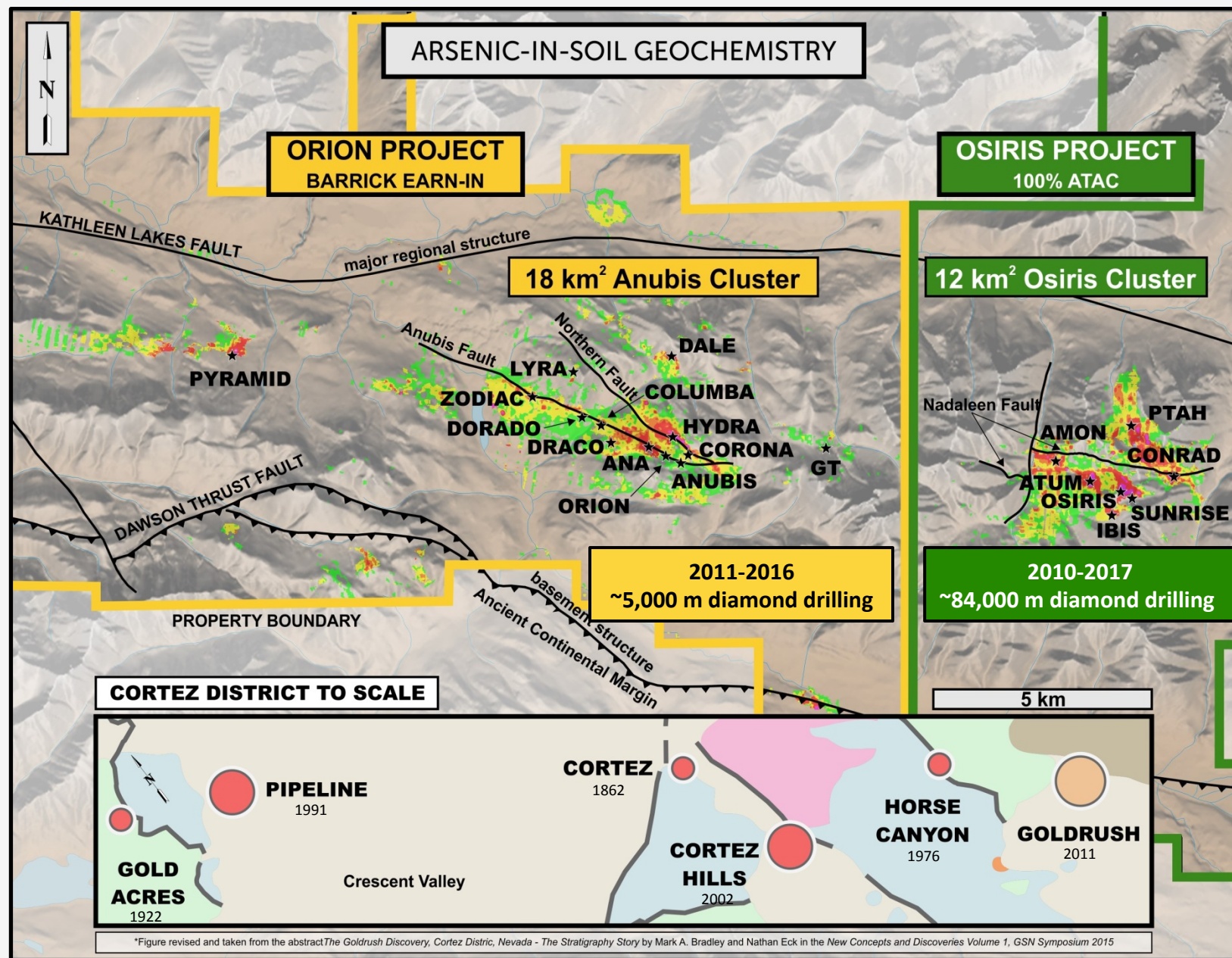
THE RACKLA GOLD PROPERTY

- The **Rackla Gold Property** is ~1,700 km² and is comprised of three separate projects: the Osiris (100% ATAC), the Orion (ATAC-Barrick partnership) and the Rau (100% ATAC)
- The **Osiris Project** is host to Canada's first Carlin-type gold discoveries within the 12 km² Osiris Cluster at the Conrad, Osiris, Sunrise and Ibis zones
- The **Orion Project** is subject to an earn-in agreement with **Barrick Gold Corporation** whereby Barrick can earn up to **70% interest** in Orion by spending **\$55 million in exploration**
- The **Rau Project** hosts the economic Tiger Gold Deposit and 15 other underexplored targets



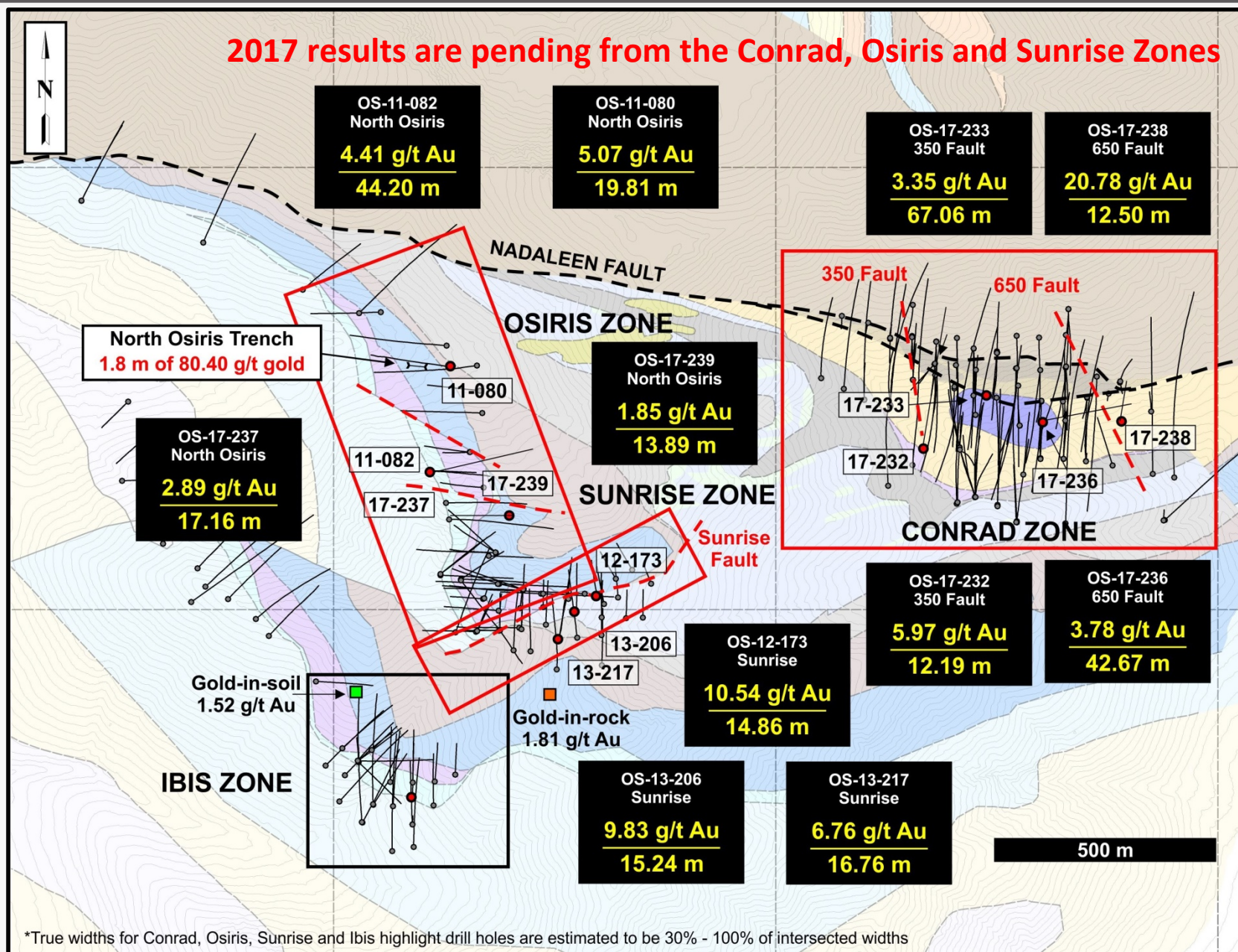


CARLIN-TYPE GOLD DISCOVERIES



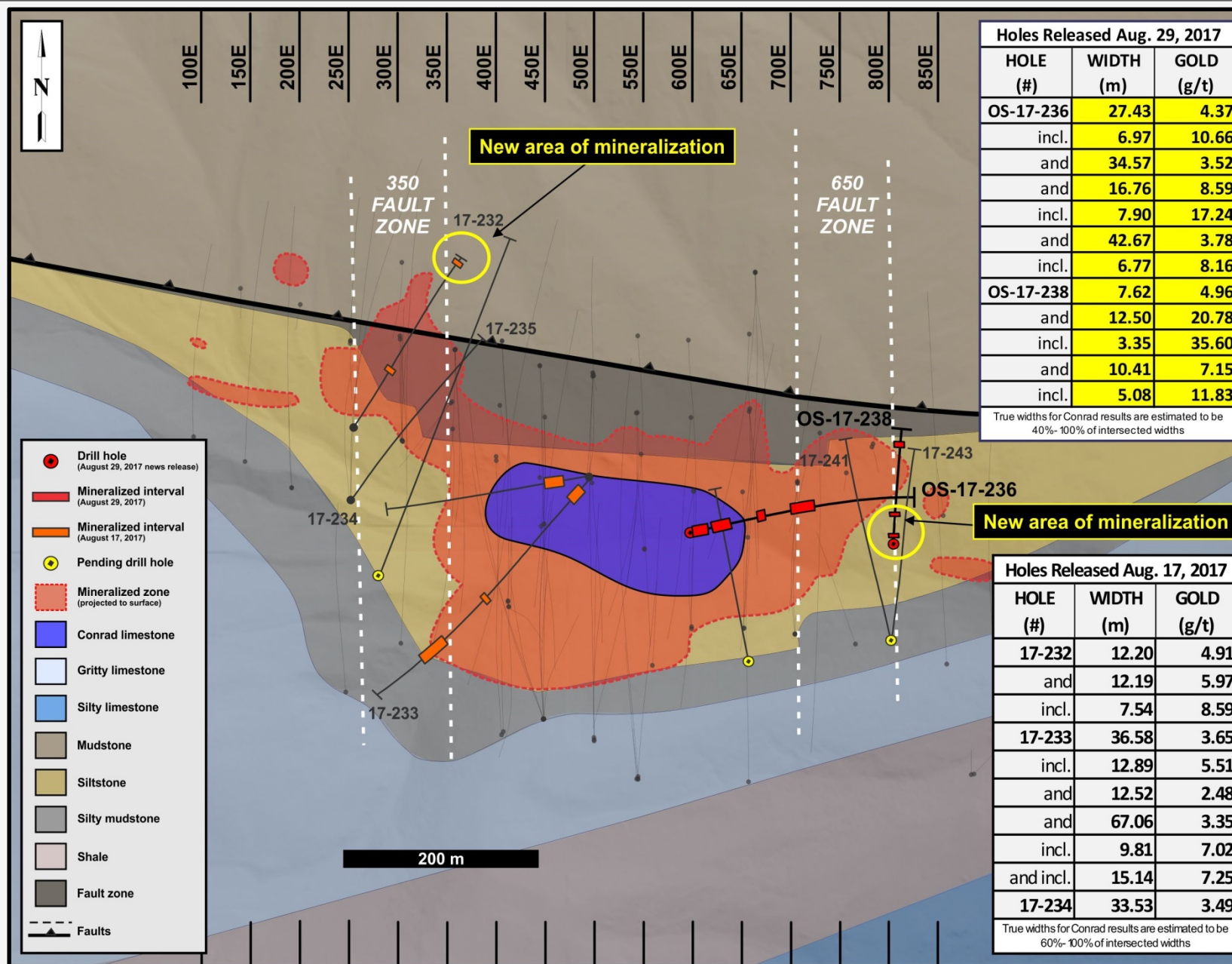


OSIRIS CLUSTER PLAN MAP



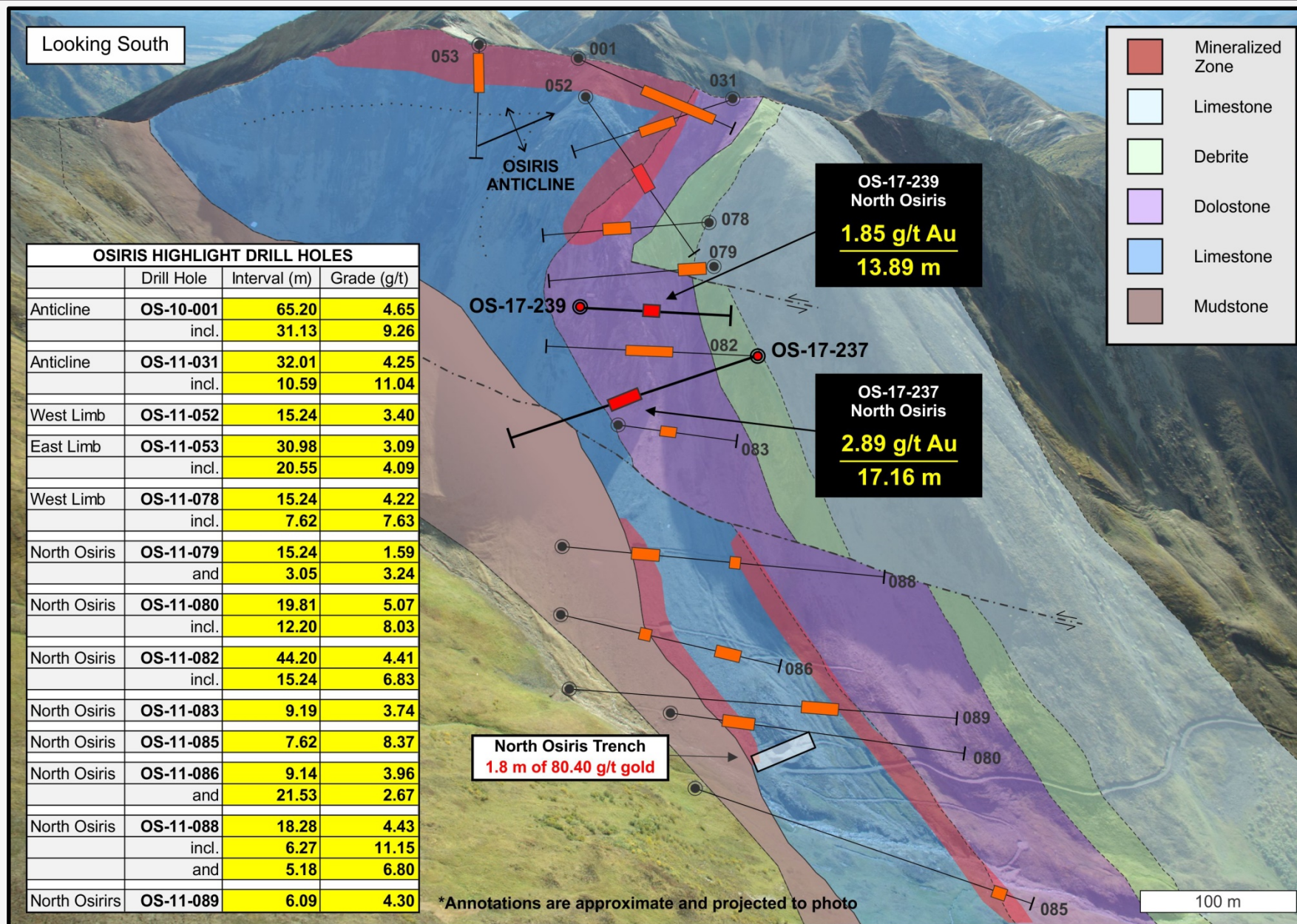


CONRAD ZONE





OSIRIS ZONE





OSIRIS & ORION PROJECTS HIGHLIGHT DIAMOND DRILL RESULTS

ZONE	HOLE	FROM (m)	TO (m)	INTERVAL (m)	Au (g/t)
CONRAD	OS-10-008	41.35	62.48	21.13	8.03
	OS-12-114	66.19	109.12	42.93	18.44
350 Fault	OS-17-232	409.04	421.23	12.19	5.97
350 Fault	OS-17-233	487.68	554.74	67.06	3.35
650 Fault	OS-17-236	190.50	201.17	42.67	3.78
650 Fault	OS-17-238	54.86	67.36	12.50	20.78
OSIRIS	OS-10-001	56.08	121.28	65.20	4.65
	OS-11-080	24.39	44.20	19.81	5.07
	OS-11-082	134.11	178.31	44.20	4.41
	OS-17-237	175.47	192.63	17.16	2.89
	OS-17-239	130.28	144.17	13.89	1.85
SUNRISE	OS-12-173	0.99	15.85	14.86	10.54
	OS-13-206	120.70	135.94	15.24	9.83
	OS-13-217	218.85	235.61	16.76	6.76
IBIS	OS-11-040	95.40	133.50	38.10	3.33
	OS-11-073	17.37	69.19	51.82	3.13
	OS-12-120	106.07	133.50	27.43	6.28
ANUBIS	AN-12-001	63.09	71.60	8.51	19.85
	AN-12-003	69.19	85.95	16.76	9.08
ORION	AN-16-010	18.00	79.29	61.29	2.75

True widths for all highlight drill holes on this slide are estimated to be 30% - 100% of intersected widths



THE BARRICK TRANSACTIONS

The transactions consist of a potential total investment by Barrick of approximately **\$63.3 million**, which includes a private placement of **\$8.3 million** (completed), **and a two-staged, \$55 million exploration earn-in option to acquire 70% of the Orion Project:**

➤ STAGE 1 EARN-IN

- \$35 million expenditures for 60% of Orion
- Guaranteed \$10 million expenditures in the first 3 years
 - Barrick is spending ~**\$5 million in exploration** on the Orion Project in 2017
- One or more senior Barrick exploration team members seconded to Orion

➤ STAGE 2 EARN-IN

- Further \$20 million expenditures for an additional 10% of Orion (70% total)

➤ POST EARN-IN

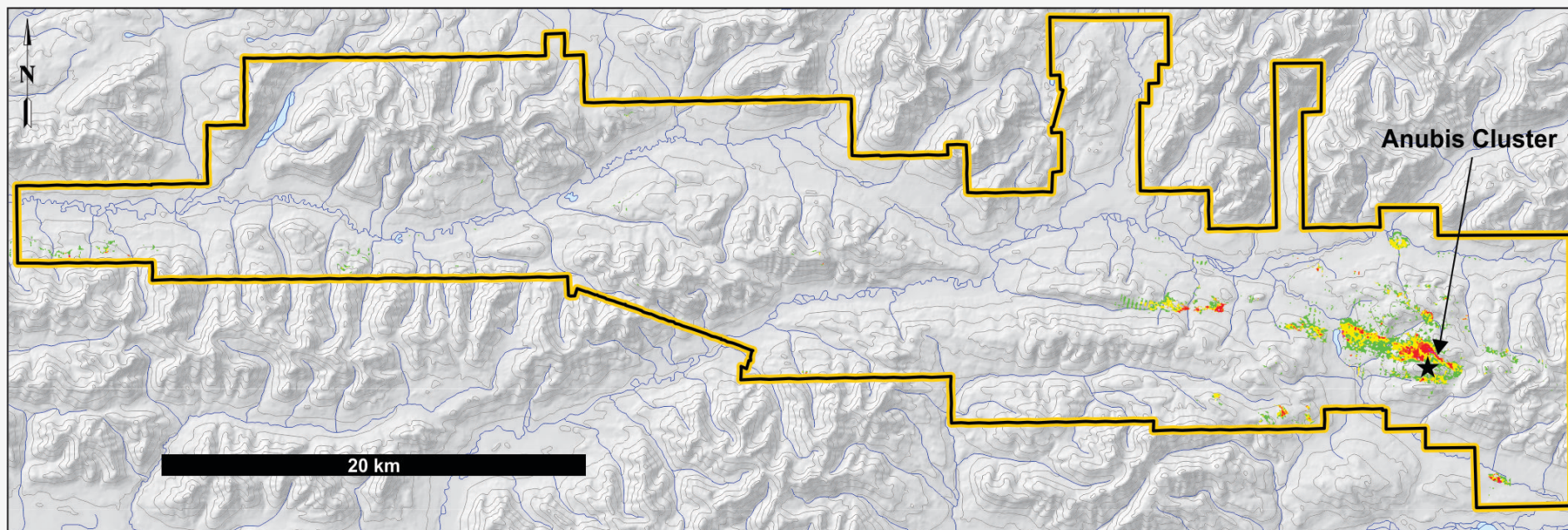
- Joint Venture formed
 - If either party's interest in the JV is reduced to 10% or less, their interest in Orion converts to a sliding scale NSR on gold between 1% - 3% with no buyout
- Barrick participated in a flow-through financing in ATAC for approximately \$8.3 million
- Barrick's shareholding in ATAC post financing increased from 9.2% to 19.99%



THE ORION PROJECT – BARRICK EARN-IN

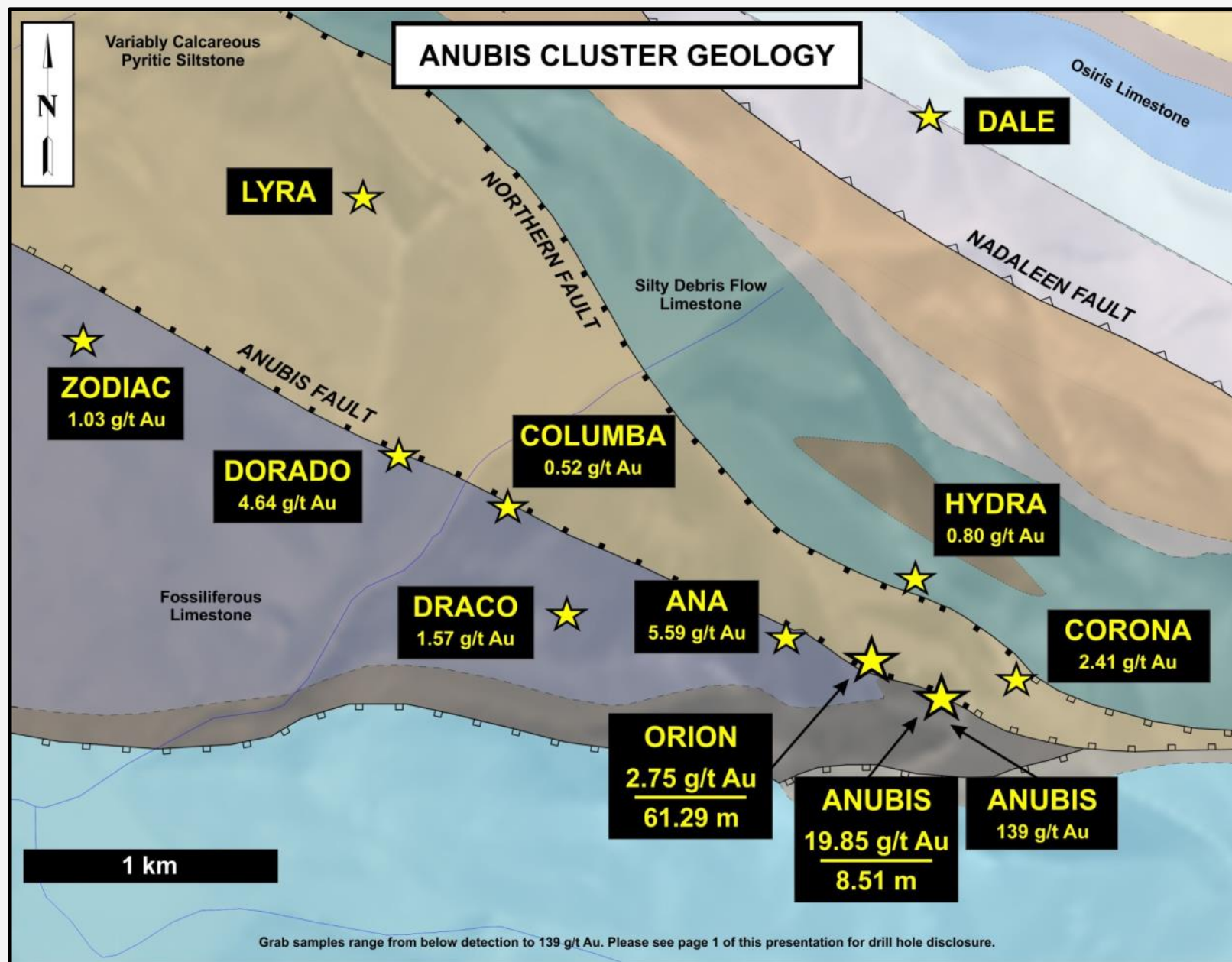
2017 Exploration - Barrick

- **~\$5 million exploration program** commenced mid-June and is ongoing
- Grassroots target delineation through detailed mapping, prospecting and trenching along with rock, soil and stream sediment sampling
- **RAB and diamond drilling** to complement the surface work, particularly in areas of bedrock cover
- A ground-based gravity survey was completed on the eastern portion of the Orion Project area in 2017





ORION PROJECT - ANUBIS CLUSTER GEOLOGY





THE RAU PROJECT

➤ Hosts the Tiger Gold Deposit, Airstrip Gold Anomaly, and numerous other early-stage carbonate-replacement style gold and base metal targets

➤ Updated 2016 Tiger Deposit PEA doubled the pre-tax **NPV to over \$100 million*** and **improved on every metric from the 2014 PEA**

2017 Exploration Plans - ATAC

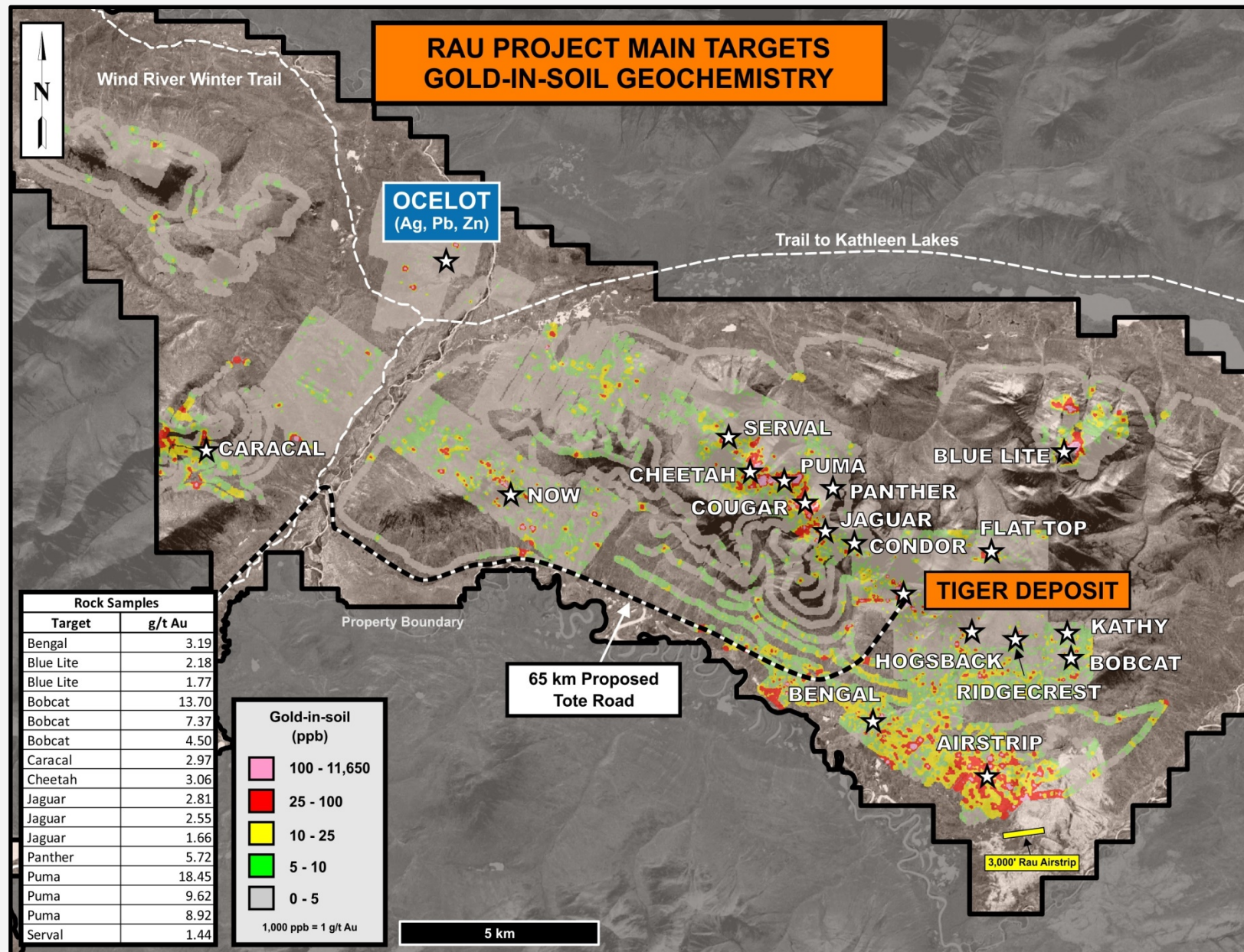
- Diamond drilling of the **Tiger East anomaly** where 10 of 21 composite float grab samples returned between **1.15 – 18.30 g/t gold** in 2016
- Diamond drilling to expand upon **Tiger Gold Deposit** sulphide mineralization such as RAU-09-66 which intersected **70.80 m of 5.11 g/t gold**
- Prospecting and mapping of the numerous oxide gold targets along strike of the Tiger Gold Deposit was completed in 2017
- Results are pending for **12 diamond drill holes** from the Tiger Deposit and Tiger East anomaly



* Please see page 1 of this presentation for Tiger PEA disclosure

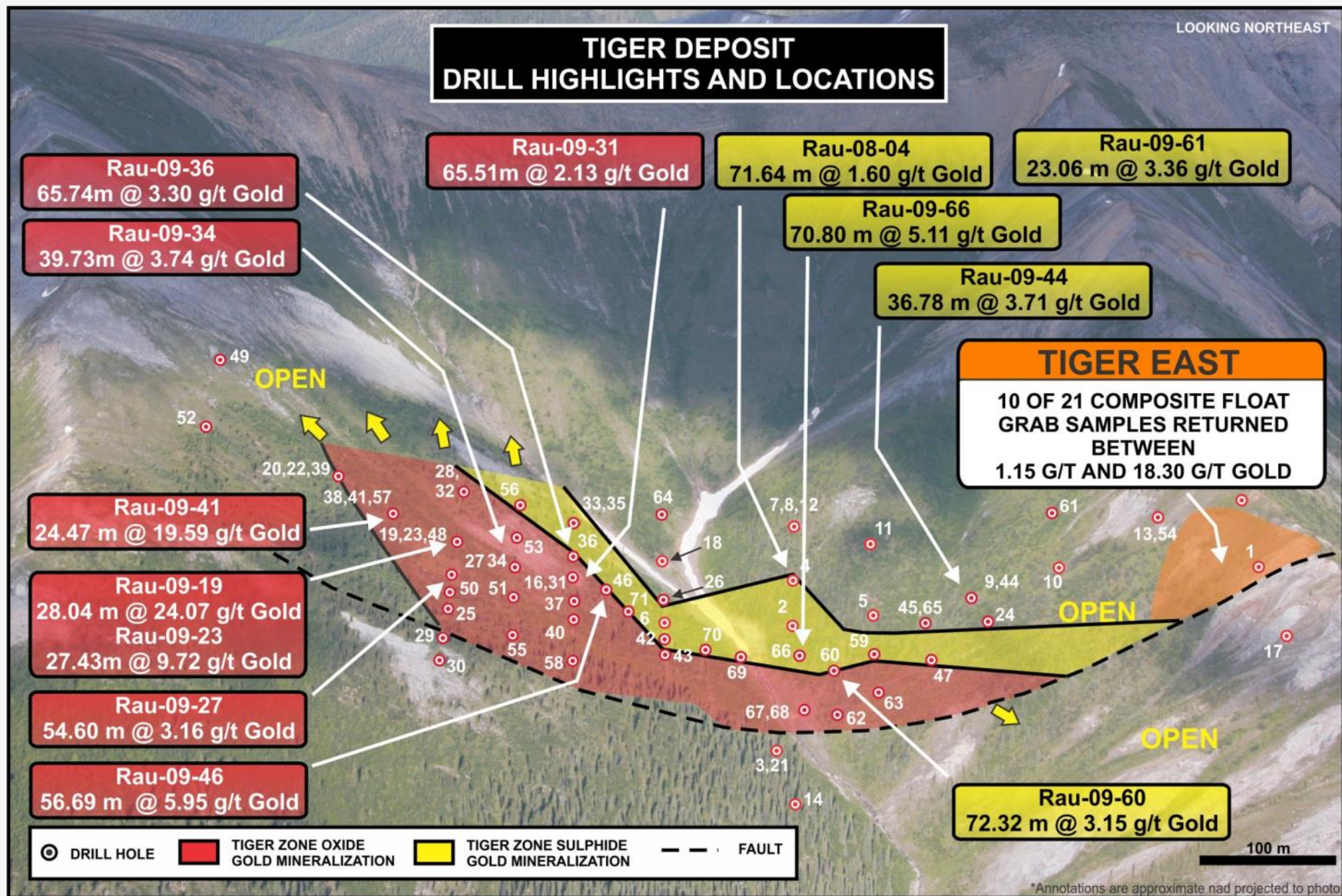


RAU PROJECT – GOLD GEOCHEMISTRY





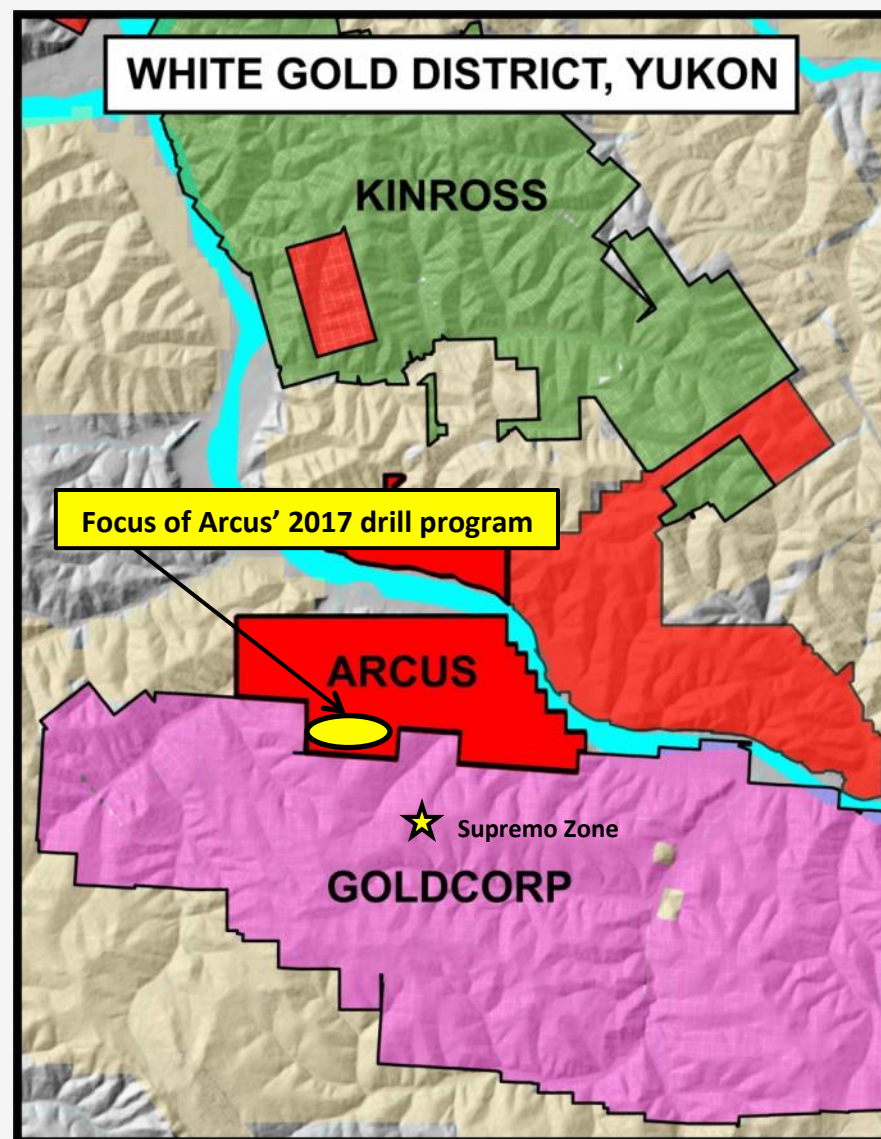
TIGER DEPOSIT & TIGER EAST ANOMALY





ARCUS DEAL

- ATAC sold its 50% interest in the Dawson Gold Joint Venture properties to Arcus Development Group Inc. in exchange for:
 - 10,869,910 Arcus shares, bringing ATAC's total ownership in Arcus to **11,399,910** (15.66%)
 - **5,000,000** warrants at **\$0.20** expiring on August 19, 2021
- ATAC gains exposure to one of Yukon's premier exploration districts without incurring exploration expenditures or dilution
- On October 24, 2016 Arcus entered into a series of financings with Goldcorp Inc. whereby **Goldcorp now owns 19.9%** of Arcus' outstanding shares
- Arcus completed a **20 hole reverse circulation drill program** at the Dan Man in 2017 and results are pending





SUMMARY



\$2 million exploration program at the Rau Project completed
\$8 million exploration program at the Osiris Project is ongoing



Conrad continues to deliver high-grade gold - drilling confirms the 350 and 650 Faults play important structural roles in the mineralizing system at the Conrad Zone



Barrick is spending ~\$5 million in exploration of the Orion Project - exploration is ongoing and results are pending



Awaiting final decision on proposed 65 km tote road to the Tiger Gold Deposit – initial regulatory approval received



Results are pending for ~30 holes from the Osiris and Rau Projects

OS-17-233: 67.06 m of 3.35 g/t Gold



DEVELOPING CANADA'S ONLY
CARLIN-TYPE GOLD DISTRICT