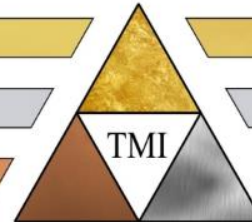


# TriMetals Mining Inc.



September 8, 2016

## Corporate Focus

**Gold Springs Gold-Silver Project, Nevada/Utah, USA**

**Safe, Mining Friendly Jurisdictions**

## **For Safe Harbor Statement, Qualified Persons and Derivation of Information Refer to Pages 23 and 24**

### **Cautionary Statement on Mineral Resources**

*This Presentation uses the terms 'indicated resources' and 'inferred resources' which are terms recognized and required by Canadian regulations (under National Instrument 43-101 Standards of Disclosure for Mineral Projects), however, these terms are not defined terms under SEC Industry Guide 7 and normally are not permitted to be used in reports and registration statements filed with the United States Securities and Exchange Commission. Investors are cautioned not to assume that any part or all of the mineral deposits in these categories will be converted into reserves. Mineral resources that are not mineral reserves, do not have demonstrated economic viability. In addition, 'inferred resources' have a great amount of uncertainty as to their existence, and economic and legal feasibility. It cannot be assumed that an inferred resource will be upgraded to a higher category. Under Canadian rules, estimates of inferred resources may not form the basis of feasibility or pre-feasibility studies, or economic studies except for preliminary economic assessment as defined under NI 43-101. Investors are cautioned not to assume that part or all of an inferred resource exists, or is economically or legally mineable.*

**All dollar figures in this presentation are expressed in United States dollars unless otherwise indicated**

## Corporate Structure

### Common Shares (TMI)

153.3M  
Issued &  
Outstand.

12.3M  
Options

16.5M  
Warrants

11.5M  
Convertible  
Notes

193.6M  
Fully Diluted

TRIMETALS MINING INC  
■ TMI.TO



Source: yahoo.com : TriMetals Mining Stock Price

### TSX:TMI

- 52 week range:  
C\$0.06 - C\$0.36
- Market Cap:  
C\$46M (Sept 6)
- Avg. Volume (3m):  
118K sh./day (TSX)

**Strong financial position with \$4 million in treasury\***

\*Per the most recently published interim consolidated financial statements, at June 30, 2016 the Company had \$2.6 million in cash and cash equivalents and subsequent to June 30, 2016 the Company received additional \$1.6 million in cash (CND\$2.1 million) for the second tranche of a private placement which closed on July 11, 2016.

**Corporate focus is resource expansion and development of the Gold Springs  
PEA-stage gold-silver project**

**Located in safe, mining friendly Nevada and Utah**

**Very positive PEA (Aug. 12, 2015) yields \$137M pre-tax NPV<sub>5%</sub> and 49.9% pre-tax IRR (“Base Case”)**

**Resource expansion drilling every year since 2011 – drilling in progress  
Present reported resource (does not include 2015-2016 drilling)**

**597,000 oz AuEq (M&I)@0.62 gt AuEq\*\*  
306,000 oz AuEq (Inferred)@0.46 gt AuEq\*\***

**Many undrilled outcropping +4gt Au veins – Initial focus of 2016 drilling is 1.6 km Thor Vein System**

**Significant expansion potential as less than 10% of bulk gold target drilled to date**

**Management believes property position is permissive for the discovery of 3-5 million oz Au\*\*\***

*\*\*Using a Cutoff of 0.2 g/t Au and also see Gold Equivalence calculation on page 24.*

*\*\*\*It is uncertain if further exploration will result in this quantify of gold being delineated as a mineral resource. The basis on which this potential quantity of gold (which is conceptual in nature) has been determined as a target is based on the Company having completed resource drilling on only portions of 2 of 26 areas of outcropping gold mineralization and none of the buried geophysical targets at Gold Springs, and has already reported a mineral resource within the two drilled areas.*

## 2016 Exploration Program

Trenching in Thor Vein System - completed

Drill program to develop a resource on “high Grade” veins at Thor - in progress

First very positive drill results released

Cultural clearance at Jumbo in Utah - completed

Expansion Drilling on Jumbo resource block - in progress

Obtain cultural clearance on Etna State Section

Resource drilling on Etna State Section

## **Large Discoveries Becoming Scarce**

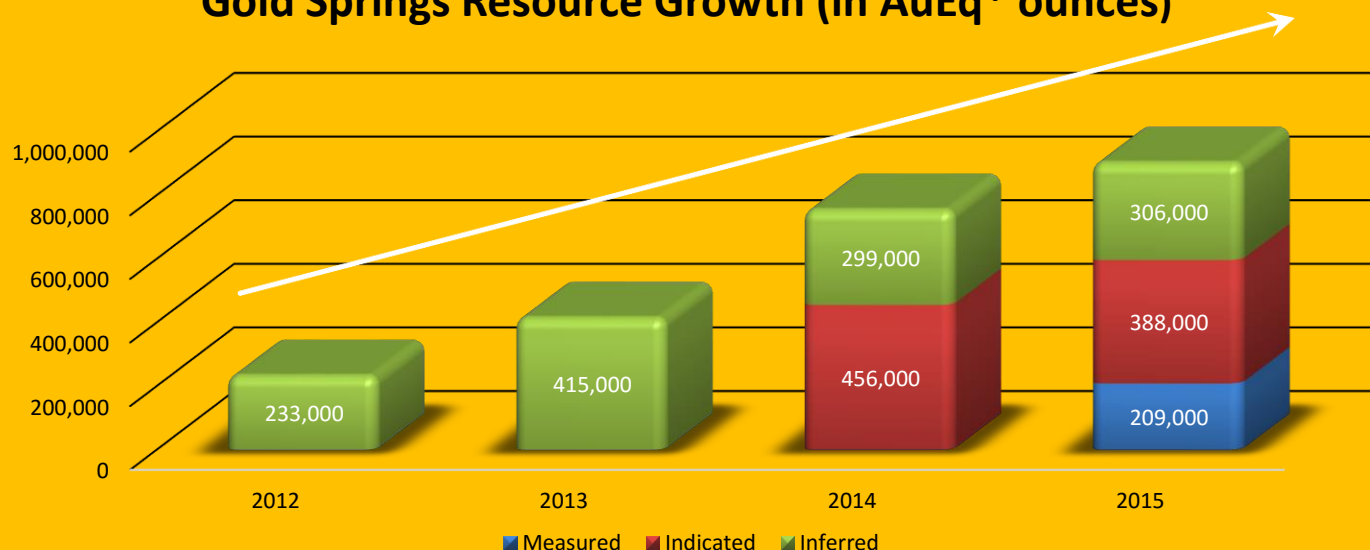
**TMI is Developing a New Gold District at Gold Springs**

**Large gold discoveries are becoming scarce world-wide, let alone in mining friendly jurisdictions like Nevada/Utah.**

**Large resources in Nevada are highly prized**

## Gold Springs Gold-Silver Resource Growth (Not including late 2015 and all 2016 drilling)

Gold Springs Resource Growth (in AuEq\* ounces)



**Gold Springs' 74.7 sq. km property has the potential to become a new gold district:**

**Gold discovered starts at surface**

**Existing Mineral Resource is based on drilling less than 10% of gold target**

**PEA stage project with very positive mineral economics**

**Acquired rights to 965 acre feet of water, likely sufficient for 10-15,000 tpd project**



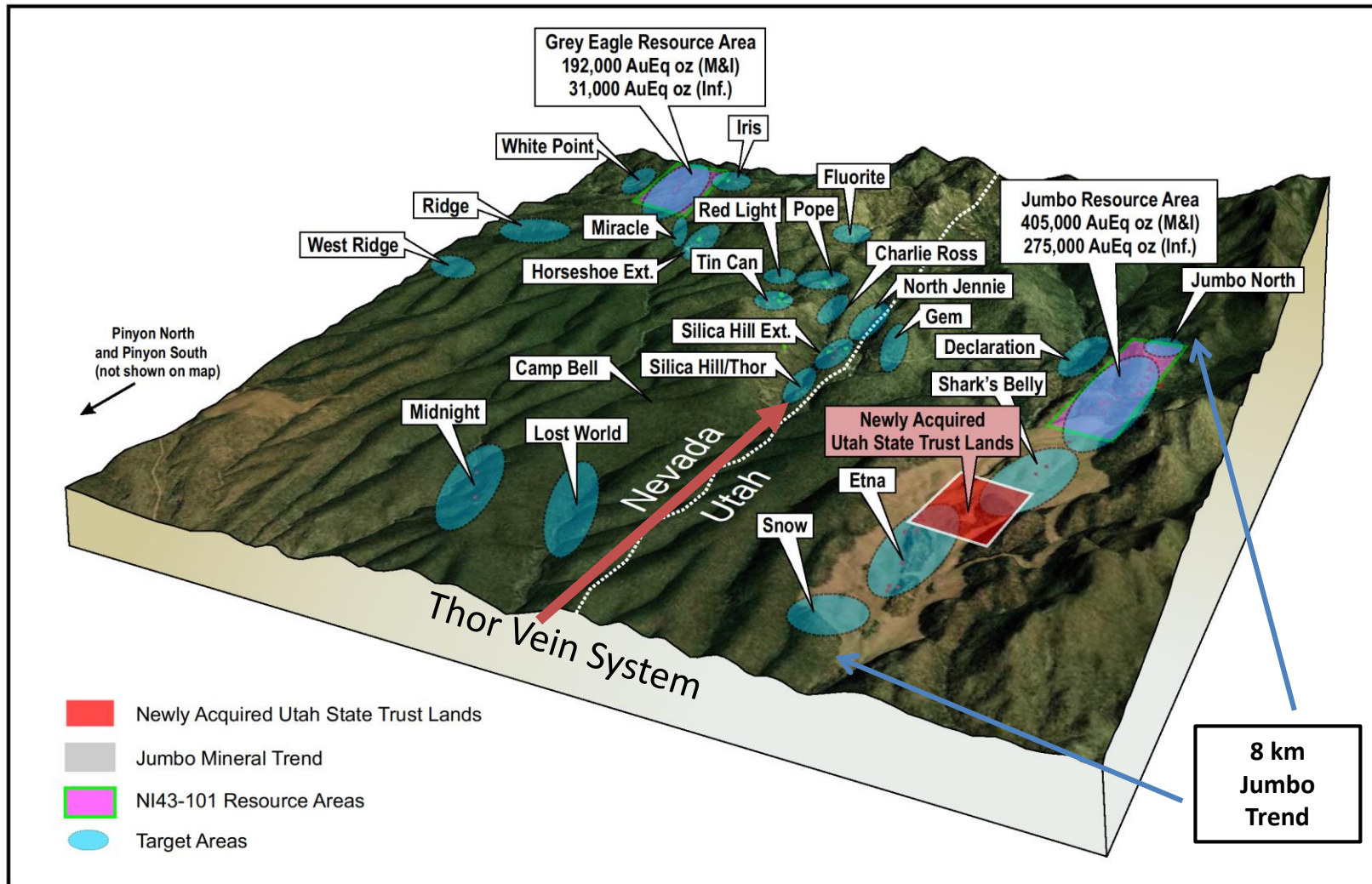
# Gold Springs Project, USA

## Located in Safe, Mining Friendly Nevada-Utah





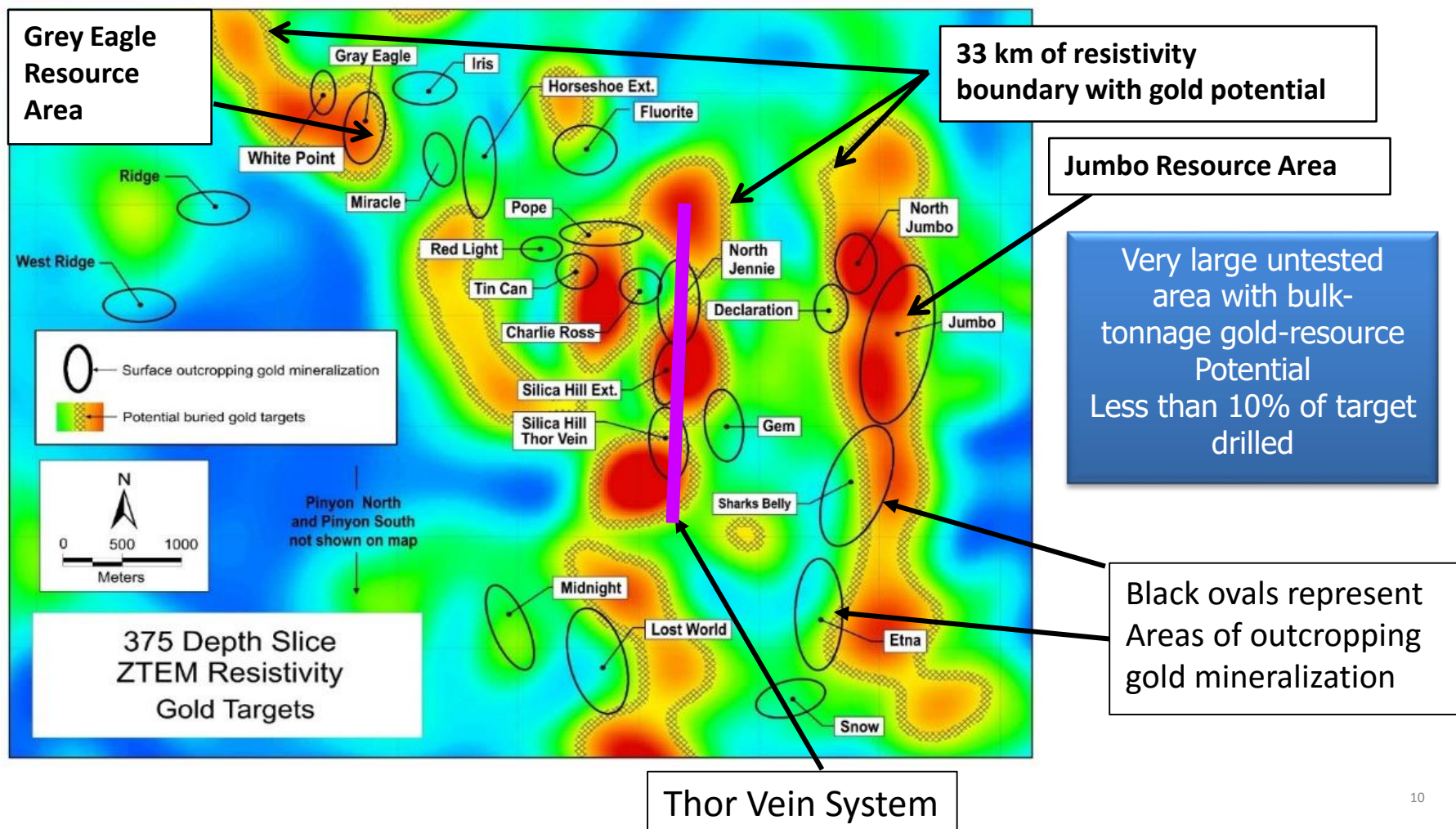
## 26 Outcropping Gold Targets



# Gold Springs Project, USA


## Geophysical Evidence

Excellent correlation between high resistivity rocks (red & orange) and known gold occurrences



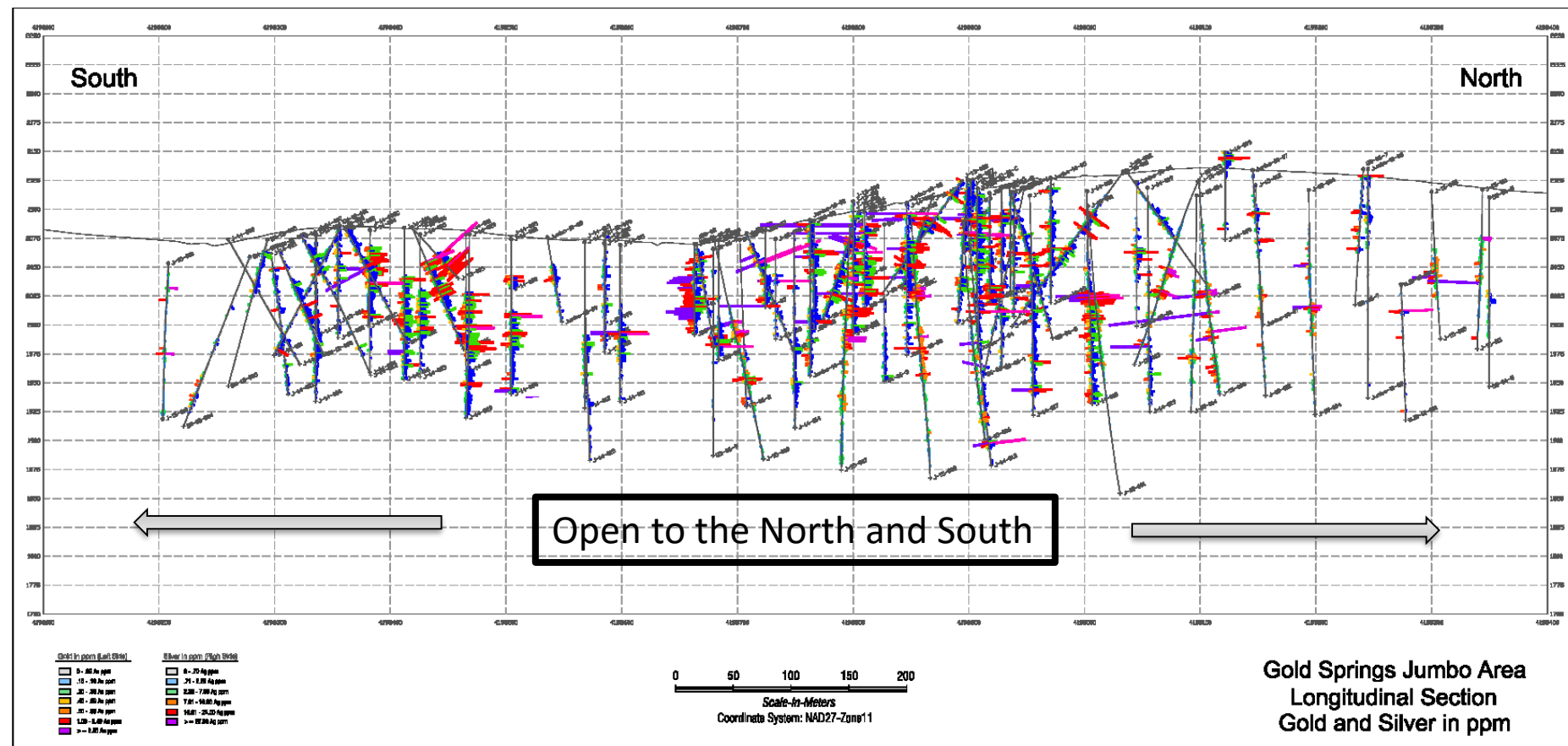


## Jumbo Resource Area Looking West

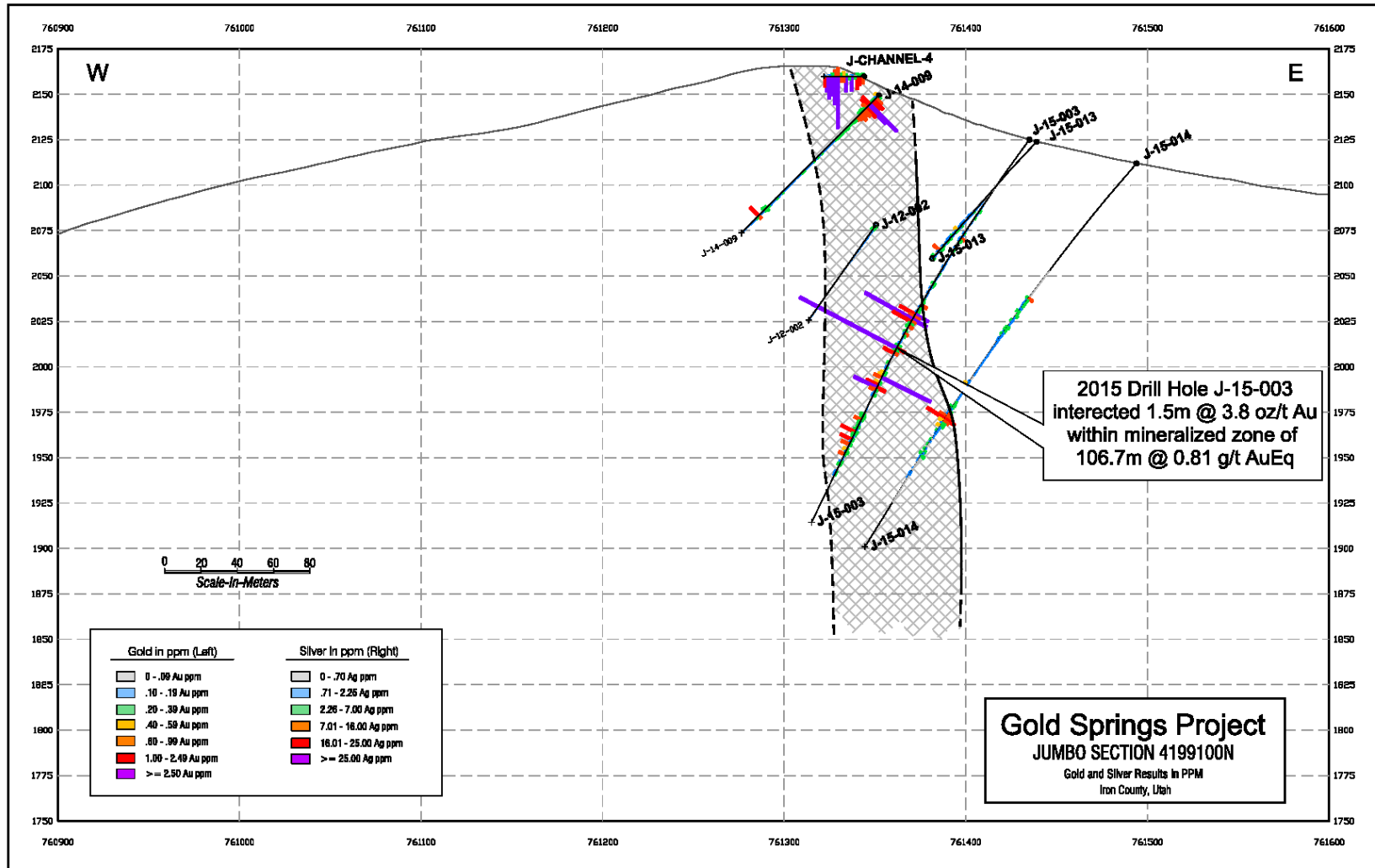


## Jumbo Long Section (North-South)

Shows Drill Holes with Gold and Silver Assays  
and  
Significant Upside Potential to Increase Gold Resource through Drilling




## 2015 Drilling Expanded Mineralized Envelope



AuEq uses a gold/silver ratio of 71.9 and has not been adjusted for metallurgical recoveries



Looking West



## **Grey Eagle Nevada Resource Area Trench**

**The mineralization  
starts at the surface:**

**56 metres averaging:  
1.4 g/t Gold  
and  
10.1 g/t Silver**

Assays were performed in Reno, Nevada by Inspectorate Laboratories, an ISO 9001:2000 Certified laboratory. Gold was analyzed by fire assay of a 30 gram sample with an AA finish. All other elements were analyzed by the ICP-AES 30 element method with 4 acid digestion. The chip samples were collected every 2 to 5 feet and the average weight of each chip sample submitted to the laboratory was approximately 7 kg.



## Mineral Resource as of June 3, 2015 developed in two target areas

Grey Eagle plus Jumbo							
Resource		Gold		Silver		Gold Equivalence	
Cutoff Au g/t	Tonnes	Troy oz	Grade g/t	Troy oz	Grade g/t	Troy oz AuEq*	Grade g/t AuEq*
Measured plus Indicated							
0.2	30,046,000	434,000	0.45	9,297,000	9.6	597,000	0.62
0.3	19,003,000	347,000	0.57	6,957,000	11.4	469,000	0.77
0.5	7,600,000	206,000	0.84	3,394,000	13.9	265,000	1.09
Inferred **							
0.2	20,887,000	225,000	0.34	4,613,000	6.9	306,000	0.46
0.3	9,889,000	140,000	0.44	2,766,000	8.7	188,000	0.59
0.5	1,842,000	39,000	0.65	691,000	11.7	51,000	0.86

## Gold Spring resource grades compare favorably with many of the Nevada mines

Round Mountain	0.53 gt Au
Rochester	0.1 gt Au plus 0.5 oz/t Ag
Marigold	0.46 gt Au
Bald Mountain	0.6 gt Au
Hycroft	0.33 gt Au

\* See Gold equivalent (AuEq) calculation on page 24. \*\*Inferred resources are in addition to the Indicated resources

## Preliminary Economic Assessment “PEA” \*

### Contractor Mining Case Highlights:

(based on \$1,300/oz Au price and \$21/oz Ag price)

- 15,000 tpd mine plan of 9 years with a 2:1 strip ratio
- NPV<sub>5%</sub> of \$137.4M (\$92.1M after-tax);
- IRR of 49.9% (35.8% after-tax);
- Initial capex of \$55M and on-going capex of \$24.8M;
- LOM payable production of 428K ounces of gold and 4.9M ounces of silver.
- After-tax payback of 3.1 years;
- \$133M of cumulative after-tax free cash flow;
- Cash operating cost of \$669 per oz Au\*\* and fully-loaded cost \$863 per oz Au\*\*;

### Sensitivity to Varying Gold Prices:

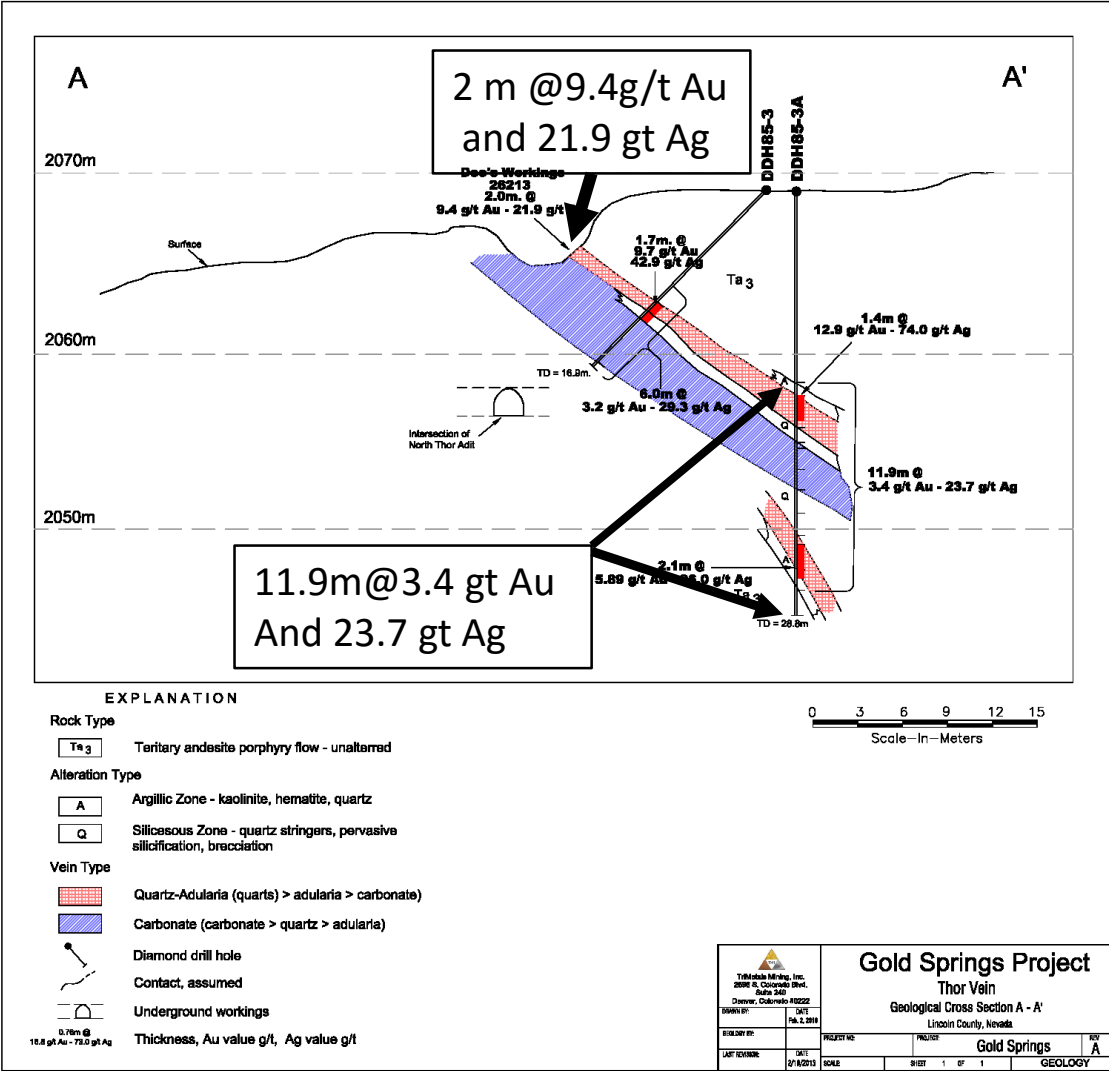
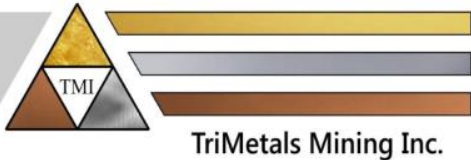
Gold Price per oz	\$1,000	\$1,200	\$1,400
Pre-Tax NPV <sub>5%</sub>	\$16M	\$97M	\$178M
IRR Pre-tax	10.4%	37.1%	62.3%

Strong, low strip, technically simple and scalable, heap-leachable open-pit project using a Merrill-Crowe gold-silver recovery process. The project requires low capital.

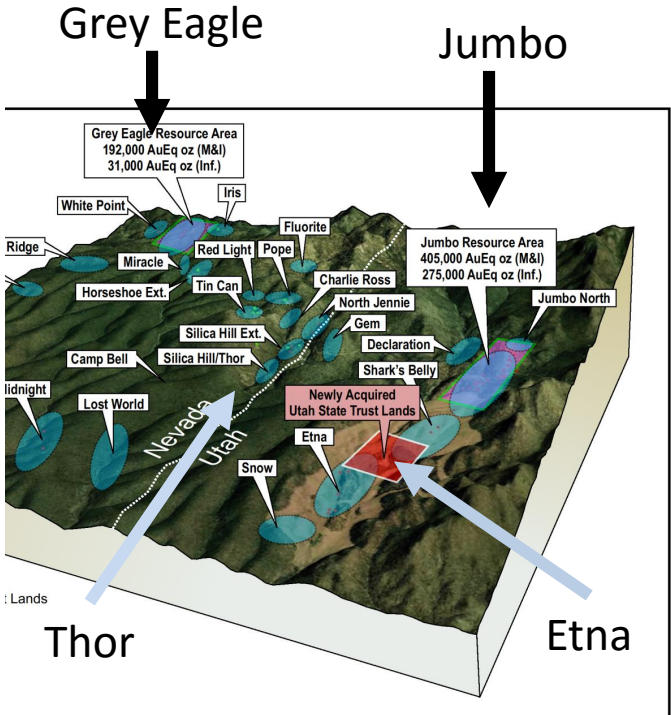
\*See Safe Harbor on page 23 - Preliminary Economic Assessments that Include Inferred Resources.

\*\* Cash Operating cost per gold ounce is net of silver credit and includes mining, processing, general and administrative and operating cost contingency; Fully-loaded cost per gold ounce includes Cash Operating cost per gold ounce plus sustaining capital, federal, state and local taxes and does not include initial capital. The portion of the project subject to the updated PEA does not have overriding royalties.


# Gold Springs Project, USA Thor Vein System



An Example of potential high grade mineralization that could be added to The Jumbo PEA model to further enhance economics



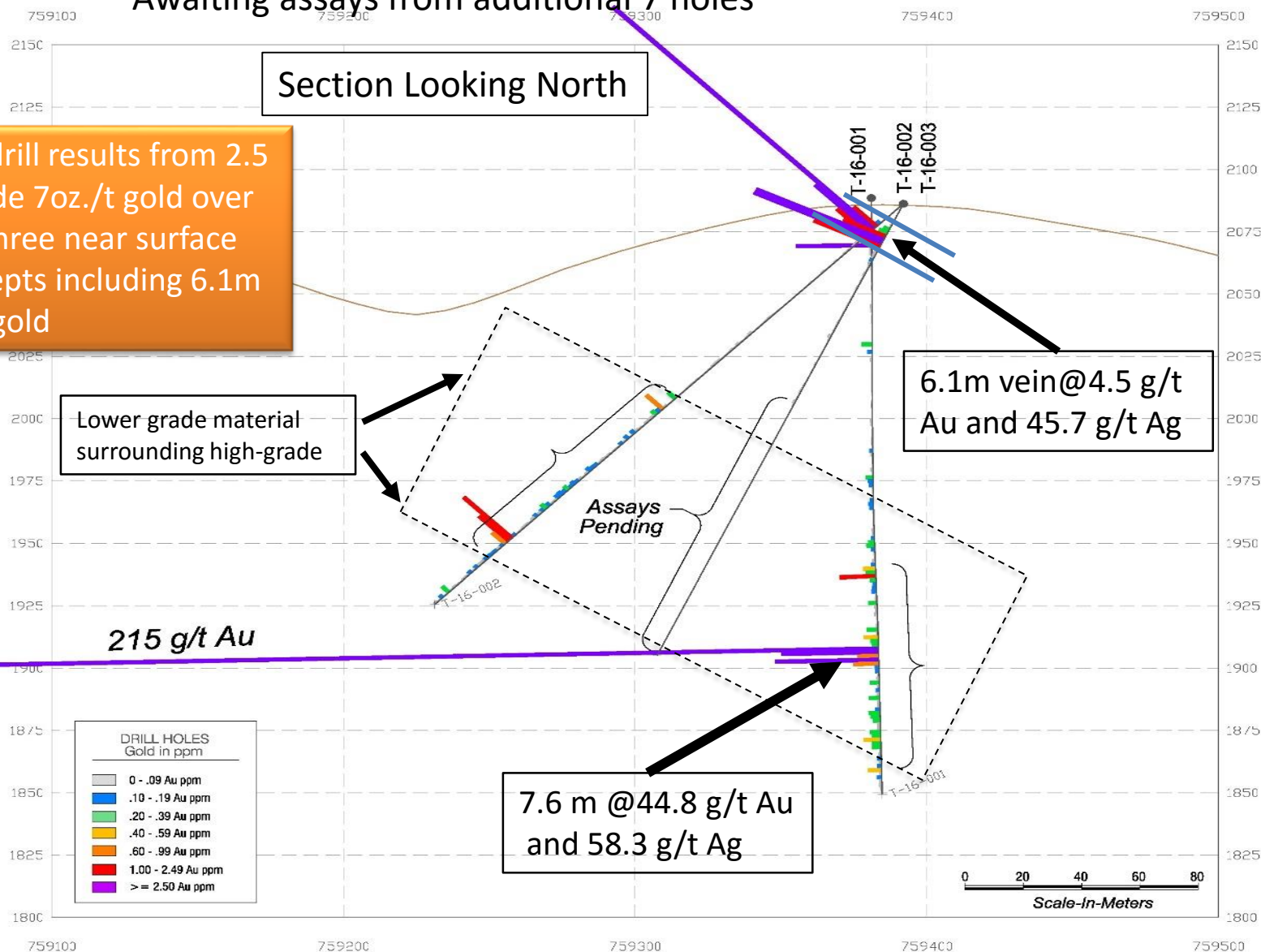
# Gold Springs Project, USA Thor Vein System



TriMetals Mining Inc.

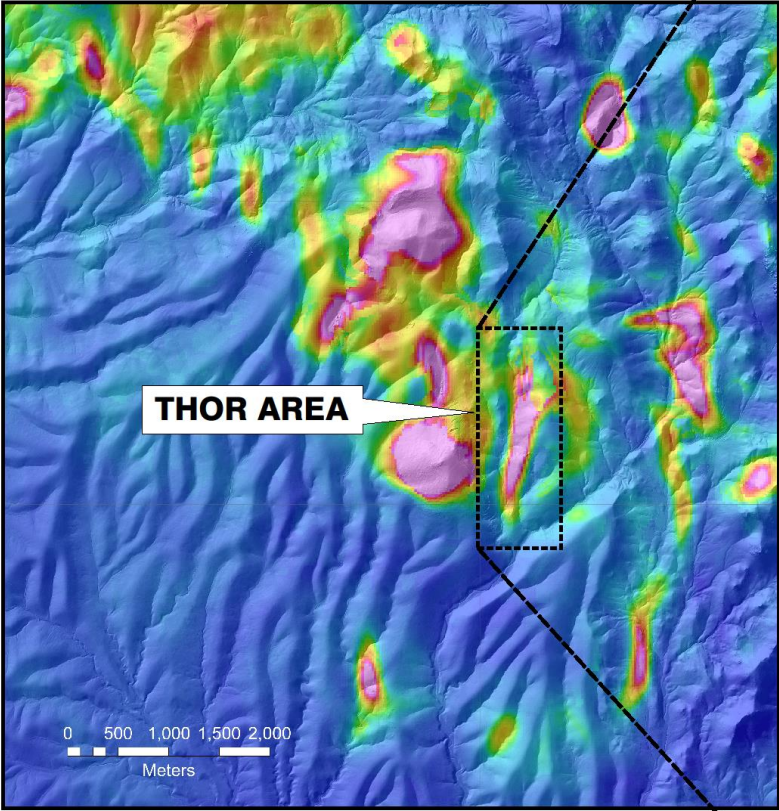
## Initial 2016 Drill Results

Awaiting assays from additional 7 holes

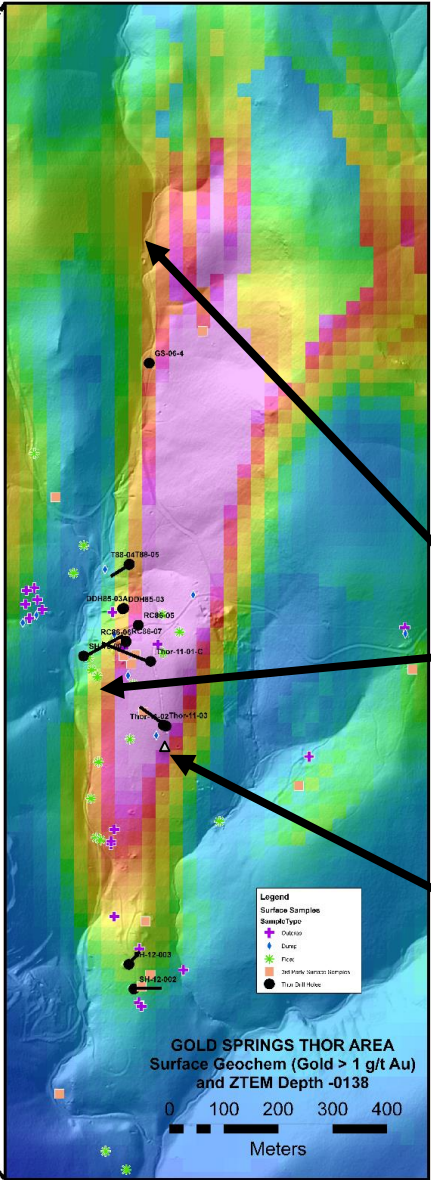




# Gold Springs Project, USA Thor Vein System



Gold Springs Project  
Regional ZTEM -138 on Bare Earth Image

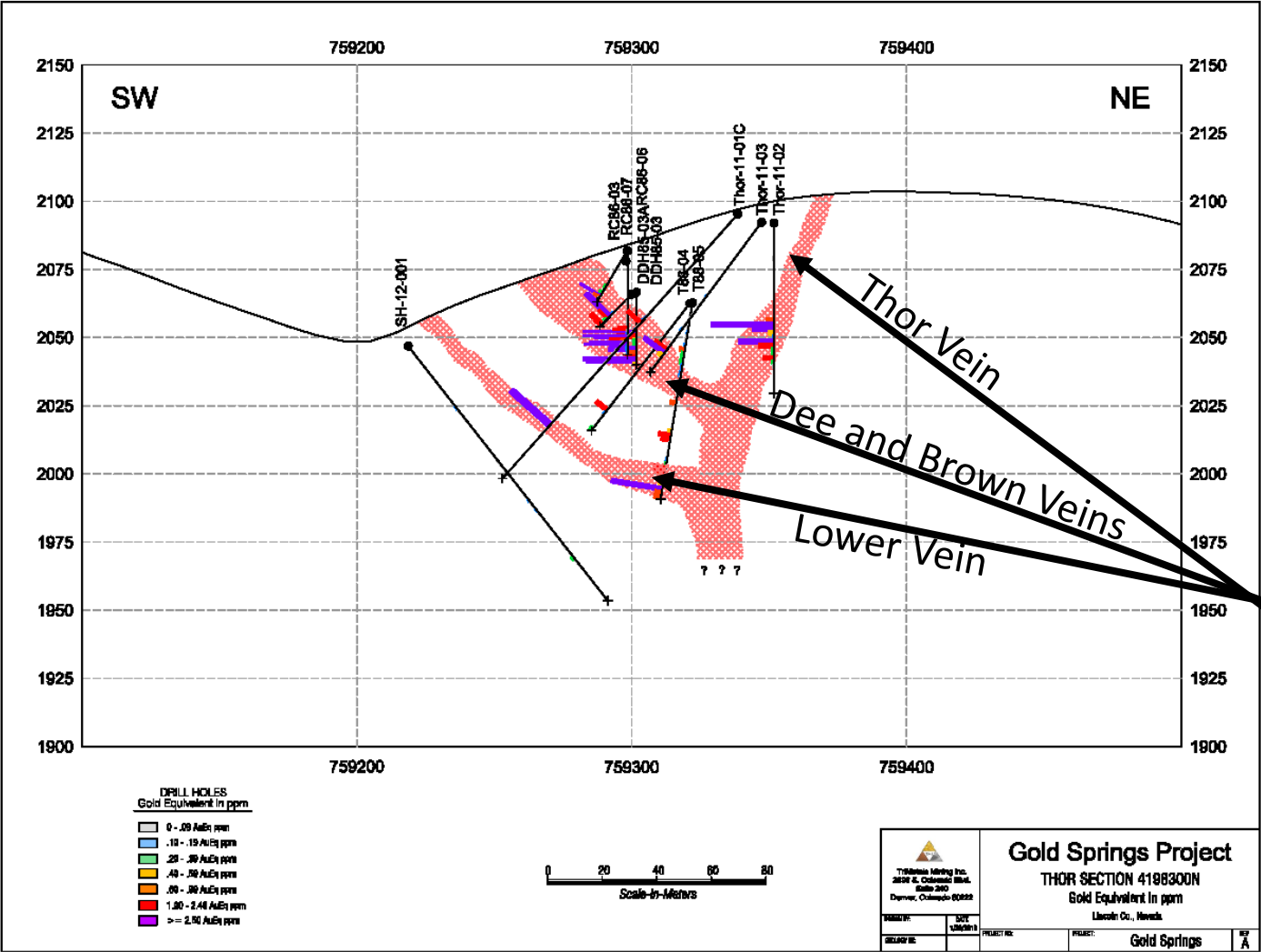
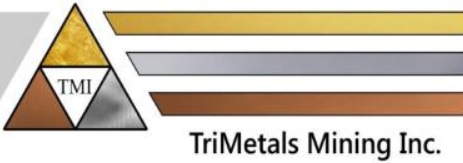


**ZTEM High Resistivity Feature Associated With Thor Vein System Same association as seen at Jumbo Resource Block**

Major Structural Corridor With Gold Veins

Location of RC holes T16-001,002 and 003

# Gold Springs Project, USA Thor Vein System

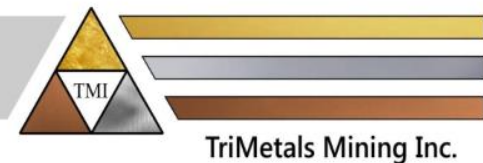


**ZTEM High Resistivity Feature Associated With Thor Vein System**  
Same association as seen at Jumbo Resource Block

Major Structural Corridor Includes many Gold Veins



# Gold Springs “Takeaway Points”



## ➤ **Potential to be a new Gold Mining District in Nevada/Utah**

- Large 74.7 sq km land position in safe, Mining friendly jurisdictions
- PEA-stage Project. PEA completed on August 12, 2015. Very Positive economics.
- Resource updated on June 3, 2015 – does not include results from the late 2015 or 2016 drilling campaigns
- Positive initial metallurgy – heap-leachable
- **+90% of gold target areas remain untested**
  - **resource drilling done on only 2 of 26 areas with outcropping gold mineralization**
- 2016 drilling program (6,000 meters) targeting Thor, Jumbo and Etna
  - Initial drill target is the Thor Vein System for higher grade material for a potential “Starter Pit” in an updated PEA.
- **Management believes continued discovery of gold mineralization very likely**

## Planning Ahead

### Outlook:

- Management believes Gold Springs has potential for 3-5 million\* oz of gold in safe mining friendly Utah and Nevada
- Mineralization starts at surface and exhibits good metallurgical characteristics
- Positive PEA in place showing positive cash flow even at \$1,000/oz gold price
- No liens or royalties on resource blocks, 100% owned
- Property has significant value in rising gold price environment
- Corporate strategy is to continue to expand the resource to increase shareholder value

*\*It is uncertain if further exploration will result in this quantify of gold being delineated as a mineral resource. The basis on which this potential quantity of gold (which is conceptual in nature) has been determined as a target is based on the Company having completed resource drilling on only portions of 2 of 26 areas of outcropping gold mineralization and none of the buried geophysical targets at Gold Springs, and has already reported a mineral resource within the two drilled areas.*

## Safe Harbor

Certain statements contained herein constitute “forward-looking statements”. Forward-looking statements look into the future and provide an opinion as to the effect of certain events and trends on the business. Forward-looking statements may include words such as “significant”, “plans,” “continue”, “further”, “could”, “estimates”, “expects,” “believes”, “targeting”, “potential” and similar expressions. These statements include, but are not limited to, statements regarding the continued advancement of the Gold Springs property. Statements regarding estimated mineral resources and the potential for delineation of additional resources through further exploration at Gold Springs. Information concerning mineral resource estimates and the interpretation of exploration results may also be considered forward-looking statements as such information constitutes a prediction of what mineralization might be found to be present if and when a project is actually developed.

These forward-looking statements are based on current expectations and entail various risks and uncertainties. Actual results may materially differ from expectations, if known and unknown risks or uncertainties affect our business, or if our estimates or assumptions prove inaccurate. Factors that could cause results or events to differ materially from current expectations expressed or implied by the forward-looking statements, include, but are not limited to, the outcome of the international arbitration process, including the timing and value of any arbitral award or settlement; management's expectation with regards to the final amount of costs, fees and other expenses and commitments payable in connection with this arbitration; any inability or delay in recovering from Bolivia the amount of any award or settlement; possible variations in mineral resources, grade, metal prices; availability of sufficient financing to fund planned or further required work in a timely manner and on acceptable terms; changes in project parameters as plans continue to be refined; failure of equipment or processes to operate as anticipated; regulatory, environmental and other risks of the mining industry more fully described in the Company's Management Discussion & Analysis of Financial Position, Results of Operations and Annual Information Form, which are available on SEDAR at [www.sedar.com](http://www.sedar.com). The assumptions made in developing the forward-looking statements include: the ability of the Company to realize value from its investments in Bolivia pursuant to the international arbitration process; the advancement of the international arbitration process in the customary manner and in accordance with Procedural Order No.1 (as amended); third-party funder honoring its contractual commitments, the accuracy of current resource estimates and the interpretation of drill, metallurgical testing and other exploration results; the continuing support for mining by local governments in Nevada and Utah; the availability of equipment and qualified personnel to advance the Gold Springs project; and execution of the Company's existing plans and further exploration and development programs for Gold Springs, which may change due to changes in the views of the Company or if new information arises which makes it prudent to change such plans or programs. The Company assumes no obligation to update or revise any forward-looking statement, whether as a result of new information, future events or any other reason.

### **Preliminary Economic Assessments that Include Inferred Resources**

The preliminary economic assessments for the Gold Springs and Malku Khota projects used in this presentation are preliminary in nature and include inferred resources that are considered too speculative geologically to have the economic considerations applied to them and that would enable them to be categorized as mineral reserves, and there is no certainty that the preliminary economic assessment will be realized.

## Qualified Persons and Derivation of Information

The information in this Presentation (unless otherwise stated) on the Gold Springs Project was derived from the Preliminary Economic Assessment Update on the Gold Springs Property, Utah/Nevada, USA dated August 12, 2015, authored by Global Resource Engineering Ltd (GRE) and Kurt Katsura. GRE prepared the economic analysis in accordance with National Instrument 43-101 Standards of Disclosure for Mineral Projects (NI 43-101). Ms. Terre Lane, Principal Mining Engineer for GRE is a “qualified person”, as defined in NI 43-101, is “independent” of the Company, as defined in NI 43-101. The NI 43-101 compliant Technical Report supporting the Updated PEA was filed on SEDAR on August 12, 2015.

In this presentation, all references to gold equivalent (AuEq) calculations, with respect to the Gold Springs Property resources, reflect gross metal content using a gold/silver ratio of 57.14 used in the most recent resource estimate (2015 Resource) and to be consistent with that used for the previously reported resource estimate (2014 Resource), and have not been adjusted for metallurgical recoveries. Note 2015 drill results are reported using a gold/silver ratio of 71.9

The information in this Presentation (unless otherwise stated) on the Escalones Project was derived from the NI 43-101 compliant Amended Technical Report effective date June 28, 2013 and amended on July 11, 2014 and filed on SEDAR. The indicated and inferred mineral resource estimates were prepared in compliance with the standards of NI 43-101 by Jeff Choquette, P.E. and Jennifer J. Brown of Hardrock Consulting LLC. Jeff Choquette acted as the qualified person for the portions of the report regarding the resource estimation, as defined in NI 43-101, and is independent of the Company. David Dreisinger, Vice President of Metallurgy of TriMetals Mining Inc., also a qualified person, authored the portions of the Technical Report regarding mineral processing and metallurgical testing. The Technical Report was filed and is publicly available under the Company’s profile on SEDAR at [www.sedar.com](http://www.sedar.com).

With respect to the Escalones Property Copper Equivalent (Cu Eq\*) calculations reflect gross metal content using approximate 3 year average metals prices as of June 25th, 2013 of \$3.71/lb copper (cu), \$1549/oz gold (Au), \$30.29/oz silver (Ag), and \$14.02/lb molybdenum (Mo) and have not been adjusted for metallurgical recoveries. An economic cut-off grade of 0.25% copper equivalent was assumed for this report.

The information in this Presentation (unless otherwise stated) on the Malku Khota Project in Bolivia was derived from the Preliminary Economic Assessment on the Malku Khota Property dated May 16, 2011 and filed on SEDAR. The Qualified Persons for the 43-101 Technical Report for the updated PEA and resource estimate include: Ralph Fitch – President & CEO of TriMetals Mining Inc.; Felipe Malbran – Vice President of Exploration South America of TriMetals Mining Inc.; Allan Armitage, Ph.D, P.Geo - GeoVector Management Inc.; Pierre Desautels, P.Geo - AGP Mining Consultants Inc.; Gordon Zurowski, P.Eng - AGP Mining Consultants Inc.; and William Pennstrom, P.Eng - Pennstrom Consulting Inc. Other than Messrs. Fitch and Malbran, the Qualified Persons are independent of the Company as defined in NI 43-101.

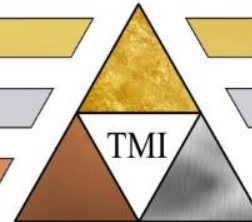
A resource cut-off grade of 10 g/t silver equivalent was used and is based only on the values of silver at \$16/oz and indium at \$550/kg.

The silver equivalent calculation includes gross metal content for Ag, In, Ga, Cu, Pb, and Zn using base case pricing shown below.

Silver (US\$/ounce) \$18.00, Indium (US\$/kg) \$500.00, Lead (US\$/lb) \$0.90, Zinc (US\$/lb) \$0.90, Copper (US\$/lb) \$3.00,

Gallium (US\$/kg) \$500.00. Estimated metal content does not include any consideration of mining, mineral processing, or metallurgical recoveries.

# TriMetals Mining Inc.



## TriMetals Mining Inc.

**Gold Springs Gold-Silver Project, Nevada/Utah, USA**

**Safe, Mining Friendly Jurisdictions**

## Selected Operating Criteria PEA Base Case

- \$4.22/t leachable material for mining costs (or \$1.41/t mined)
  - \$3.07/t leachable material for processing costs
  - \$0.26/t leachable material for G&A costs; and
  - \$0.38/t leachable material for operating cost contingency
- 
- Contractor mining
  - Gold Recovery: 73% at Jumbo and 72% at Grey Eagle
  - Silver recovery: 40% at Jumbo and 20% at Grey Eagle
  - About 155 full time personnel
  - Power requirements approximately 5 megawatts
  - Power line construction approximately 14 km
  - Water requirement approximately 1,000 gallons/min
  - Federal tax rate of 35%
  - Nevada severance, Utah state tax and local tax of 7%
  - Sales tax of 6.2%



## Expropriated Malku Khota Silver-Indium Project

### International Arbitration Against Bolivia

Malku Khota project  
expropriated by  
Bolivia in August,  
2012

- **International arbitration process started in March 2013 by TMI's subsidiary SASL**

SASL files Statement  
of Claim for \$385.7  
million in Sept. 2014

- **Bolivia filed Statement of Defense in March 2015**

Reply on the Merits  
filed by SASL in  
November 2015

- **Bolivia filed Rejoinder on the Merits in March 2016**

Final Hearing held in  
July 2016 in  
Washington, DC

- **Award expected 6 to 12 months thereafter**



**International Arbitration Advancing According to the Procedural Calendar**

## 2011 Resource Estimate and PEA Update

- Filed on SEDAR May 2011
- Measured & Indicated resources of 230 Moz silver plus 140 Moz of Inferred
- Mining at 40,000 tpd over 15 years
- Average cash cost \$5.06/oz after credits (\$2.94/oz in 1<sup>st</sup> 5 years)
- Life of Mine recovered metals:
  - Silver: 158 million ounces
  - Indium: 1,184 tonnes
  - Lead: 191 million lbs
  - Zinc: 135 million lbs
  - Copper: 88 million lbs
  - Gallium: 213 tonnes
- Initial capital: \$411 million

### Expropriated by Bolivia on August 1, 2012

Seeking fair market value compensation through International Arbitration of US\$385.7 million (including US\$78.5 million in pre-award interest)

Pre-Tax NPV @ 5% Discount Rate



## **Class B Shares (TMI.B) - Explained**

The Class B shares carry redemption and retraction rights and rights on liquidation which entitle the holders collectively to 85% of the net cash, if any, (after deducting all costs, taxes and expenses and the third party funder's portion thereof) received from an award or settlement from Bolivia for the expropriation of the Malku Khota Project.

The residual 15% of the net cash proceeds received will be retained by the Company – represented by the common shares.

### **The Class B shares' only asset is the potential cash award**

The Class B shares are non-voting and non-participating in regards to dividends and on liquidation other than as described above.

A large majority of the costs of the arbitration to be incurred by SASL (The Company's 100% owned subsidiary) or the Company are payable only in the event there is an award in favour of SASL and will be paid out of the proceeds of any such award. These costs include certain fees and other expenses incurred in connection with the arbitration, including a third-party funder's portion of any recoveries received pursuant to the arbitration proceedings or any settlement with Bolivia, a contingent success fee payable to SASL's lead arbitration counsel, and other commitments. These fees, costs and expenses will be paid out of any such award, thus potentially reducing funds received by SASL by as much as one-third of the amount of any award in its favour.

## Management Team - Experienced and Successful

### Ralph Fitch Chairman, President and CEO

- ✓ Explorationist with 50 years global experience; former Chief Geologist for Chevron Minerals. Associated with several major discoveries including:
- ✓ Collahuasi copper porphyry discovery in Chile, now the world's third largest copper mine;
- ✓ Malku Khota silver-indium deposit;
- ✓ Escalones and Vizcachitas Porphyry Copper deposits, Chile; and
- ✓ Gold Springs Nevada/Utah

### Matias Herrero Chief Financial Officer

- ✓ Canadian Chartered Accountant and U.S. Certified Public Accountant with extensive financial experience serving in senior roles for Canadian publicly-listed mining companies including prior experience with international arbitration

### Randall Moore, Executive Vice President of Exploration North America

- ✓ Former VP Exploration for General Minerals Corporation (now Sprott Resource Corp. - TSX: SCP)
- ✓ Former senior geologist for Cambior, St. Joe, Duval and Noranda
- ✓ Associated with gold discoveries at Bullfrog, NV; Livengood, AK and
- ✓ Gold Springs Nevada/Utah

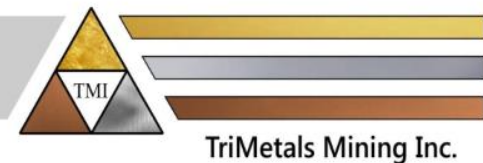
### Felipe Malbran Executive Vice President of Exploration South America

- ✓ Co-founder of TriMetals Mining Inc. with over 25 years experience in exploration management in South America
- ✓ Former VP Exploration for General Minerals Corporation (now Sprott Resource Corp. - TSX: SCP)
- ✓ Key role in: The Malku Khota silver-indium deposit discovery and
- ✓ the Escalones and Vizcachitas Porphyry Copper deposits discoveries, Chile (TMI)

### David Dreisinger VP Metallurgy

- ✓ Professor and Industrial Research Chair in Hydrometallurgy at The University of British Columbia; actively involved in developing and commercializing hydrometallurgical processes worldwide

# Independent Directors



TriMetals Mining Inc.

## Paul Sheehan

- ✓ CEO and a founder of Thaddeus Capital Limited, a Hong Kong-based hedge fund.
- ✓ Previously associated with ING Bank NV in Hong Kong and with Lehman Brothers Asia where he was a VP and co-head of Asian bank research.
- ✓ Investor and lender in multi-commodity resource projects throughout Asia, Africa & South America.
- ✓ BA in economics from the University of Albany, State University of New York, and a Masters Degree in Public and Private Management from the Yale School of Management.

## Robert van Doorn

- ✓ Mining Engineer with 50 years in mining finance.
- ✓ Recently, Chairman & CEO of Mundoro Mining Inc., Exec. VP of Business Develop. and Director for Rio Narcea Gold Mines L.S. and Golden China Resources Corp.
- ✓ Former Sr. Mining Analyst at Loewen, Ondaatje, McCutcheon, and Global Gold Analyst at Morgan Stanley and Business Development Manager at Royal Dutch Shell.
- ✓ Achievements include investment recommendations and financing of Great Basin Gold, Pangea Minerals Ltd., Platexco Inc., Argentina Gold and Arequipa, whose discoveries have been developed into major mines. At Rio Narcea Mr. van Doorn was instrumental in acquisition of the Tasiast project in Mauritania (Now owned by Kinross).
- ✓ Currently director of Cardero Resources and previous director of Romarco Minerals, Leydenburg Platinum and Hana Mining.

## Antonio Canton

- ✓ Independent consultant for international companies in marketing, finance and real estate. As a director of a number of Swiss companies, he brings to the Board extensive experience in accounting and finance.
- ✓ Swiss Certified Public Accountant.

## Tina Woodside

- ✓ Managing partner with the Canadian law firm Gowling WLG with over 20 years experience advising Canadian and foreign mining companies on a wide range of matters including IPO and M&A transactions.
- ✓ B.A. and LL.B from Queen's University. Graduate of the Institute of Corporate Directors/Rotman School of Business where obtained Certified Director designation

## Roman Mironchik

- ✓ Managing Director of Izurium Capital, a London based private equity firm.
- ✓ Previously worked in London office of Francisco Partners, a leading US-based private equity fund. Before moving to Francisco Partners, Mr. Mironchik worked on direct equity investments and structured lending for RP Capital Group, a London based hedge fund.
- ✓ Formerly Merrill Lynch's London Investment Banking division, involved in M&A and financing transactions.
- ✓ BSc Economics from the London School of Economics and Political Science.

## Victor Dario

- ✓ Financial consultant with more than 30 years of experience in corporate finance and asset management.
- ✓ Board member in various companies in the financial and investment sector
- ✓ Former executive with UBS AG and Bankinvest AG, Zurich.
- ✓ Currently Chairman of PHZ Bank Zurich AG.
- ✓ Master's degree in economics and finance from the University of Zurich, Switzerland.