

ADVANCING THE NEXT BIG GOLD DISCOVERY IN GHANA



Best Grade Intercepts Returned from Drilling (JORC 2012 compliant)	18 Aug 2015	67m High Grade Gold Zone at Namdini Extension (JORC 2012 compliant)
High Grade Results Continue at Namdini (JORC 2012 compliant)	29 Jul 2015	83m Mineralised Zone Further Along Strike at Namdini (JORC 2012 compliant)
High Grade Gold From Surface at Namdini Project (JORC 2012 compliant)	02 Jul 2015	99m Drill Hole Entirely Mineralised at Namdini Extension (JORC 2012 compliant)
10m Wide Gold Zone Intersected at Namdini Project (JORC 2012 compliant)	03 Feb 2015	Cardinal Hits 42m Gold Up Dip at Namdini (JORC 2012 compliant)
Visible Gold in Diamond Drill Hole (JORC 2012 compliant)	27 Jan 2015	Cardinal Hits 51m High Grade Gold Along Strike at Namdini (JORC 2012 compliant)
18m Gold Intersection within Diamond Drill Hole (JORC 2012 compliant)	19 Jan 2015	Cardinal Intersects 41m High Grade Gold Down Dip at Namdini (JORC 2012 compliant)

new discovery in Northern Ghana

large system – mineralisation discovered over
n strike, ~200-300m width and ~350m depth

ly ~13,000 Diamond metres and ~12,000 RC
metres drilled to date

all located for infrastructure

ial JORC Resource Estimate and Metallurgical
network is underway – Results expected Q4 2016



Directors and Senior Management

	<i>Non-Executive Chairman</i> (Ex- MD / CEO Papillion Resources, Adamus Resources Exec Project Dev, Newmont)
dis	<i>Managing Director - CEO</i> (Ex-Deputy Country Manager – PMI Gold – Asanko Gold TSX:AKG)
	<i>Executive Director</i> (Ex-Public Relations Officer – PMI Gold – Asanko Gold, TSX:AKG) <u><i>Resident of Ghana</i></u>
	<i>Non-Executive Director</i> (Ex-VP Corp. Dev Red Back Mining, MD / CEO Beadell Resources ASX:BDR,)
	<i>Non-Executive Director</i> (Ex-Macquarie Bank, Executive Director of Metals and Energy Capital Division)
es	<i>Project Technical Manager</i> (Ex-RSG, (Resource Service Group), Dundee Precious Metals Inc)
	<i>Exploration Manager</i> (Ex-PMI Gold – Asanko Gold TSX:AKG, JCI Ltd, Gencor Ltd) <u><i>Resident of Ghana</i></u>

Capital Structure

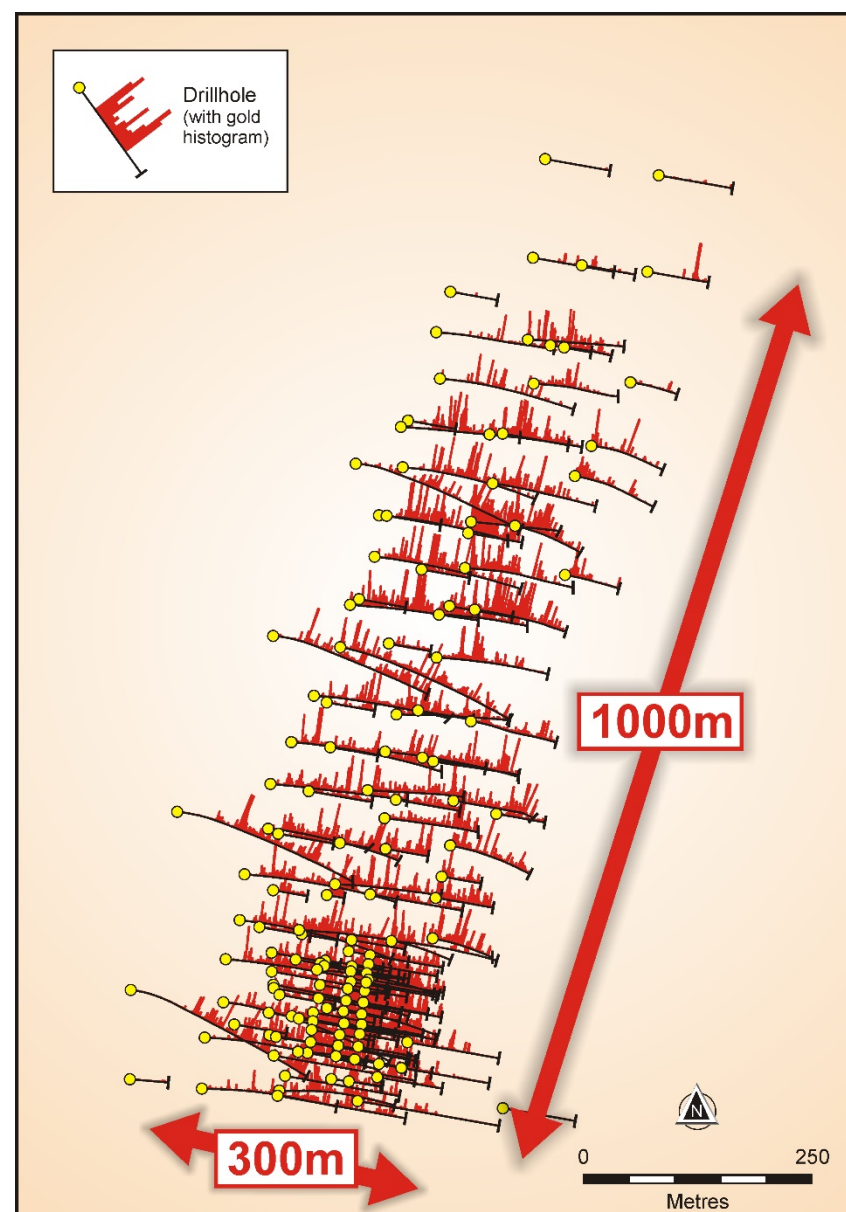
Current Share Price ¹	A\$	
Shares on Issue ²	#	303.1
Listed Options on Issue ³	#	116.5
Market Capitalisation	A\$	\$151
Enterprise Value	A\$	\$125
Cash ⁴	A\$	~\$26

¹As at 17 August 2016 ²The Company also has 50 Class A Performance Shares and 60 Class C Performance shares on issue. All series, if converted will total 11 million ordinary shares if certain milestones are achieved. Details of conversion milestones are provided in Cardinal's annual report. ³ Exercise price of \$0.15, Exp 30 September 2019. ⁴ As at July 2016. ⁵ As at 31st August 2016.

Major Shareholders

Directors	6.8 %
1832 Asset Management L.P (Dynamic Fund) <i>Canada</i>	9.0 %
Precious Capital Global Mining and Metals Fund <i>Switzerland</i>	5.5 %
Macquarie Bank <i>Australia</i>	4.2 %
US Global <i>USA</i>	3.9 %
Colonial First State <i>Australia</i>	3.0 %
Top 20 Shareholders	~70 % ⁵
Top 40 Shareholders	~80 % ⁵

m @ 1.61 g/t from 3m (incl 52m @ 2.40 g/t)
 m @ 1.72 g/t from surface (incl 41m @ 2.57 g/t)
 m @ 1.62 g/t from surface (incl 43m @ 2.52 g/t)
 m @ 1.21 g/t from surface (incl 35m @ 2.50 g/t)
 m @ 1.62 g/t from 147m
 m @ 4.53 g/t from 33m
 m @ 1.41 g/t from 14m (incl 31m @ 2.52 g/t)
 m @ 2.88 g/t from 130m (incl 40m @ 4.56 g/t)
 m @ 3.10 g/t from 3m (incl 10m @ 9.10 g/t)
 m @ 3.58 g/t from 85m (incl 12m @ 4.38 g/t)
 m @ 7.73 g/t from 168m (incl 2m @ 137 g/t)
 m @ 2.35 g/t from 61m (incl 20m @ 3.89 g/t)
 m @ 2.70 g/t from 98m (incl 14m @ 5.63 g/t)
 m @ 3.03 g/t from 73m (incl 5m @ 6.81 g/t)



Plan View – Drillholes with Gold Histograms

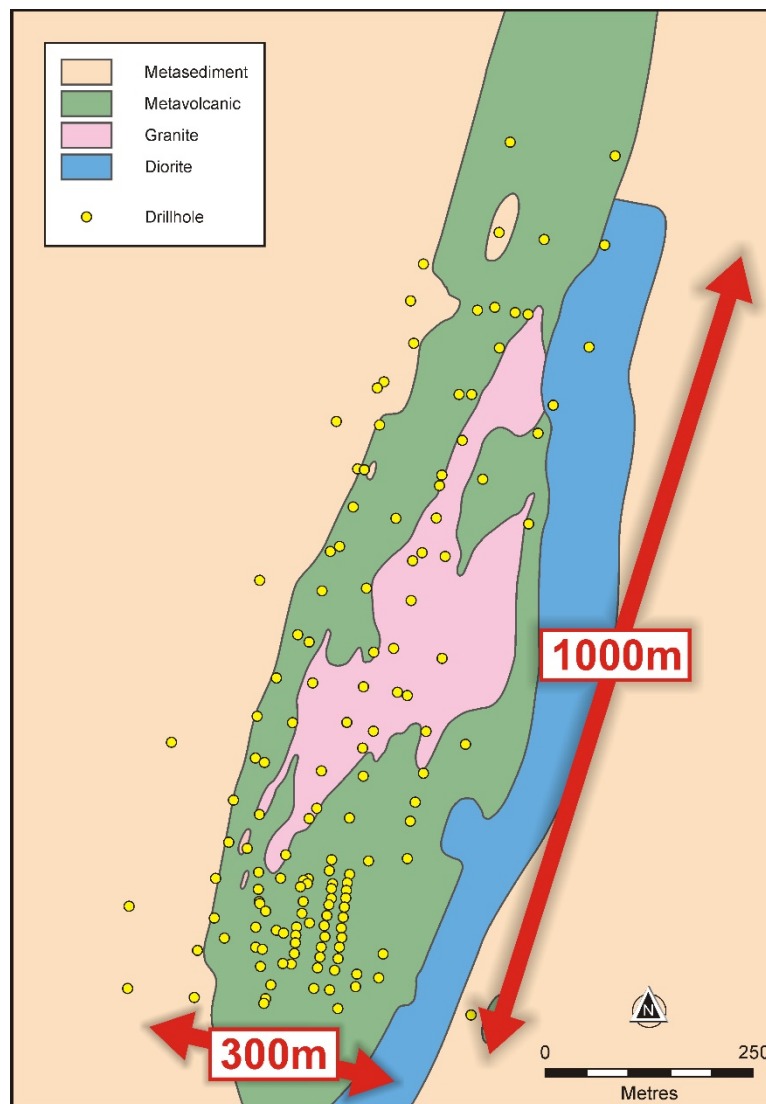
ensely deformed,
oderately dipping
ological sequence

etavolcanics (green) have
en intruded by Granite
(pink) and Diorite (blue)

ld mineralisation hosted
Metavolcanics, Granite &
Diorite

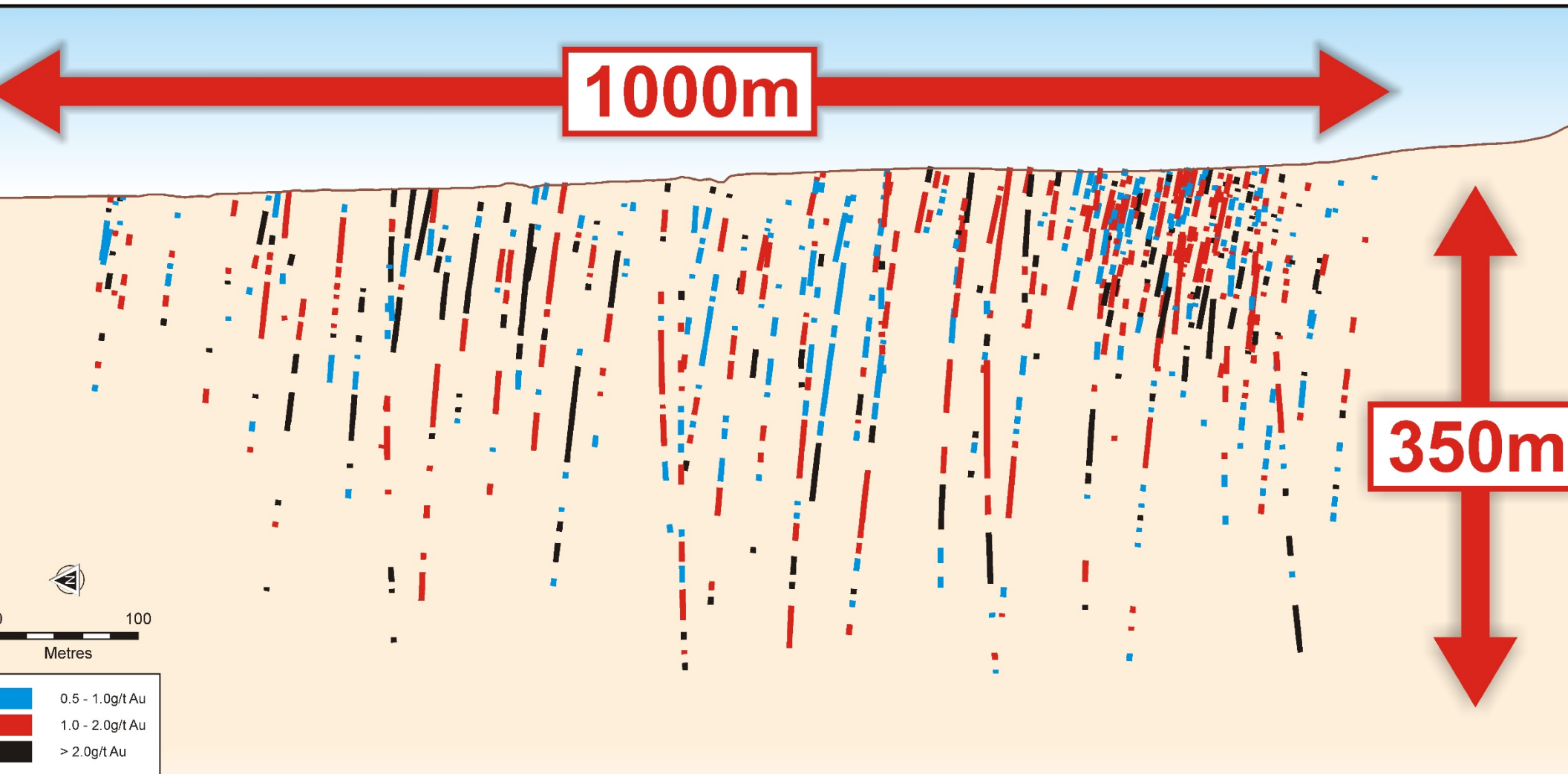
ld mineralisation
ociated with disseminated
phides

e-grained gold, visible gold
are

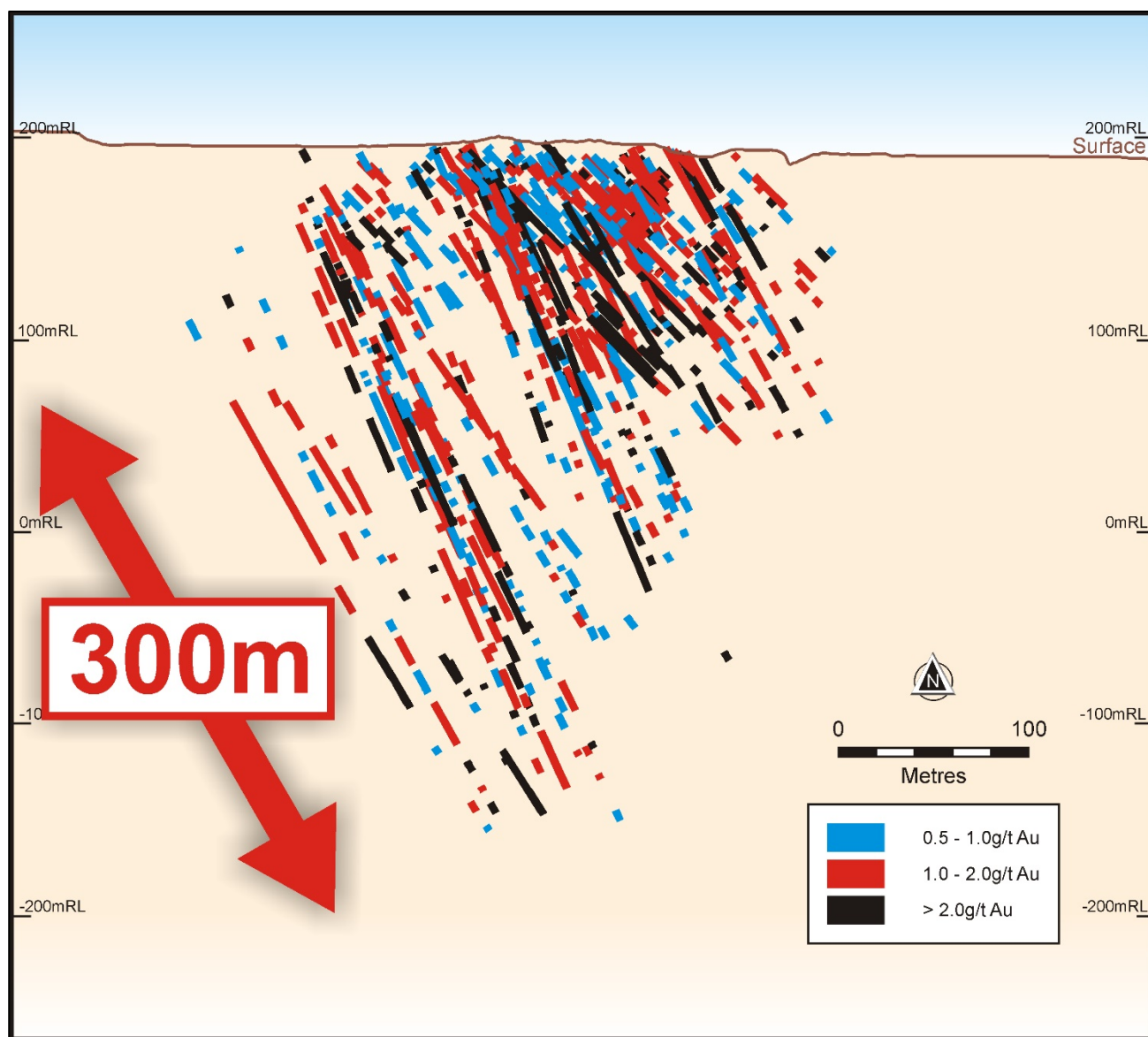


Plan View – Geology

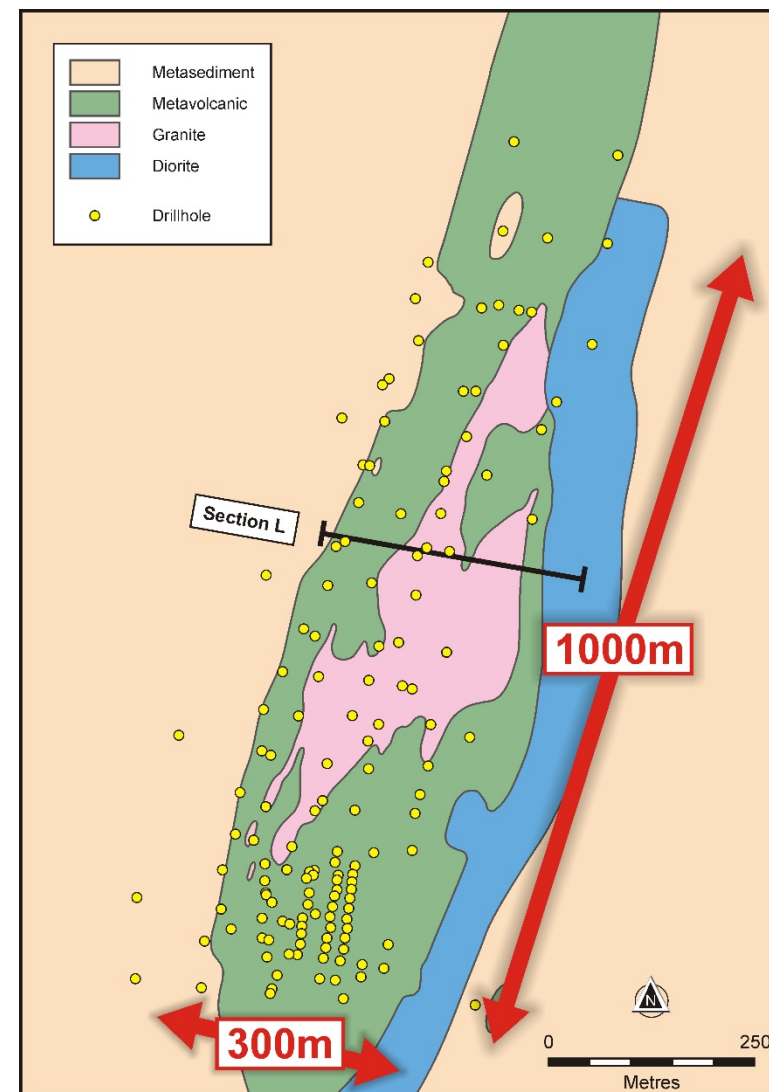
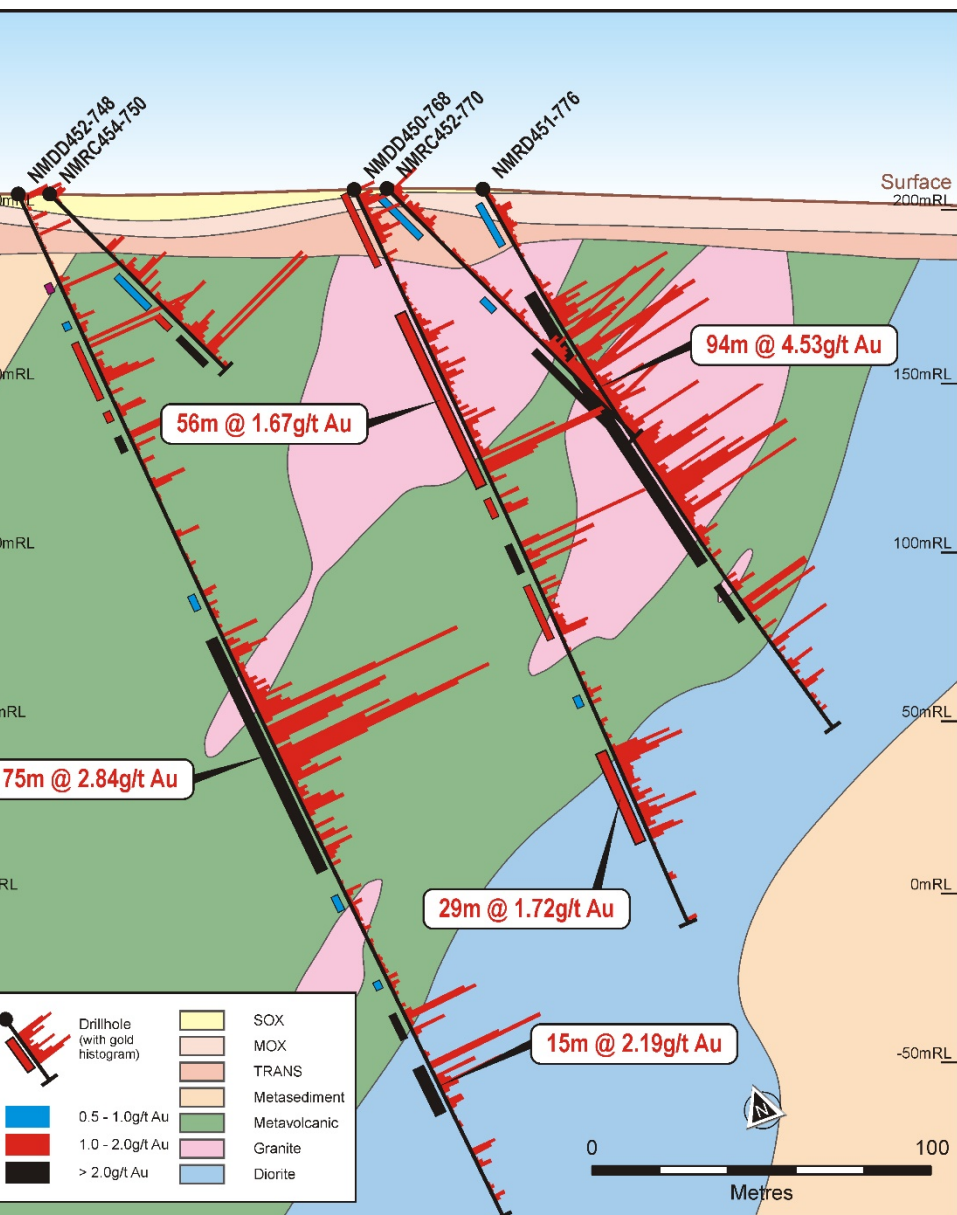
- All diamond drilling reoriented
- 3D geological model developed
- Structural and gold mineralisation sequence determined
- Over 1500 density measurements collected to date
- All assays are 50g fire assay by SGS Laboratories
- Comprehensive QA/QC

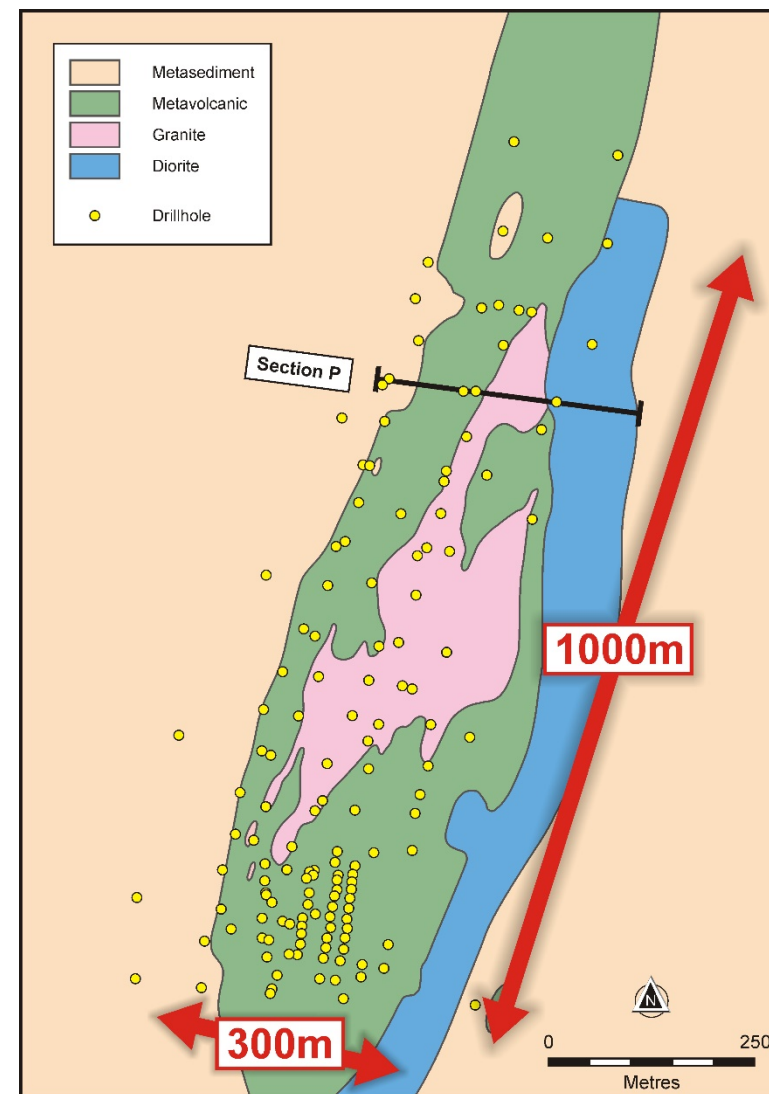
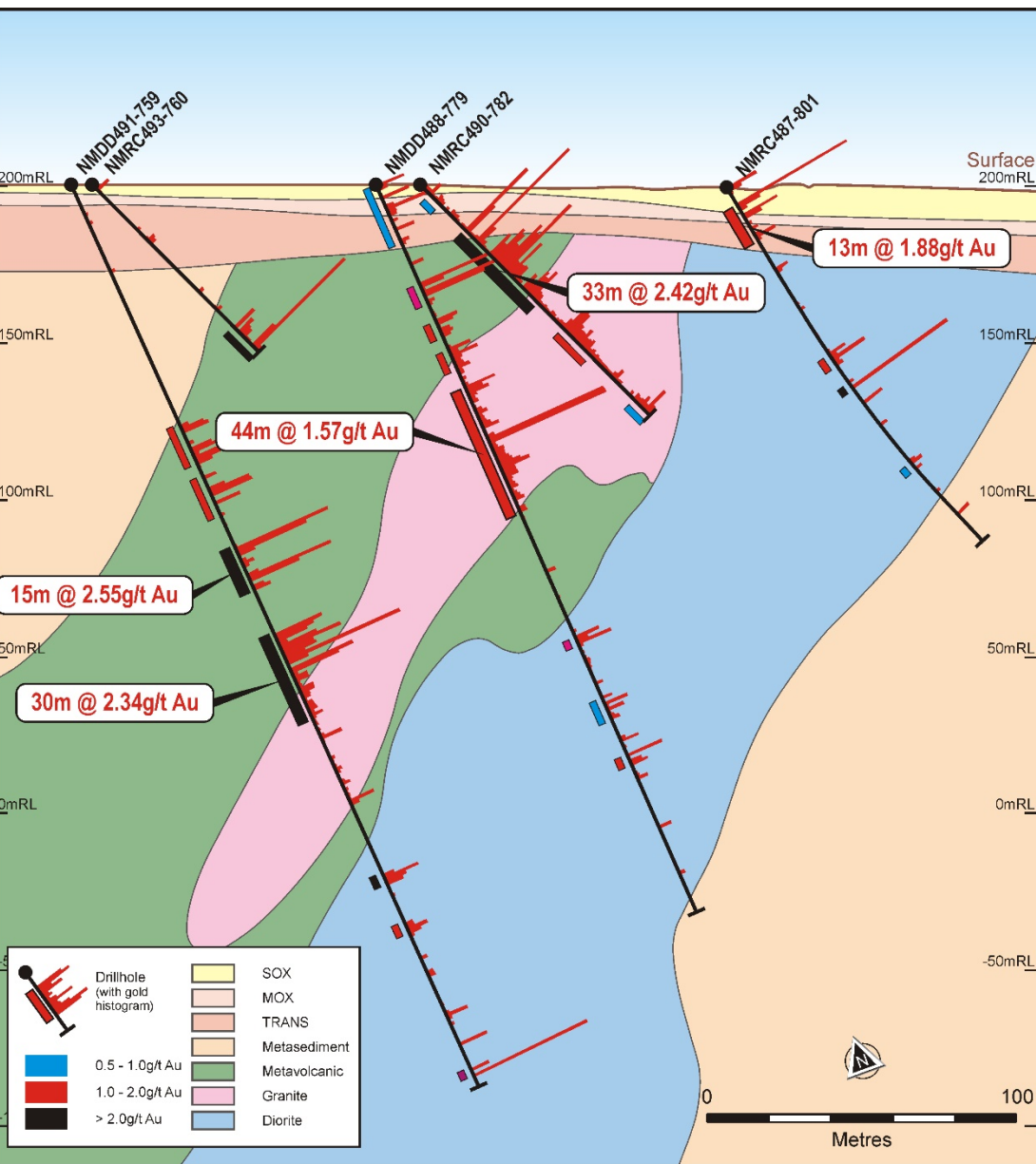


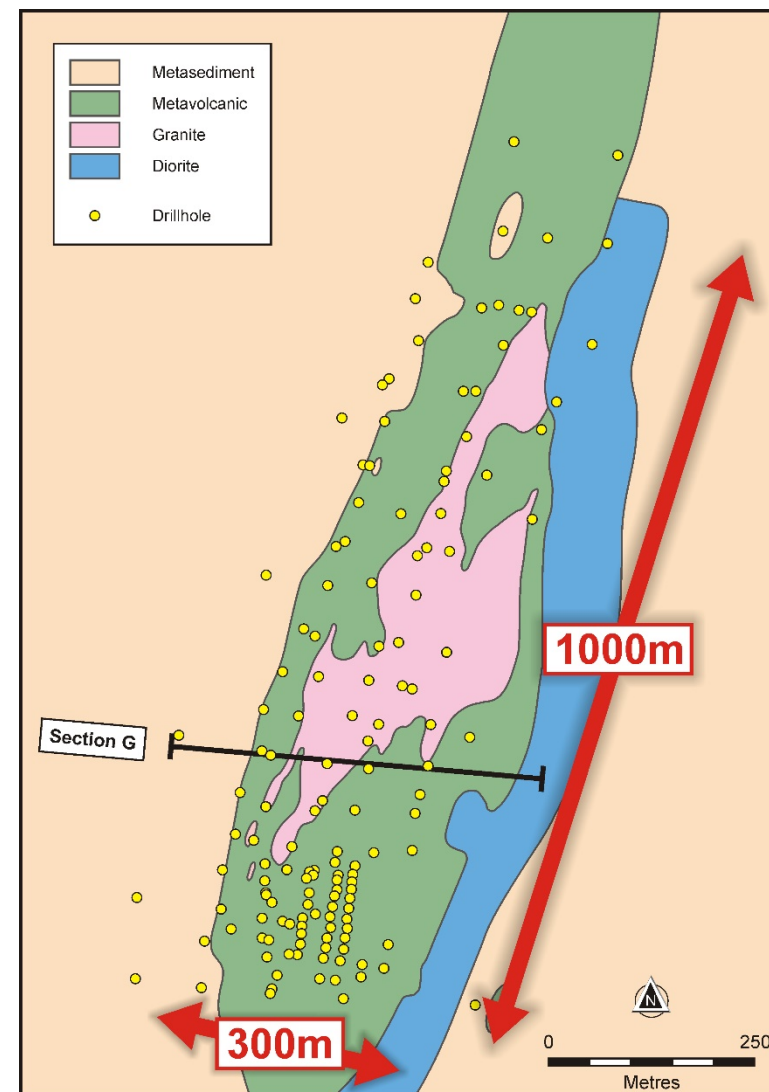
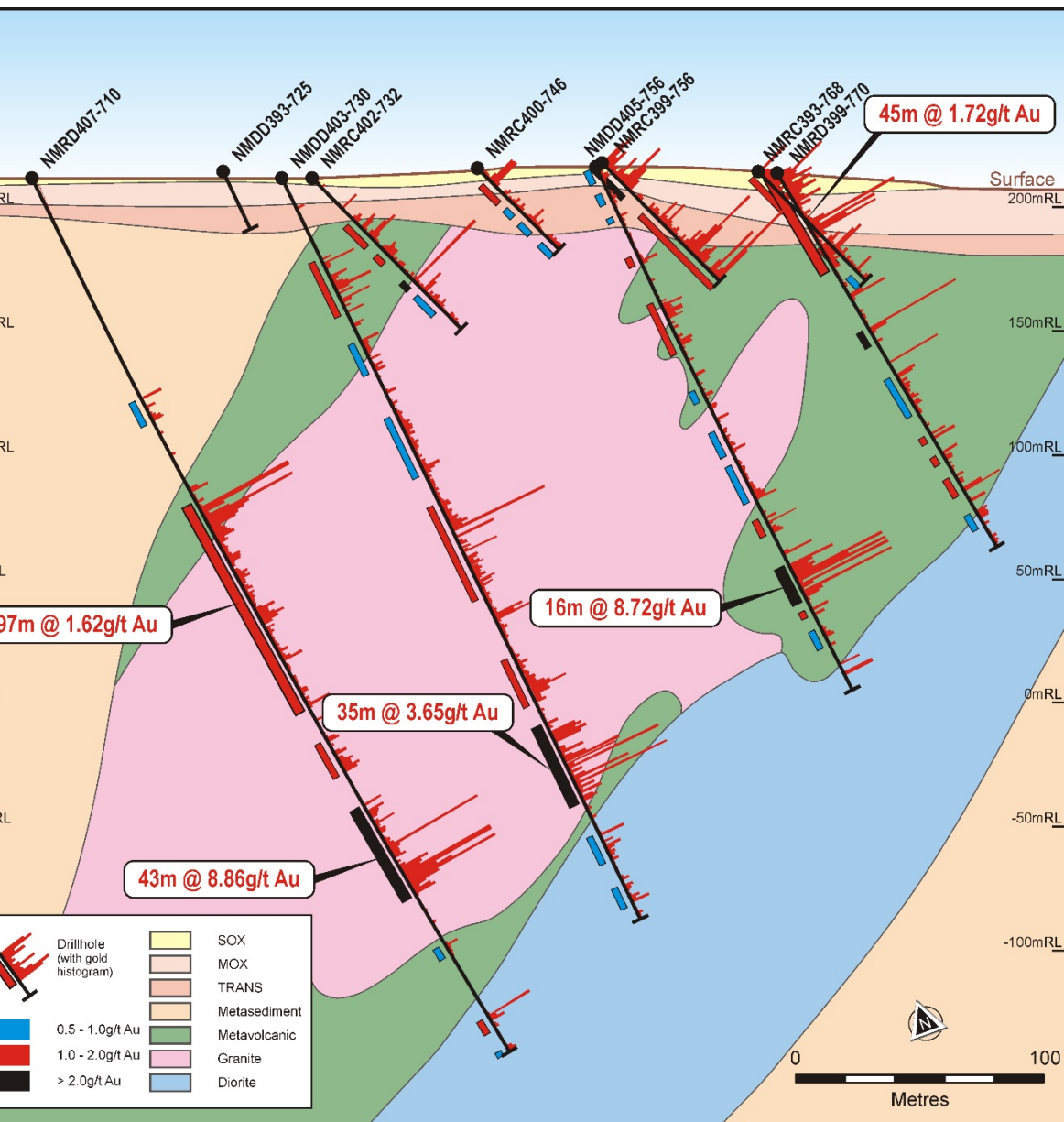
Long section – View East (mineralized intersections; 3m min width; 3m contiguous waste; 0.5 g/t cut off)



through the Namdini deposit intersections towards N020E (mineralized intersections; 3m min width; 3m contiguous waste; 0.5







Final JORC Resource Estimate is underway (Independently Estimated & Audited) – Results expected Q4 2016

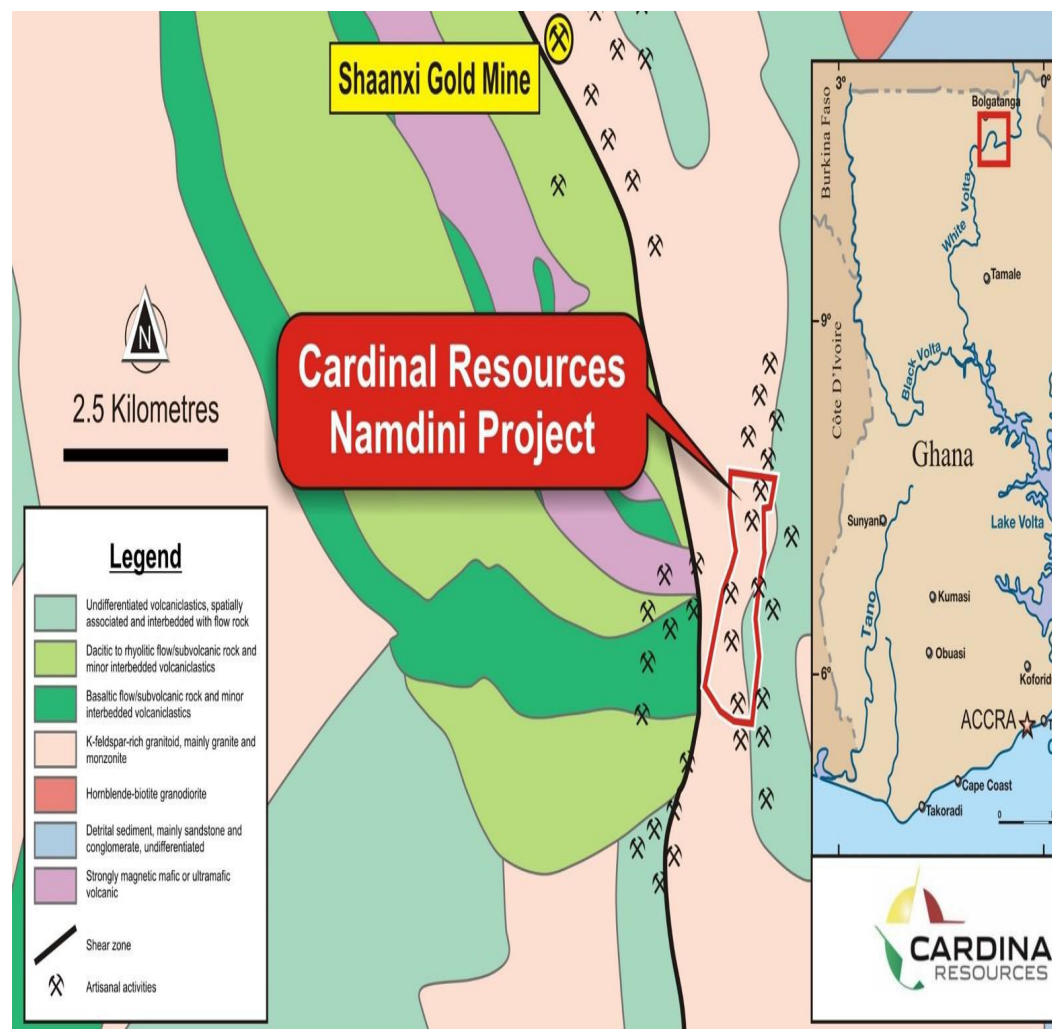
Final Metallurgical Test Work is underway – Results expected Q4 2016

Ongoing drilling for resource delineation and regional exploration



Cut drill core containing visible gold (red circles) within altered volcaniclastic rock unit

en Savannah grassland
 months of wet season per year
 y low population density
 r drive to regional town
 led highway ~15km
 tional HV power grid ~30km
 ter supply ~7km



new gold discovery in Ghana

zones of mineralisation (~200-300m)

mineralisation is open at depth

infrastructure

experienced board with proven track record in
Ghana and West Africa

Cardinal Resources and Management hold 6.8%

Company owned drill rig

resource delineation drilling and regional
exploration on-going

JORC Resource and Metallurgical Testwork
underway – Results expected Q4 2016

significant potential to host a multi-million ounce
gold source



Core racks under cover at Cardinal core shed

ANK YOU FOR YOUR TEREST

