



CONDOR GOLD

PRECIOUS METALS SUMMIT

4th & 5th November 2014



CONDOR GOLD PLC

DISCLAIMER

- This written presentation (the "**Slides**") has been prepared by Condor Gold plc (the "**Company**"). The Slides are the sole responsibility of the Company and are subject to updating, correction, completion, revision, further verification and amendment. Any reference to the Slides shall include any part or parts thereof.
- The Slides, and the accompanying oral presentation, do not constitute (i) an offer or an intended offer of securities in the Company, (ii) a recommendation regarding any decision to sell or purchase securities in the Company or (iii) a prospectus, disclosure document or listing particulars relating to the Company nor do they form part of any offer or invitation to purchase, sell or subscribe for, or any solicitation of any such offer to purchase, sell or subscribe for, any securities in the Company. The Slides, or the fact of their distribution, shall not form the basis of and should not be relied on in connection with, any contract or future decision to acquire the Company's securities.
- The Slides and the accompanying oral presentation are confidential and the Slides are being supplied to you solely for your information and may not be reproduced or distributed, passed on or disclosed, whether directly or indirectly, to any other person or published, in whole or in part, for any purpose. No reliance may be placed for any purpose whatsoever on the information contained in the Slides and the accompanying verbal presentation or the completeness, fairness or accuracy of such information. No representation or warranty, express or implied, is given by or on behalf of the Company, Numis Securities Limited (**Numis**) or their respective shareholders, directors, officers, or employees or any other person as to the accuracy or completeness of the information or opinions contained in the Slides and the accompanying verbal presentation, and no liability is accepted for any such information or opinions (including in the case of negligence, but excluding any liability for fraud).
- The Slides contains maps, charts, schematics, cross-sections and other graphics and images (the "**Images**") which have been produced by the Company using common software packages such as MapInfo and Micromine. The source data for the Images includes the Company's own data, data from third party consultants and from publicly available information.
- The Slides may contain forward-looking statements, which relate, inter alia, to the Company's proposed strategy, plans and objectives. Such forward-looking statements are based on current expectations and involve known and unknown risks, uncertainties and other factors beyond the control of the Company that could cause the actual performance or achievements of the Company to be materially different from any future results, performance or achievements expressed or implied by such forward-looking statements. Such risks, uncertainties and other factors include, among others, changes in the credit markets, changes in interest rates, legislative and regulatory changes, changes in taxation regimes, changes in gold and silver prices, political risks, operational risks and general economic and business conditions. These forward-looking statements speak only as at the date of the Slides, they should not be relied on and the Company accepts no obligation to disseminate any updates or revisions to them. No representation or warranty is given by the Company as to the performance, achievement or reasonableness of any such forward-looking statements.
- The Slides and their contents are for distribution in the United Kingdom only. In the United Kingdom the Slides are for distribution only to persons who fall within the exemptions contained in Articles 19(5) and 49(2) of the Financial Services and Markets Act 2000 (Financial Promotion) Order 2005 (as amended) ("**FPO**") (such as persons who are authorised or exempt persons within the meaning of the FPO and certain other persons having professional experience in matters relating to investments, high net worth companies, unincorporated associations or partnerships and the trustees of high value trusts) and persons to whom distribution may otherwise lawfully be made. Any investment, investment activity or controlled activity to which the Slides relate is available only to such persons and will be engaged in only with such persons. Persons of any other description, including those that do not have professional experience in matters relating to investments, should not rely or act upon the Slides.
- The Slides should not be distributed, published, reproduced or otherwise made available in whole or in part by the recipients or any other person to any other person or for any purpose. In particular, neither the Slides nor any copy of them may be distributed or transmitted in or into the United States of America, Australia, the Republic of South Africa, the Republic of Ireland, Japan or Canada or in any other country outside the United Kingdom where such distribution may lead to a breach of law or regulatory requirements or transmitted, distributed or sent to or by any national, resident or citizen of such countries or to any US Person as that term is defined in Regulation S under the United States Securities Act of 1933 (as amended) (the "**Securities Act**"). The distribution of the Slides in certain jurisdictions may be restricted by law and therefore persons into whose possession these Slides come should inform themselves about and observe any such restrictions. Any such distribution could result in a violation of the law of such jurisdiction.
- The ordinary shares referred to in the Slides (the "**Shares**") have not been, and will not be, registered under the Securities Act or with any securities regulatory authority of any state or other jurisdiction of the United States. The Company has not been registered and will not register under the United States Investment Company Act of 1940 (as amended). Subject to certain exceptions, the Company's securities may not, directly or indirectly, be offered or sold within the United States of America, Australia, South Africa, the Republic of Ireland, Japan or Canada or offered or sold to a resident of such countries.
- **The Shares have not been recommended by the US federal or state securities commission or regulatory authority nor have such authorities confirmed the accuracy or adequacy of this document. Any representation to the contrary is a criminal offence in the United States.**
- **Numis, which is authorised and regulated by the Financial Conduct Authority, is advising the Company and no one else and will not be responsible to anyone other than the Company for providing the protections afforded to customers of Numis. Any other person should seek their own independent legal, investment and tax advice as they see fit. Numis has not authorised the contents of, or any part of, the Slides and no representation or warranty, express or implied, is made by Numis as to any of its contents.**

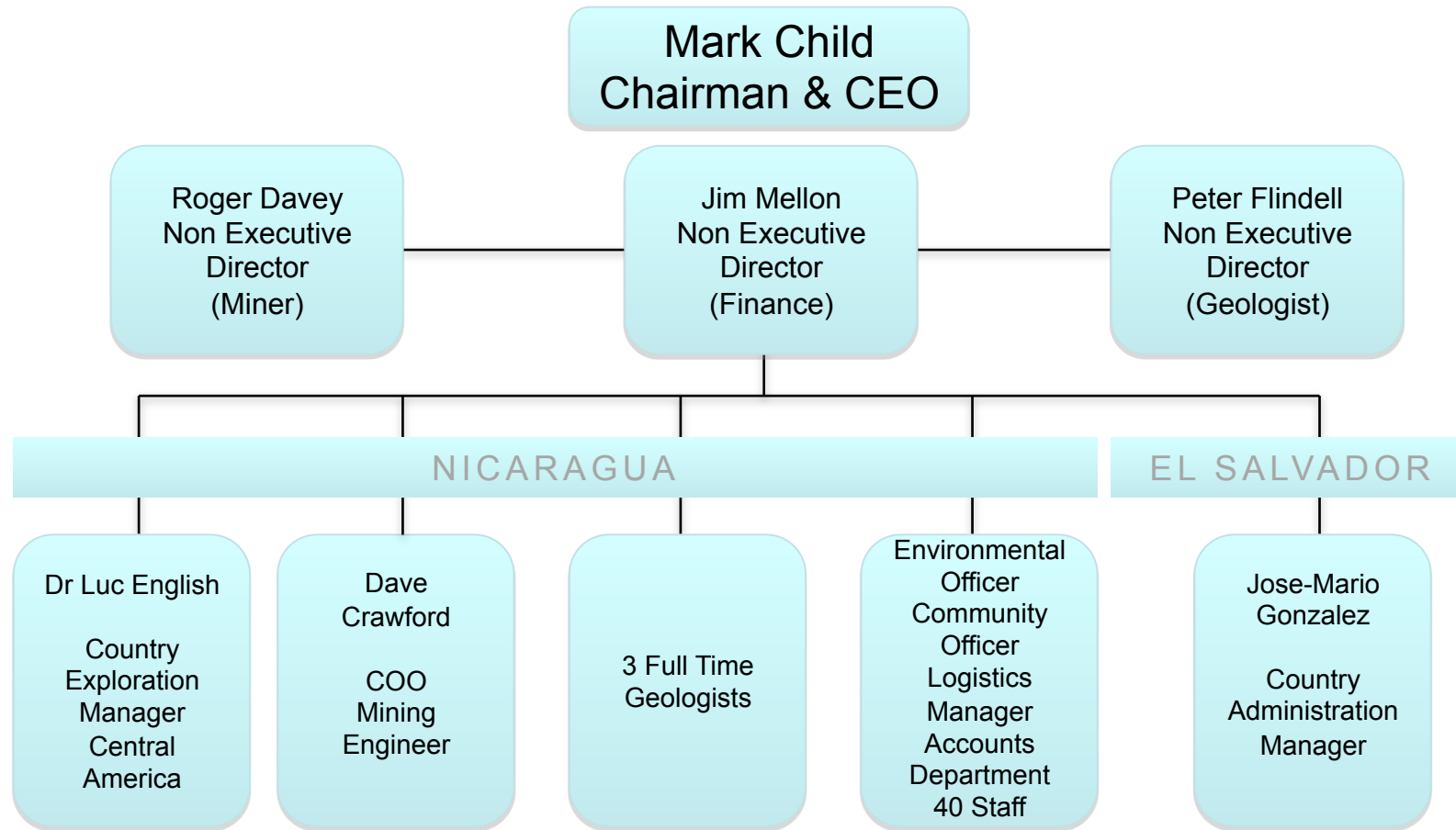


Introduction to La India Project

- Historic production 576,000 oz gold @ 13.4g/t prior to closure in 1956. Circa 40,000 oz gold p.a. Noranda Mining
- 65,000m drilling completed
- 2.33M oz gold @ 3.9g/t to NI 43-101 CIM Code – Nov 2013
- Including 1.14M oz high grade open pit @ 3.1g/t
- Resource confined to only 10% of District
- Preliminary Economic Assessment to NI 43-101 standards suggesting lower quartile AISC, low capex and capital intensity
- Excellent Infrastructure: Main tarmac road at southern end of project. Electricity pylons by road, with hydro electric dam 10km from concession
- Situated in a country with 25 years of stability with an established mining code and a pro-mining government



Corporate Management Structure



Strategy Statement

Twin strategy:

- Progress La India Open Pit to PFS and BFS for 80,000 oz gold p.a. increase to 100,000 oz gold p.a by adding feeder pits and 137,000 oz gold p.a. by adding underground potential
- Continue successful exploration strategy to determine significant upside of La India Project



Why Nicaragua?

- Pro-mining Government
- 3 operating mines. Nicaragua produced 311,000 oz gold in 2013
- B2Gold (BTO:TSX) 5,500tpd gold mine opened 2010
- Active artisanal mining community
- Gold has been largest export since Sept 2013
- 25 year exploration and exploitation concessions
- Democracy for over 24 years
- Political stability
- 3% royalty and 30% corporation tax
- Under explored for gold



Comparison in Ranking

Index of Economic Freedom*		Dundee Ranking**		
Country	Score	Country	Score	
Chile	79.0	Chile	11	Mining Accepted
Uruguay	69.7	Nicaragua	10	
Colombia	69.6	Mexico	10	
Peru	68.2	Panama	10	
Costa Rica	67.0	Paraguay	10	
Mexico	67.0	Suriname	10	Mining Feasible
El Salvador	66.7	Guyana	9	
Panama	62.5	Uruguay	9	
Paraguay	61.1	Dominican Republic	8	
Guatemala	60.0	Brazil	8	
Dominican Republic	59.7	Peru	8	Mining Challenged
Honduras	58.4	Bolivia East	8	
Brazil	57.7	French Guyana	8	
Belize	57.3	Colombia	7	
Nicaragua	56.6	Argentina	7	
Guyana	53.8	Costa Rica	6	Mining Challenged
Suriname	52.0	Honduras	6	
Haiti	48.1	Venezuela	5	
Bolivia	47.9	Bolivia West	5	
Argentina	46.7	Ecuador	4	
Venezuela	36.1	El Salvador	2	

* The Heritage Foundation in Partnership with Wall Street Journal 2013

** Higher number indicative of more positive ranking, Dundee Ranking matrix is based on Dundee opinions and estimates



DUNDEE CAPITAL MARKETS

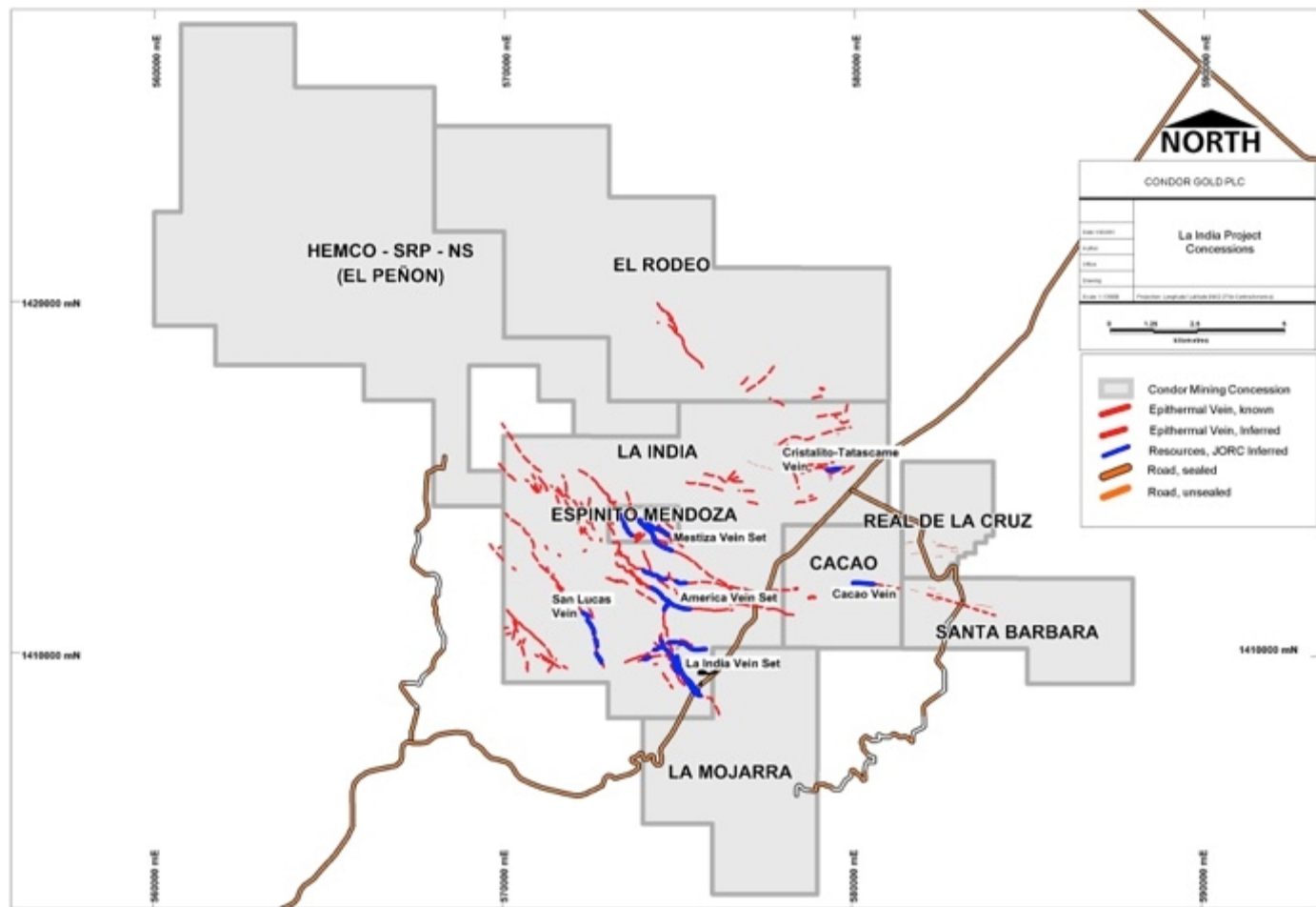
Sources: DCM, Factset, Company Reports, and/or Bloomberg

Nicaragua Concessions – 380 sq km landholding



La India Mining District- Condor has 280 sq km

10 km



NI 43-101 CIM Standard Resource- Nov 2013

La India Project

1.08M oz gold @ 3.5g/t in Indicated Category

1.25M oz gold @ 4.4g/t in Inferred Category

2.33M oz gold @ 3.8g/t

Including Open pit:

920,000 @ 3.2g/t Indicated

243,000 @ 2.6g/t Inferred

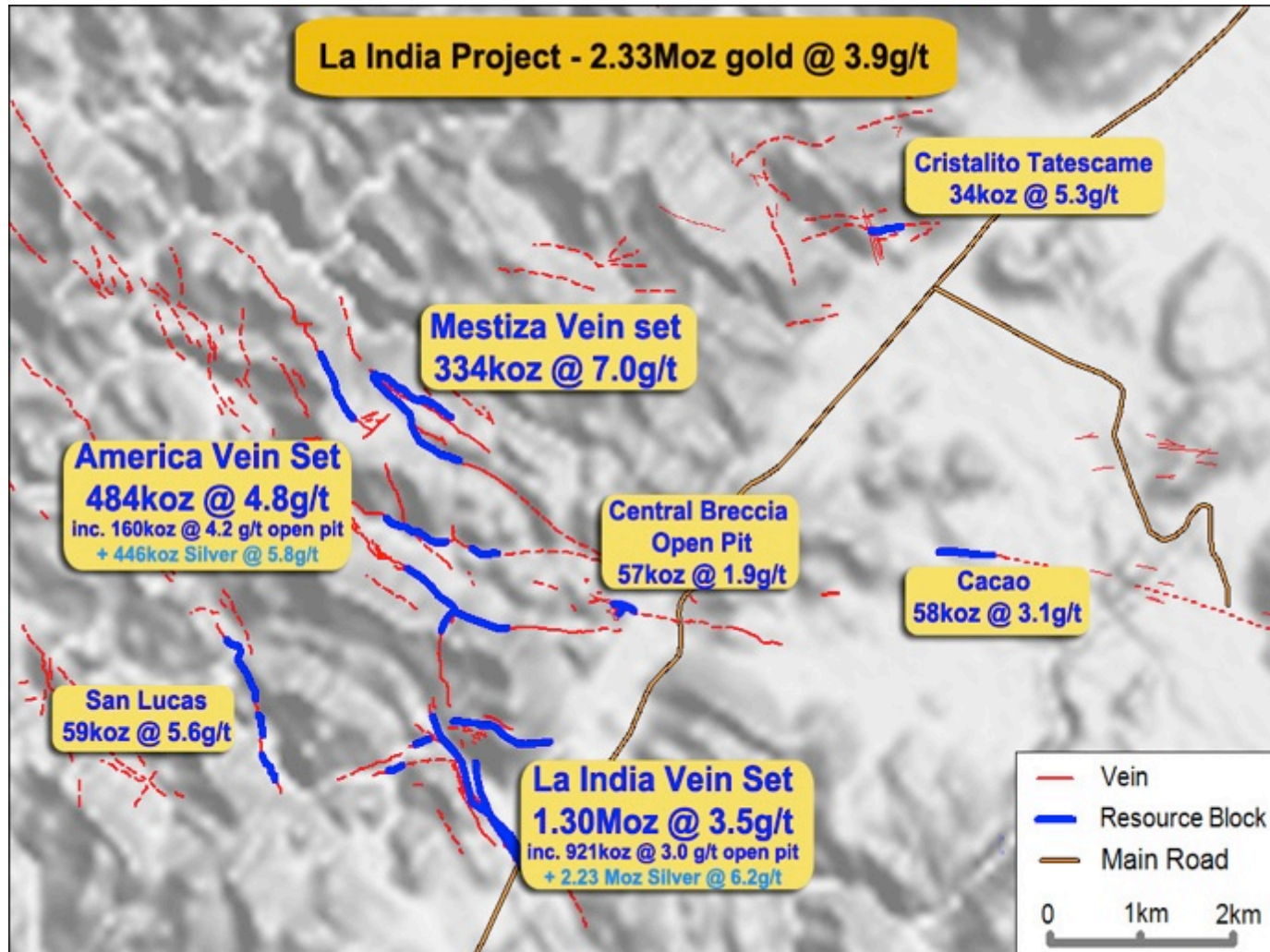
1,163,000 @ 3.1g/t

Rio Luna Project

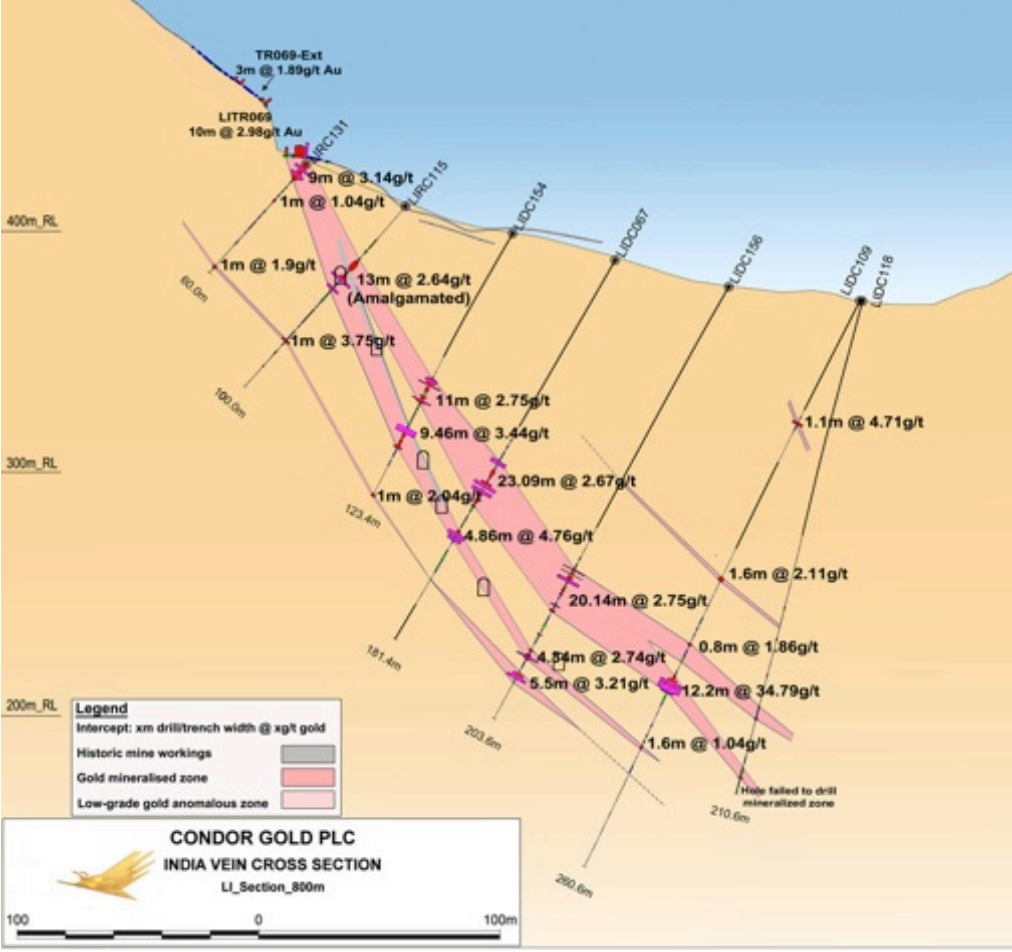
87,000 oz gold @ 3.9g/t Inferred



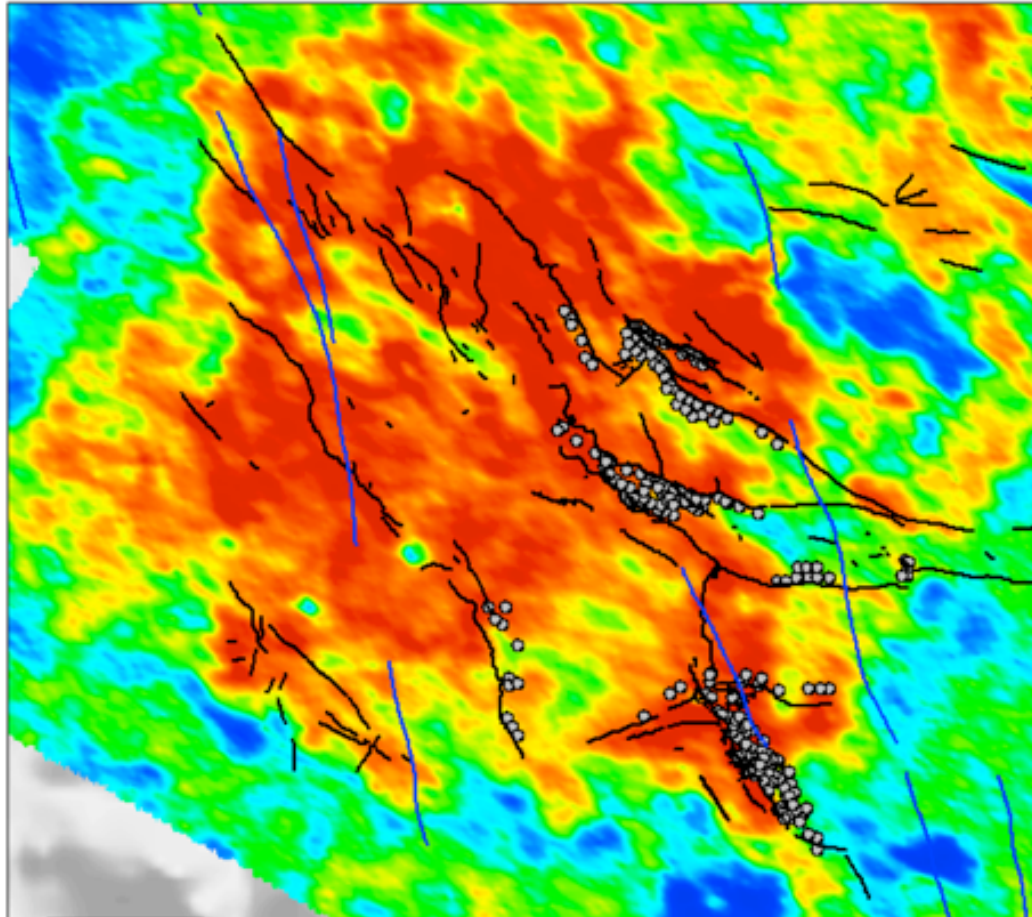
La India Project – 2.33Moz gold



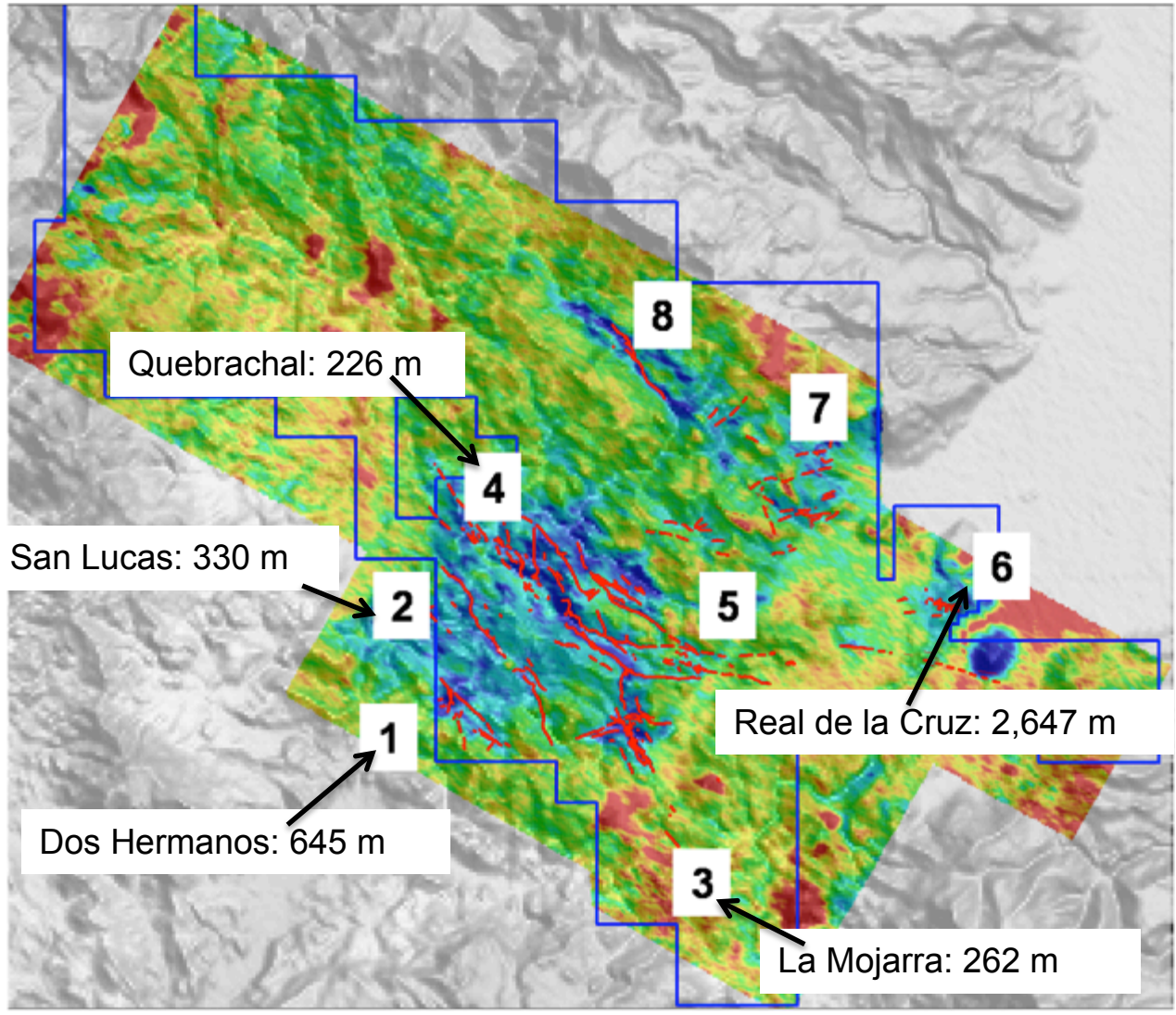
La India Vein –Historic Mine –800m Cross section



Geophysics: potassium's strong correlation with gold



Exploration Upside: 4,375m Trenches in 2014



Pre-Feasibility Study: Soon!

Completed or Started

- Resource: completed
- Metallurgy: completed – 93% recoveries
- Geotechnical: completed – 46% pit angle
- Geochemistry: completed
- Hydrogeology: completed
- Environmental Social Impact Assessment: completed
- Mining studies and scheduling: waiting contract mining quotes
- Tailings Pond: completed
- Waste Dump: completed
- Logistics: completed
- Plant Design: completed
- Financial Model: finalising



Plant Design Awarded to Lycopodium

Contract with Toronto Office

Design: 0.8Mtpa (2,300tpd), 1.2M tpa (3,300tpd), 1.6Mtpa (4,400tpd)

Significant step in sizing the Plant

Lycopodium can:

- Take La India Project to Bankable Feasibility Study
- Build the Plant and infrastructure
- Provide Engineering Procurement and Construction (EPCM)

Lycopodium has:

- Delivered 300 Feasibility studies
- Delivered and built 50 gold projects



Resources used in PFS and PEA

PFS Base Case

La India Open Pit: 840,000 oz at 3.1g/t gold Indicated Category

PEA annex* to PFS show upside including

La India Open Pit Inferred	80,000 oz	
America Open Pit	160,000 oz	
Central Breccia Open Pit	60,000 oz	
	<hr/>	
Open Pit	300,000 oz	Requires 8,000m of infill drilling

PEA annex to show upside of 1.25M oz underground resource

* To PEA level



Production Guidance for PFS and PEAs

PFS Base case on La India Open Pit: 80,000 oz gold per annum

PEA Annex* including 2 feeder pits: 100,000 oz gold per annum

PEA Annex* including underground: 137,000 oz gold per annum

Artisanal miners, additional: 10,000 oz gold per annum for each case



El Salvador – unofficial moratorium

- Government imposed **moratorium on exploration and mining** 6 years ago
- New President inaugurated May 2014. Await policy in mining
- Condor has 1,004,000 oz gold equivalent at 2.6g/t in 2 concession areas
- Pacific Rim Mining (PMU:TSX) is suing the Government of El Salvador for US\$325 million through CAFTA
- Oceanagold bought PacRim in Nov 2013 for US\$7 per resource oz gold



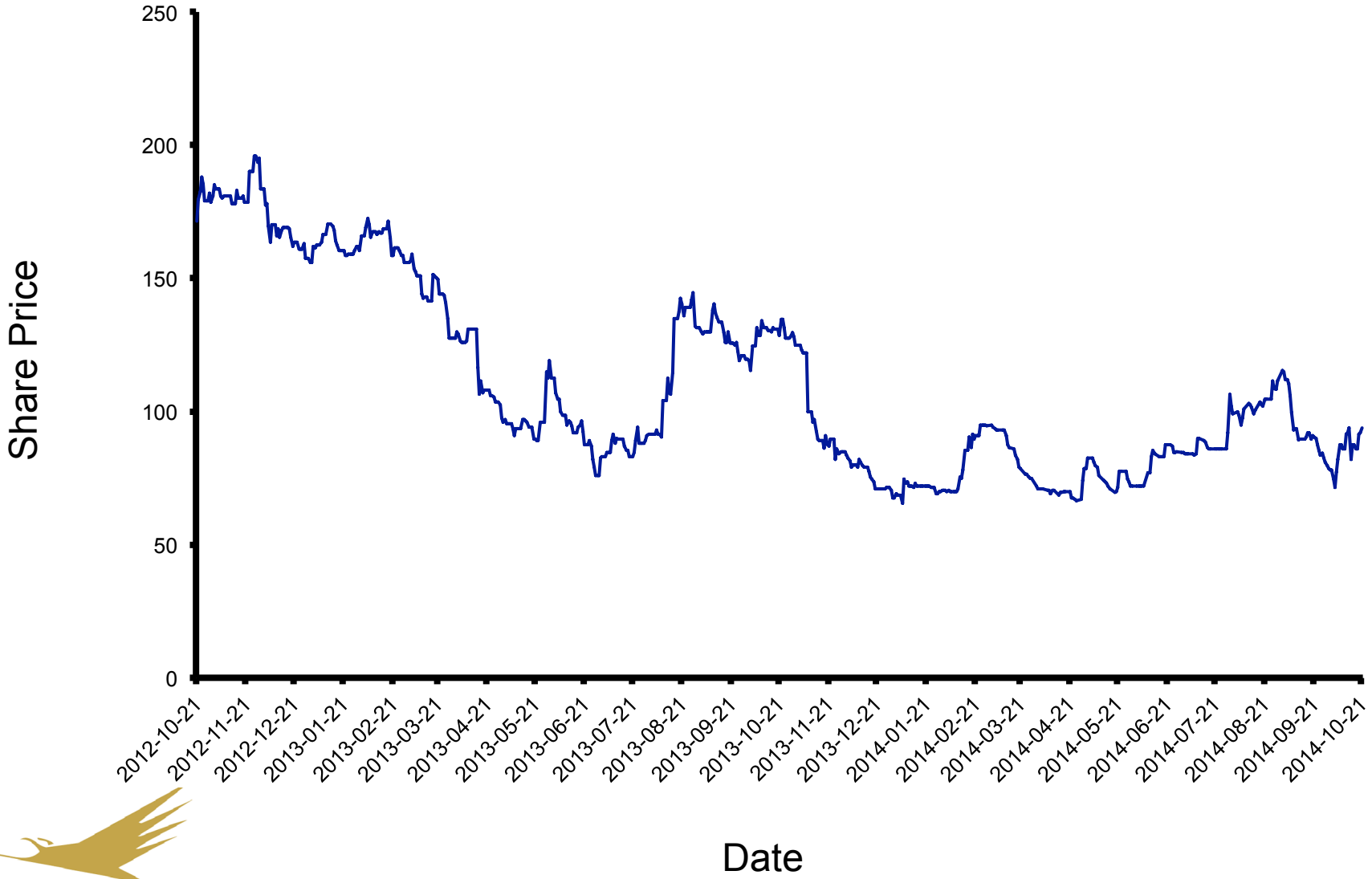
Share Capital Structure

- Ordinary shares in issue: 45.73M
- Options: 2.83M
- Warrants ex price £2.20 1.45M
- Warrants ex price £1.44 3.56M
- Share Price: £0.90
- Market Capitalisation: £41M or US\$66M
- Cash Position at Oct 2014 £6m or US\$9.6m
- The Company's significant shareholders are set out in the table below:

Shareholder	No. of shares	Percentage of issued share capital
Regent Pacific Group	3,977,274	8.7%
International Finance Corp	3,900,000	8.5%
Mark Child	3,887,500	8.5%
Oracle Investment Management	2,748,645	6.0%
Sentry Precious Metals Growth Fund	1,281,056	2.8%



Chart Share Price: 2 years



Market Analysis

- Current mkt cap* generates a value of US\$22 per oz in ground based on 2.5m oz gold resource in Nicaragua
- Current mkt cap* generates a value of US\$16 per oz in ground based on 3.5m oz gold Group resource
- B2 Gold put a value equivalent to US\$125 per oz in ground in its offer for Papillion Resources and US\$263 per production oz in the ground
- Significant exploration potential to further grow Condor's resource base

* As at 30th October 2014 net of cash



Summary

- High grade NI 43-101 resource of 2.33M oz gold @ 3.9g/t
- PFS scheduled one month which management expect to show a project with lower half AISC and low capital intensity
- PEA annexes to PFS to demonstrate upside
- Upside potential by adding in existing feeder pits (43-101 resource compliant) and utilisation of artisanal miners potentially increasing economic returns
- Further upside potential of adding in existing underground at a later stage (43-101 resource compliant) and leveraging of capital that would have already have been invested to further increase scale and economic returns
- Excellent infrastructure and high grade open pit mine suggests low capex requirements
- Additional significant upside through numerous identified targets on a license where the existing resource is confined to 10% of the license area

