



Emerging Senior Silver Producer

Corporate Presentation - November 2013



General Disclaimer:

Aurcana Corporation "Aurcana", has taken all reasonable care in producing and publishing information contained in this presentation. The material may contain technical or other inaccuracies, omissions, or typographical errors, for which Aurcana assumes no responsibility. Aurcana does not warrant or make any representations regarding the use, validity, accuracy, completeness or reliability of any claims, statements or information in this presentation. The information is not a substitute for independent professional advice before making any investment decisions and Aurcana recommends seeking independent professional advice before making any investment decisions concerning Aurcana. Furthermore, you may not modify or reproduce in any form, electronic or otherwise, any information in this presentation, except for personal use unless you have obtained our express permission.

Forward-Looking Statements:

No stock exchange, securities commission or other regulatory authority has approved or disapproved the information contained in this presentation. This Presentation includes certain "forward-looking statements". All statements other than statements of historical fact, included in this presentation including without limitation statements regarding potential mineralization and resources, reserves, exploration results, realization of production estimates, fluctuation in resource prices, actual capital costs, operating costs and expenditures and future plans and objectives of Aurcana, are forward looking statements that involve various risks and uncertainties. The mineral resource estimates contained here in are only estimates and no assurance can be given that any particular level of recovery of minerals will be realized or that an identified resource will ever qualify as a commercially mineable or viable deposit which can be legally and economically exploited. In addition, the grade of mineralization ultimately mined may differ from the one indicated by the drilling results and the difference may be material. The estimated resources described herein should not be interpreted as assurances of mine life or of the profitability of future operations. There can be no assurance that forward looking statements will prove to be accurate and actual results and future events could differ materially from those anticipated in such statements. Important factors that could cause actual results to differ materially from Aurcana's expectations include, among others, risks related to international operations, the actual results of current exploration activities, unexpected delays in project development, conclusions of economic evaluations and changes in project parameters as plans continue to be refined as well as future commodity prices. Although Aurcana has attempted to identify important factors that could cause actual results to differ materially, there may be other factors that cause results not to be as anticipated, estimated or intended. There can be no assurance that such statements will prove to be accurate as actual results and future events could differ materially from those anticipated in such statements. **Accordingly, readers should not place undue reliance on forward-looking statements.**

This presentation includes disclosure of scientific and technical information, as well as information in relation to the calculation of reserves and resources, with respect to the Shafter and La Negra Projects. Aurcana's disclosure of mineral reserve and resource information is governed by National Instrument 43-101 - Standards of Disclosure for Mineral Projects ("NI 43-101") under the guidelines set out in the Canadian Institute of Mining, Metallurgy and Petroleum (the "CIM") Standards on Mineral Resources and Mineral Reserves, adopted by the CIM Council, as may be amended from time to time by the CIM.

Certain information in this presentation is derived from the following technical reports, "Technical Report on Shafter Feasibility Study", as amended June 23, 2011, "Mineral Resource Estimate Maravillas Deposit La Negra Mine", dated February 16, 2010, "Mineral Resource Estimate Monica Deposit La Negra Mine" dated July 22, 2008 and "Technical Report on the Mineral Resources and Mineral Reserves of the el Alacran Deposit of the La Negra Silver, Lead, Zinc, Copper Mine Queretaro, Mexico", dated February 2008, "Technical Report on the La negra Mine Project, Queretaro, Mexico" dated Oct 4, 2012 as amended May 31, 2013. Copies of the reports are available on the SEDAR website under Aurcana's profile at www.sedar.com. The scientific and technical information contained in this presentation regarding the Shafter Silver Mine has been reviewed and approved by Andrew Kaczmarek, Interim Chief Operating Officer and Director, a Qualified Person ("QP") according to the definitions of NI 43-101.

Cautionary Note to United States Investors Concerning Estimates of Measured, Indicated and Inferred Resources:

These tables use the terms "Measured", "Indicated" and "Inferred" Resources. United States investors are advised that while such terms are recognized and required by Canadian regulations, the United States Securities and Exchange Commission does not recognize them. "Inferred Mineral Resources" have a great amount of uncertainty as to their existence, and as to their economic and legal feasibility. It cannot be assumed that all or any part of an Inferred Mineral Resource will ever be upgraded to a higher category. Under Canadian rules, estimates of Inferred Mineral Resources may not form the basis of feasibility or other economic studies. United States investors are cautioned not to assume that all or any part of Measured or Indicated Mineral Resources will ever be converted into Mineral Reserves. United States investors are also cautioned not to assume that all or any part of a Mineral Resource is economically or legally mineable.



Aurcana Highlights

High-Quality Assets in Favourable Mining Jurisdictions

Emerging Senior Silver Producer with Leading Growth Profile

Significant Production Upside Potential from Organic Growth

Strong Cash Flow Generation Potential

Attractive Relative Valuation and Re-Rating Potential

Experienced Management Team with Track Record of Value Creation





High-Quality Assets in Favourable Mining Jurisdictions

Shafter - Pure Ag Mine

- 100% ownership
- Operations started Dec 14, 2012 followed by technical improvements and ramp up into 2014
- Targeting a running rate of 1,500 tpd during 2014

La Negra - Ag-Cu-Zn-Pb Mine

- 99.9% ownership
- 2012 annual production of 2.5 million oz silver equivalent
- 6 Months 2013 production of 1.4 million oz silver equivalent
- Q2 2013, Total Cash Cost per silver net of by-products \$7.79



Current and past producing silver mines and deposits





Significant Production Upside Potential

Identified Growth Opportunities

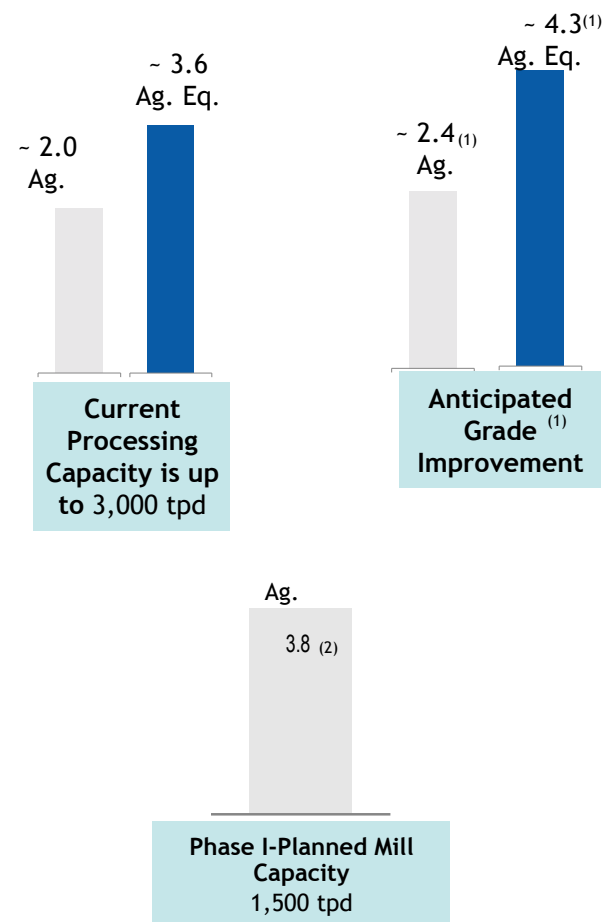
La Negra

- Ramp up production to sustain current maximum capacity of 3,000 tpd.
- Mill Head Grade Improvements

Shafter

- Complete Technical Improvements & Ramp Up to Capacity
- Resource Conversion and Possible Expansion from new targets

12 Months Production Potential (mm oz)



Identified growth opportunities support potential for combined annual production of up to 7~8mm oz. Ag equivalent per year

(1) Assumes average mill head grade of 100g/t
(2) Based on the data from the Feasibility Study



Strong Growth and Cash Flow Generation

Market Snapshot ⁽¹⁾		
Share Price - Oct 28, 2013	(C\$)	\$2.21
Basic Shares Outstanding ⁽¹⁾	(mm)	58.4
Options Outstanding ⁽¹⁾	(mm)	3.6
Warrants Outstanding ⁽¹⁾	(mm)	10.1
Market Cap ⁽¹⁾	(C\$mm)	\$130

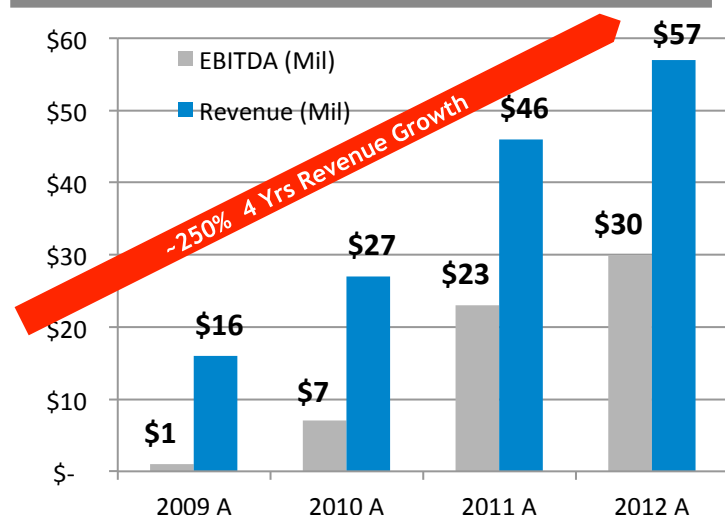
6 Months Financial Results as of Q2 2013

Silver Equiv. Production	(Oz.)	1.41 M
Revenue	(US\$)	\$24.1 M
Earning from Mining Op.	(US\$)	\$7.3 M
Total Cash Cost per silver oz net of by-products	(US\$)	\$8.71

Top Shareholder Summary		
Top Shareholders	%	Holdings
Wellington Management	(%)	10%
Sprott Asset Management	(%)	7%
Van Eck Associates	(%)	6%
Insiders	(%)	5%
Global X Management	(%)	2%
GR Asset Management	(%)	2%
Total		32%

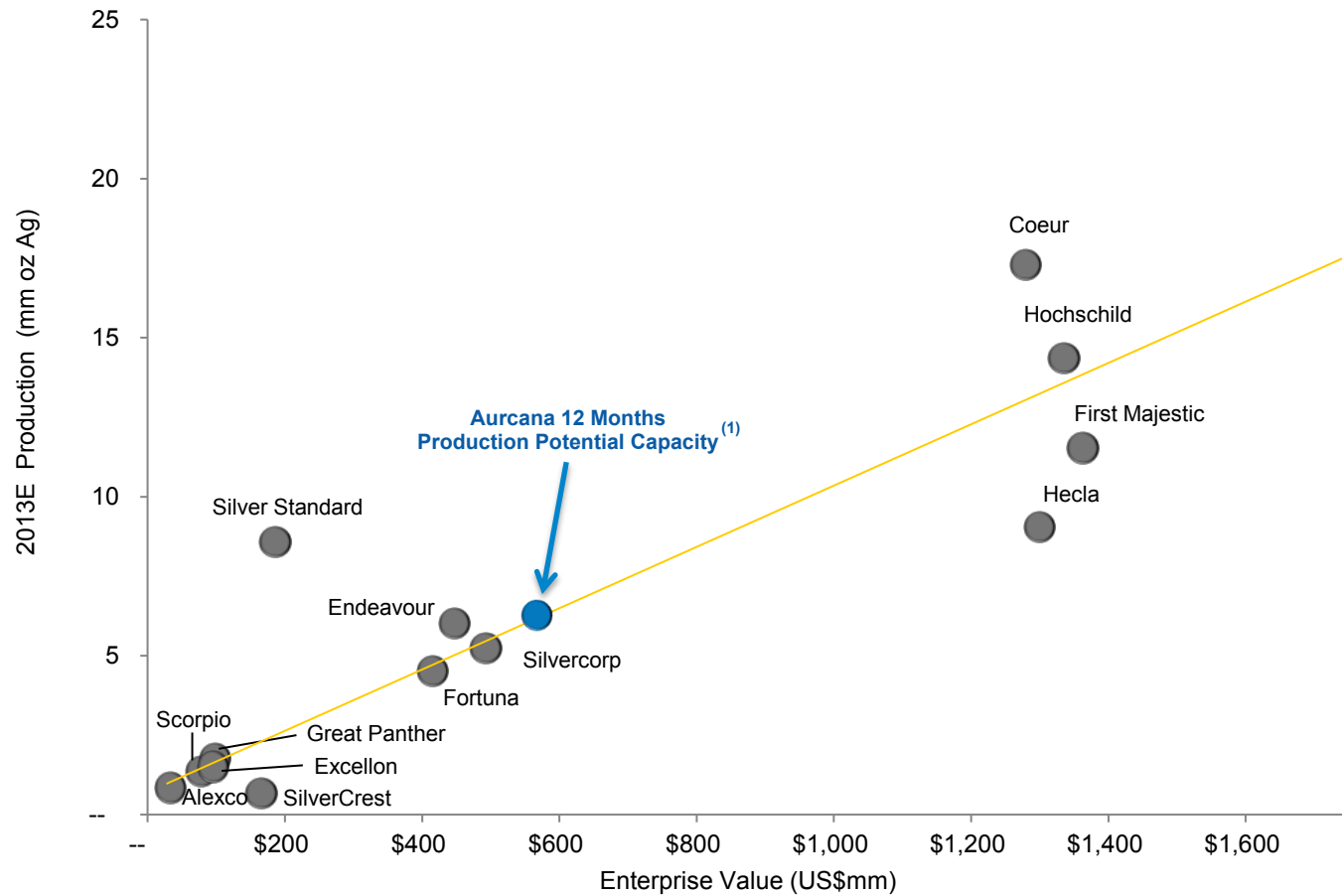
Source: FactSet, Public Disclosure, SEDI
 (1) As of Sep 30, 2013

Historic Financial Performance (C\$mm)





Attractive Relative Valuation and Re-Rating Potential



Source: Bloomberg, BMO CM Equity Research Models, Equity Research, Public Disclosure

(1) Based on identified growth opportunities outlined on page 5



Experienced Management Team with Track Record of Value Creation

Management

Lenic Rodriguez
President, CEO
& Director

- Broad experience as an entrepreneur and financier being instrumental in raising hundreds of millions of dollars for private and public companies in Mexico, Canada and US.
- Honors Business Graduate and Master of Science Graduate from Ibero Americana University
- Among the top 100 executives in Mexico at just 30 years of age.

Andrew F. Kaczmarek
Chief Operating Officer
& Director

- Over 40 years of experience in operations, construction, project development and management, with developing and producing companies.
- Former roles with Alacer Gold, Kinross Gold, Phelps Dodge, Gold Fields.

Salvador Huerta
CFO

- Over 25 years experience as a CFO for international companies
- Extensive knowledge in business, finance and mergers & acquisitions

Board Of Directors

Bob Tweedy
Chairman

- Chairman of Useppa Holdings and STT Enviro Corporation
- Director Dundee REIT

Lenic Rodriguez

- President & CEO

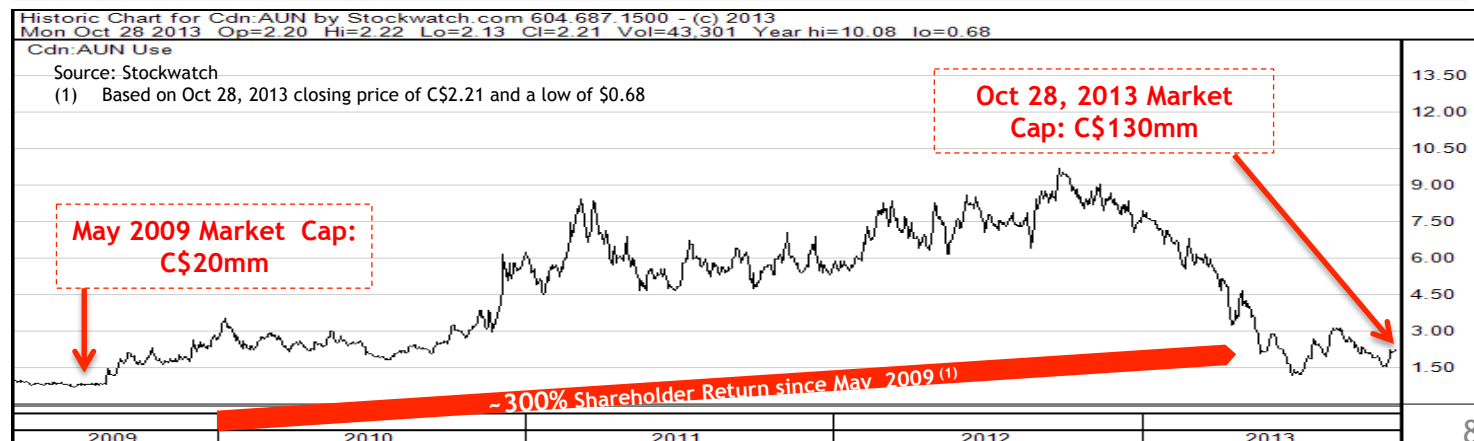
Andrew F. Kaczmarek

- Chief Operating Officer (COO)

Adrian Aguirre

- Vice Chairman of Maxcom Telecomunicaciones

Historical Share Price Performance





EMERGING SENIOR SILVER PRODUCER



La Negra-Mexico



La Negra - 99.9% owned Primary Silver Mine

- Located 180 km north of Mexico City in a historic mining jurisdiction with power, housing and water infrastructure in place and in good order
- Permits and agreements are in place with a high level of local community support. Awarded the 2013 Environmental and Socially Responsible Company (ESR) Award by the Mexican Center for Philanthropy (CEMEFI) for the La Negra Mine.
- Successful restart by Aurcana in 2007 at 1,000 tpd processing capacity followed by continuous increases of up to 3,000 tpd processing capacity in Q2 2013.
- Latest mill capacity expansion to 3,000 tpd. has been completed on time and on budget on March 28, 2013 and the mine is working to ramp up production up to the new capacity during 2013 and into 2014.
- 2012 annual Ag production of 2.5 million ozs silver equivalent at low cash costs net of by-products
- 2013 first half year production 1.4 million ozs silver equivalent at low cash costs net of by-products
- Production and exploration upside potential remain





La Negra -NI 43-101 Compliant Resource Report

- October 10, 2012 - Aurcana published NI 43-101 Compliant Resource Report at La Negra with 50mm Ag oz Measured, 65 mm Ag oz Indicated to a total of **115mm M&I Ag oz and 56mm Inferred Ag oz** (Includes significant base metal credits (Pb, Zn and Cu))
- Resource upside remains
 - Deposit remains open in multiple directions
 - Large system of underground levels and workings provides access to carry out additional exploration on surface identified targets

MEASURED AND INDICATED RESOURCES FOR ALL DEPOSITS AND ALL BLOCKS WITH A MINIMUM RECOVERED VALUE OF US\$40 PER TONNE									
Classification	Tonnes (000)	Average				In Situ Metal Quantities (000)			
		Silver (g/t)	Copper (%)	Lead (%)	Zinc (%)	Silver (oz)	Copper (lb)	Lead (lb)	Zinc (lb)
Measured	11,862	133.42	0.50	0.90	2.60	50,070	130,834	228,825	673,603
Indicated	15,159	130.12	0.41	0.92	2.19	65,026	138,695	310,673	745,060
Measured plus Indicated	27,021	131.31	0.49	0.91	2.36	115,096	269,529	539,498	1,418,664

INFERRED RESOURCES ALL BLOCKS WITH A MINIMUM RECOVERED VALUE OF US\$40 PER TONNE									
Classification	Tonnes (000)	Average				In Situ Metal Quantities (000)			
		Silver (g/t)	Copper (%)	Lead (%)	Zinc (%)	Silver (oz)	Copper (lb)	Lead (lb)	Zinc (lb)
Totals	13,278	126.05	0.42	0.88	2.14	56,501	132,260	263,033	657,370

See "Technical Report on the La negra Mine Project, Queretaro, Mexico" dated Oct 4, 2012 as amended May 31, 2013" available at: www.sedar.com for complete details



La Negra - History

- District was discovered during the colonial period and mined by the Spanish and Belgians through the 1800's
- The La Negra mine was brought into commercial production by Industriales Peñoles in 1970 and put into care and maintenance in 2000
- During that period 6.6mm tonnes of ore were processed yielding; 36mm oz Ag, 323mm lbs. Zn, 70mm lbs. Cu and 161mm lbs. Pb
- La Negra Mill went through 3 consecutive processing capacity expansions from 1,000 tpd (2007) to 1,500tpd (Jun 2010) to 2,500 tpd (Apr 2012) and currently to 3,000 tpd processing capacity (Mar 2013).

2006

May 2006: La Negra 80% acquisition closed, mine redevelopment commenced

2007

April 2007: Commenced production

June 2007: Achieved 1,000 tpd throughput

2008

June 2008: Sold 50% of silver metal production (Life of Mine) to Silver Wheaton for US\$25mm upfront

2009

July 2009: Increased interest from 80% to 92%

2010

June 2010: Completed 1st mill expansion to 1,500 tpd

December 2010: Completed buyback of silver stream from Silver Wheaton at Cost

2011

April - June 2011: Brought the lead circuit fully online

2012

February 2012: Increased ownership to 99.9%

April 2012: Completed 2nd mill expansion increasing capacity to 2,500 tpd

Oct 2012: Announced significant increase in mineral resource estimate

2013

Mar 28 2013- Completed 3rd mill expansion increasing capacity to 3,000 tpd



La Negra - Operations

Mine



- Multiple mining faces enables targeting higher grade ore
- Low cost long hole open stope mining and room and pillar mining methods
- \$30.84 cost/milled tonne ⁽¹⁾
- Total Cash Cost for Silver Equiv. : \$7.79/oz. ⁽¹⁾⁽²⁾

Mill



- Q2 2013 average mill head grades of Silver ~59 g/t, Copper ~0.4%, Zinc ~1.2% and Lead 0.31%
- 3,000 tpd. Mill Capacity Expansion Completed March 28, 2013

(1) Based on Q2 2013 financials, costs are before general and administrative costs

(2) Silver cash costs net of by-products



La Negra -Objectives

Planning is now focused on increasing silver grades by developing and mining higher grade mineralized zones as well as improving efficiencies throughout our operation with a goal to achieve a long term sustainable mill processing rate of approximately 3,000tpd during Q1 2014.

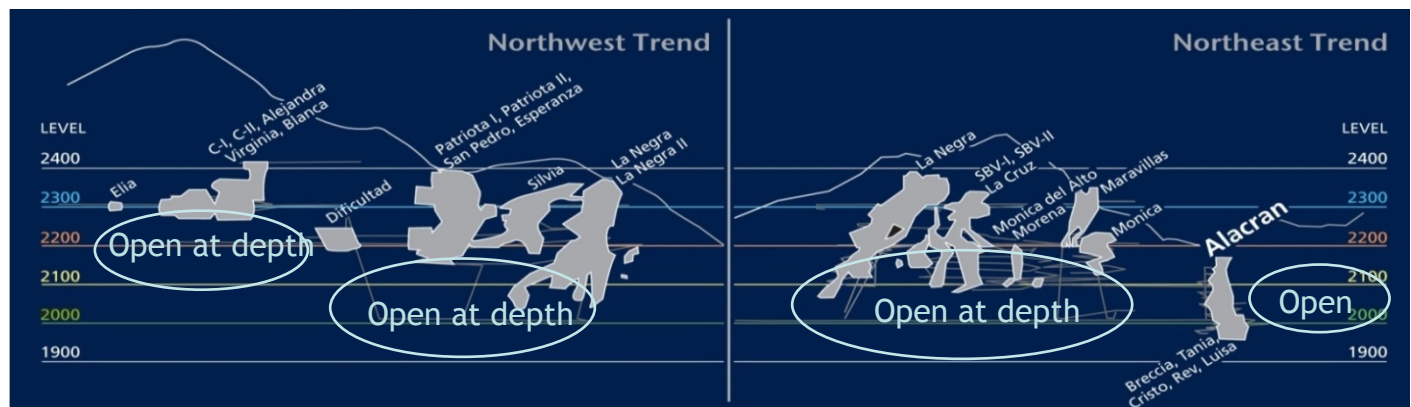
A US\$4 million Raise Boring Machine has been ordered and is expected to be commissioned early 2014.





La Negra - Significant Exploration Upside Potential

- Drifting and drilling have been employed to expand tonnage to the current volume
- A new mineral reserve estimate has been commissioned for La Negra and is expected in early 2014
- Surface exploration has added potential targets that can be explored cheaply from underground
- Additional concessions were staked by Aurcana along the regional trend which will be explored for similar targets
- Regional structural controls (NW and NE) and intrusive/dike contacts are the main controls for ore bodies
- Intersections of these structures are good targets for underground exploration
- Large system of underground levels and workings provides access to carry out additional exploration to test these targets
- Complexity (i.e., multiple pulses of intrusion/mineralization) have been observed



Attractive exploration opportunities remain



EMERGING SENIOR SILVER PRODUCER



Shafter-Texas



Shafter - 100% Owned Pure Silver Mine

- Located 375km southeast of El Paso, Texas in a historic mining region
 - Extension of the ore body from the historic Presidio Mine
- Commenced test mining in April 2012
- Operations started Dec 14, 2012 and ramp up to phase I, 1500tpd capacity during 2014.
- Expected 12 months production of over 3mm oz. as soon as mill is running continuously at 1,500 tpd for 12 months
 - Could become one of the largest pure silver mines in the US ⁽¹⁾
- Significant production and exploration upside potential remain



NI 43-101 Compliant Mineral Resource Estimate

Resources	Tons	Ag. Oz/Ton	Contained Silver Ounces
Measured	855,000	8.7	7,480,210
Indicated	1,940,000	8.5	16,517,640
Measured and Indicated	2,795,000	8.5	23,997,850
Inferred	2,167,000	10.5	22,796,840

The resource assumes a (4.0 opt) silver cut-off

Reserves	Tons	Ag. Oz/Ton	Contained Silver Ounces
Proven	748,125	8	5,972,480
Probable	1,697,500	7.8	13,188,303
Proven and Probable	2,445,625	7.8	19,160,783

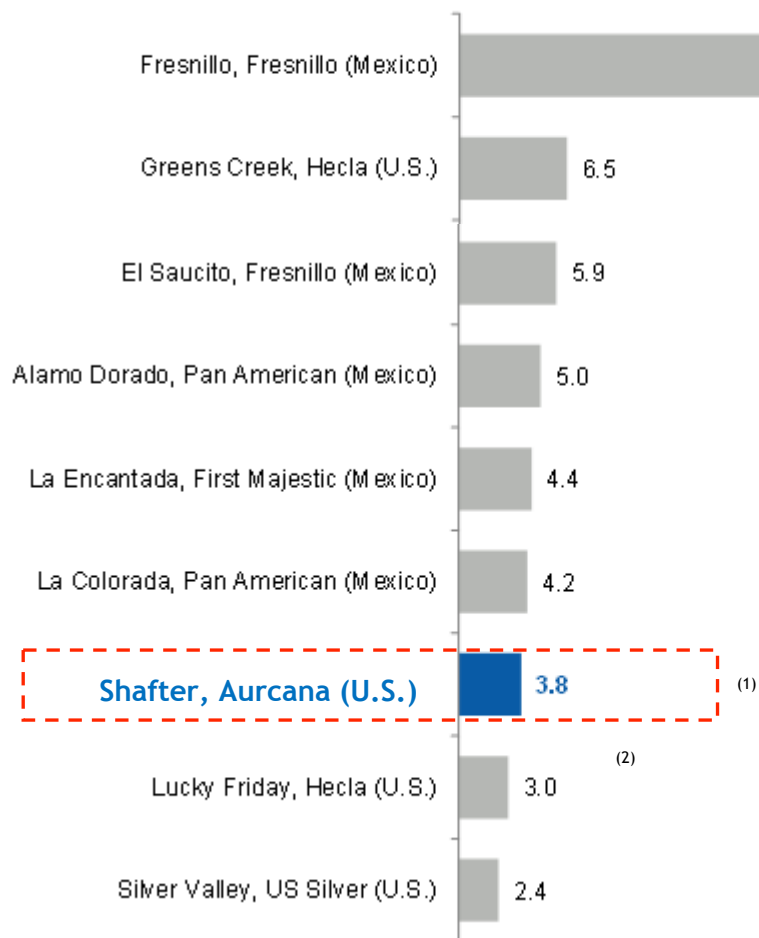
Based on June 23, 2011 amended Shafter Feasibility Study, using a 4.0 opt cut-off grade

(1) Based on year 1 of Shafter feasibility study



Shafter - Significant Production Scale

North America's Largest Primary Silver Mines (2011 Ag mm oz)



Shafter could become one of the largest pure silver mines in the U.S. and one of the largest primary silver mines in North America

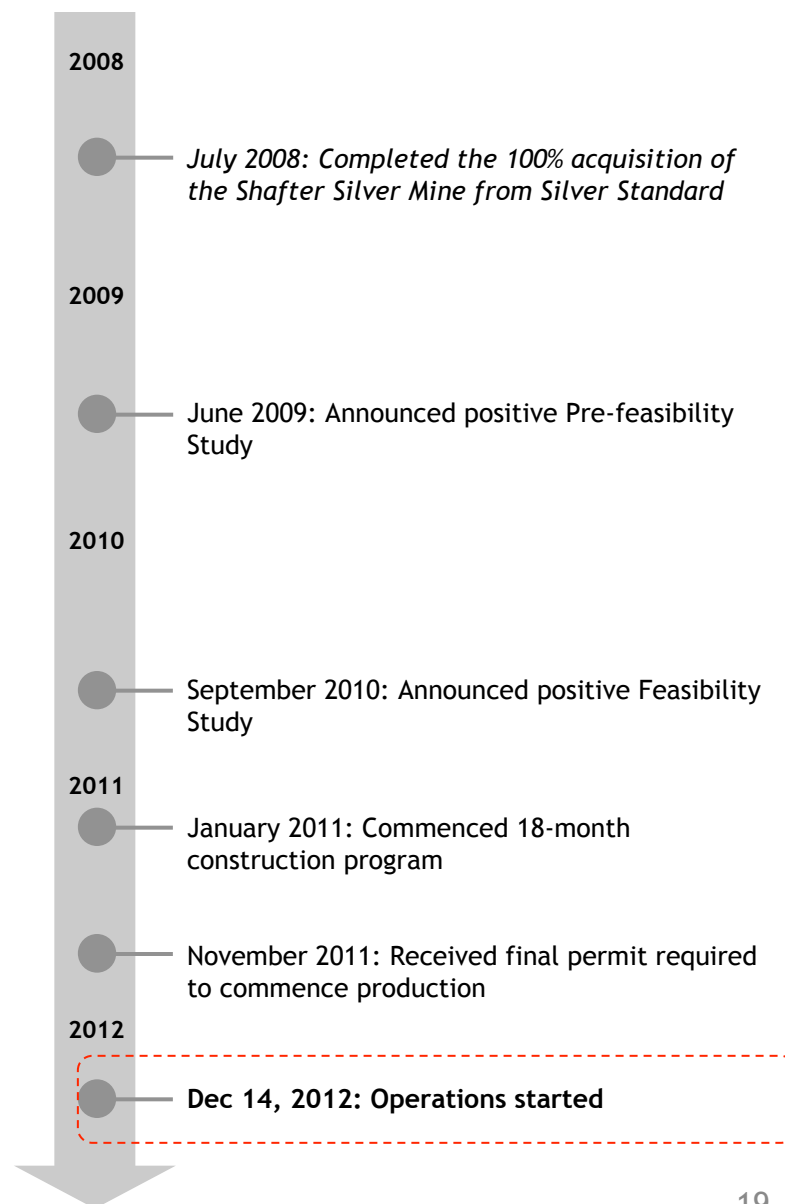
Source: Metals Economics Group

(1) Based on year 1 of Shafter feasibility study, phase I of 1,500tpd



Shafter - History

- Silver from the Presidio workings was mined from 1883 until 1942 when the mine was closed due to declining silver prices and the War Act
- Total production during that period was 2.3mm tons of ore containing 35.2mm oz of silver at an average grade of 15.24 oz of silver per ton
- Old mine workings comprise close to 100 miles of drifts, declines, adits and stopes, and includes four previous production shafts
- Gold Fields Mining (“GFMC”) acquired the Presidio Mine in 1977 and from 1977 to 1982 spent over \$20mm on exploration and mine development including the outlining of the new Shafter CRD deposit and construction of a 1,050 ft. shaft serviced by a 80 tph hoist and 5,100 ft. of underground development
- In 1994 the project was acquired by the Rio Grande Mining Company
- Silver Standard Resources subsequently acquired Rio Grande in 2001 and in 2003 relocated a 900 tpd mill to site





Shafter Operations - Completion Plan

The Shafter mine is making additional capital improvements in order to ensure that the process plant will achieve its target capacity of 1,500 tpd. during H1 2014

Action	Started	Status	Est. Completion
Brand New Tailings Filter Press	Q4 2012	2 presses installed	Completed
New Refinery and New Retort Furnace	Q1 2013	Awaiting Delivery	Q4 2013
New CCD Circuit	Q4 2012	2 out of 5 tanks installed	Q2 2014
Updated mineral reserve estimate	Q1 2013	Final Stages	Q4 2013
Underground Mine Development	Q4 2012	In Progress	Ongoing
HR & Training	Q4 2012	In Progress First local training completed Aug 2013	Ongoing Training to be held several times a year
* Est. Completion and Progress is Subject to change			

Total est. CAPEX	\$18.5M
Invested to end of Q2 2013	(\$5.5M)
Remaining est. CAPEX by end of Q2 2013	\$13M



Shafter Growth Objectives

Ramp Up to Capacity

- Ramp up the mine to its capacity of 1,500tpd during remainder of 2013 and into 2014

Resource Conversion and Expansion

- Significant potential to expand mine life through conversion and expansion of mineral resource
- Resource remains open along strike, and potentially, at depth



Significant production and exploration upside potential identified



Shafter Exploration Opportunities

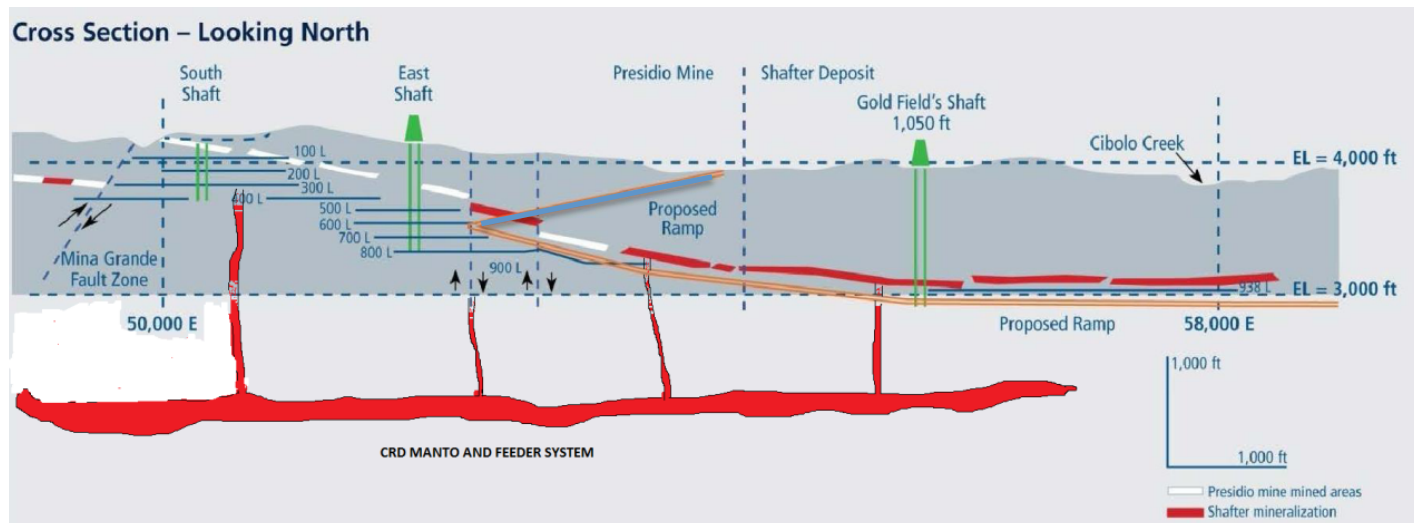
Locate Potential CRD "Feeder" System

- Deposit classified as an oxidized Carbonate Replacement Deposit ("CRD")
- Potential to encounter additional mineralized mantos in favourable limestone beds at depth
- Similar Mexican CRD deposits support the existence of stacked mineralized mantos
- Current exploration focused on locating potential "feeder" system that formed the Shafter deposits

Stepout Drilling to East and West

- Existing resource potential open along strike to the west and east
- Historic drilling stopped before end of mineralization
- Historic geophysical anomalies remain untested in east and west sectors

Shafter - Ore Body Cross Section





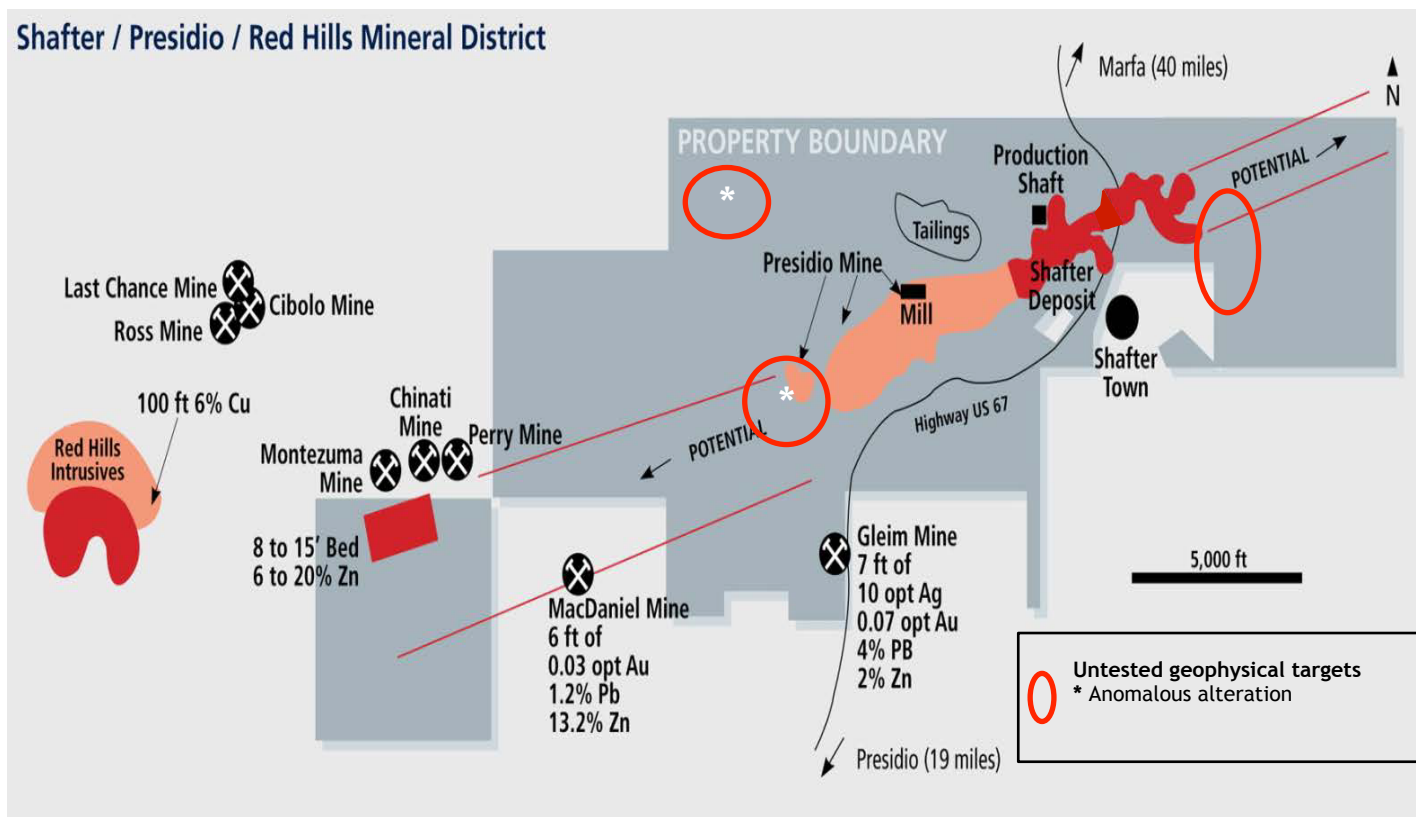
Shafter Exploration Opportunities (Cont'd)

Additional Targets

- Numerous past-producing mines and prospects in the area
- Anomalous silica/oxide concentrations NW of Shafter deposit
- Possible indication of buried mineralization

Shafter - Property Boundaries

Shafter / Presidio / Red Hills Mineral District






Commitment to Communities, Employees and Environment

- Environmental and social responsibility is an integral part of Aurcana's corporate strategy
- La Negra Mine operations in Mexico have been awarded the 2013 Environmental and Socially Responsible Company (ESR) Award by the Mexican Center for Philanthropy

• Reforestation Program



• Water Treatment



• Employees, Community & Training

• Safety & Medical



Aurcana Highlights

High-Quality Assets in Favourable Mining Jurisdictions

Emerging Senior Silver Producer with Leading Growth Profile

Significant Production Upside Potential from Organic Growth

Strong Cash Flow Generation Potential

Attractive Relative Valuation and Re-Rating Potential

Experienced Management Team with Track Record of Value Creation

