

Pan African Resources plc
Precious Metals Summit
Geneva 11-13 April 2012



The African Focused Precious Metals Producer

Disclaimer



Statements in this presentation, other than historical facts, that address, without limitation, exploration activities, mining potential and future plans and objectives of Pan African Resources plc ("Pan African") are "forward-looking statements" and "forward looking information" that involve various risks. Assumptions and uncertainties and are not statements of fact. The directors and management of Pan African are of the belief that the expectations expressed in such forward-looking statements or forward looking information are based on reasonable assumptions, expectations, estimates and projections, however such statements should not be construed as being guarantees or warranties (whether express or implied) of future performance.

There can be no assurance that such statements will prove to be accurate and actual values, results and future events could differ materially from those anticipated in such statements. Important factors that could cause actual results to differ materially from statements expressed in this presentation include, among others, the actual results of exploration activities, technical analysis, the lack of availability to Pan African of necessary capital on acceptable terms, general economic, business and financial market conditions, political risks, industry trends, competition, changes in government regulations, delays in obtaining governmental approvals, interest rate fluctuations, currency fluctuations, changes in business strategy or development plans and other risks. Although Pan African has attempted to identify important factors that could cause actual results to differ materially, there may be other factors that cause results not to be as anticipated, estimated or intended.

Neither Pan African nor its directors, management and its affiliates represent guarantee that the assumptions underlying such statements are free from errors nor do they accept any responsibility for the future accuracy of the opinions expressed in this presentation. Any statements in this presentation speaks only at the time of issue. Pan African does not undertake to update any forward-looking statements that are included in this presentation, or revise any changes in events, conditions or circumstances on which any such statements are based, except in accordance with applicable securities laws and stock exchange requirements.

No representation or warranty, expressed or implied, is made and no reliance should be placed on the accuracy, actuality, fairness, or completeness of the information presented. None of Pan African or any of its affiliates, directors, officers, employees and advisers nor any other person shall have any liability whatsoever for any losses arising, directly or indirectly, from any information contained in the presentation. This presentation does not constitute an offer or invitation to purchase or subscribe for any shares of Pan African and no part of this presentation shall form the basis of or be relied upon in connection with any contract or commitment.

By accepting this presentation the recipient acknowledges that it will be solely responsible for its own assessment of the market position of Pan African and that it will conduct its own analysis and be solely responsible for forming its own view of the potential future performance of Pan African.



Overview

- South African focused precious metals producer
- Produces 95,000 oz of gold per annum
- Targeting 12,000 oz of platinum in 2012/2013
- Unhedged and debt free
- Dividend paying (yield 4%)
- Strong balance sheet and access to capital
- Positioned well to capitalise on further opportunities within the precious metals sector

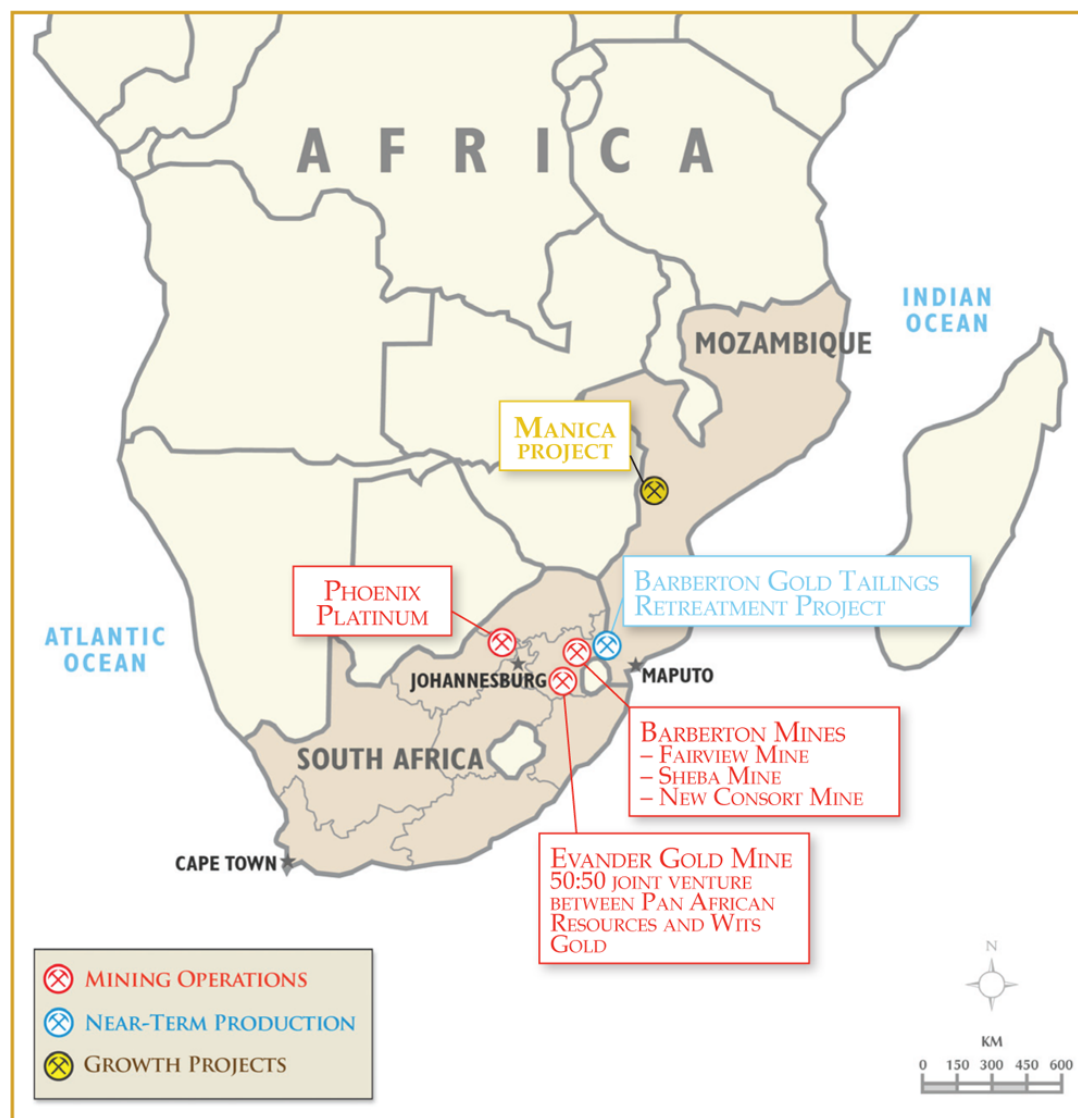
Significant Shareholders

Shanduka Gold	25.34%
Coronation Fund Managers	11.35%
Investec Asset Management	9.92%
Allan Gray Investment Council	8.70%
Directors	
Direct, beneficial	0.22%
Indirect, non-beneficial	0.98%

Key Statistics

TIDM	AIM: PAF / JSE: PAN
Shares in issue	1,445,464,361
Market cap	£242.03m @ 16.75p

Geographic Location of mining operations and projects




Board and Management Team

Board

Keith Spencer Non Executive Chairman	A Mining Engineer, Keith has over 35 years mining experience, including Gold Fields of South Africa, Deelkraal Gold Mine and Metorex.
Phuti Mahanyele Non Exec Deputy Chairman	Currently Chief Executive of Shanduka Group, Pan African's BEE partner and previously head of the Project Finance South African unit at the Development Bank of Southern Africa.
Jan Nelson CEO	Jan has transformed Pan African from a junior gold explorer into a precious metals producer in the past five years. A Geologist, Jan has over 15 years experience in gold exploration and mining in South African, Zimbabwe and Tanzania.
Busi Sitole Finance Director	A Chartered Accountant, Busi was appointed in 2011, joining from Shanduka Group where she was responsible for capital raisings and investments.
Cobus Loots Non Executive Director	Former CFO of Pan African, Cobus is CFO at Shanduka Group.
Rob Still Non Executive Director	A mining finance specialist, Rob started his career as a Chartered Accountant and has since been involved in the mining industry world-wide including directorships of Rhovan, Pangea Gold Fields, Great Basin Gold and Zimbabwe Platinum Mines.

Key Management

Ron Holding Executive: Mining	Ron joined Pan African in July 2006, initially as Operations Manager for Phoenix Platinum. His previous experience includes working for Gencor for 22 years before joining Messina Investments, where he was appointed Chief Operating Officer, OTR Mining and GB Mining, where he was responsible for platinum tailings operations in the Kroondal area.
Pieter Wiese Executive: New Business	A geologist, Pieter has been in the mining industry since 1989 before joining Pan African in 2008 as executive in charge of new business, utilising his skills and experience in mineral resource and mine management in evaluating gold and platinum projects throughout Africa.



Pan African Resources plc

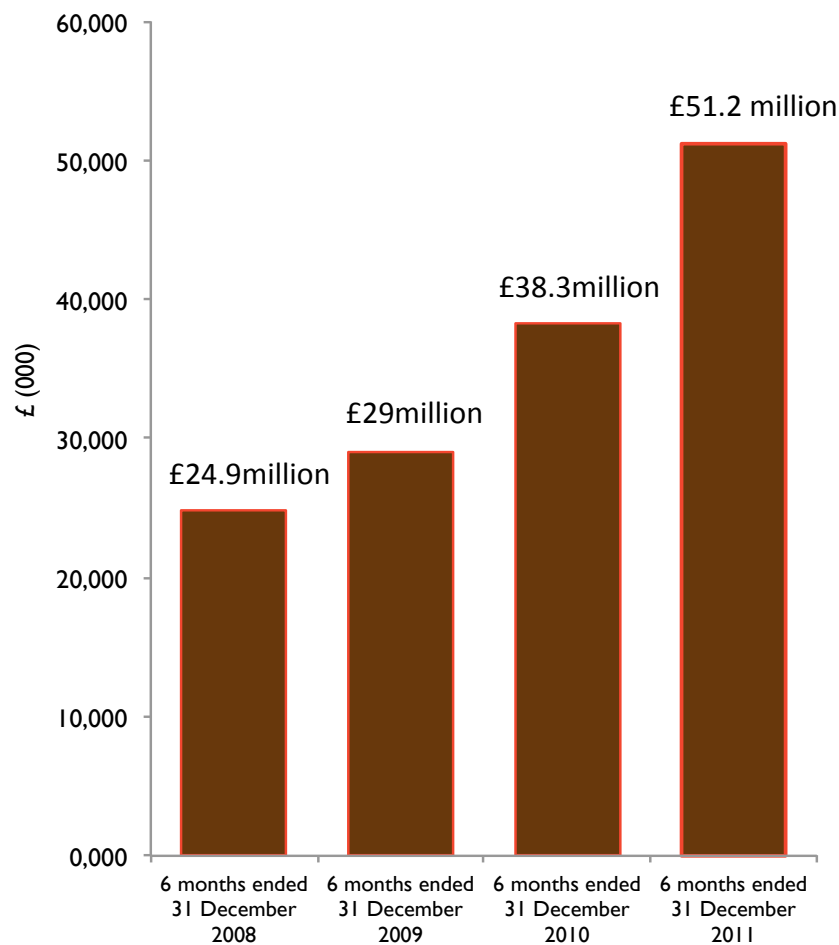
Interim Results to December 2011



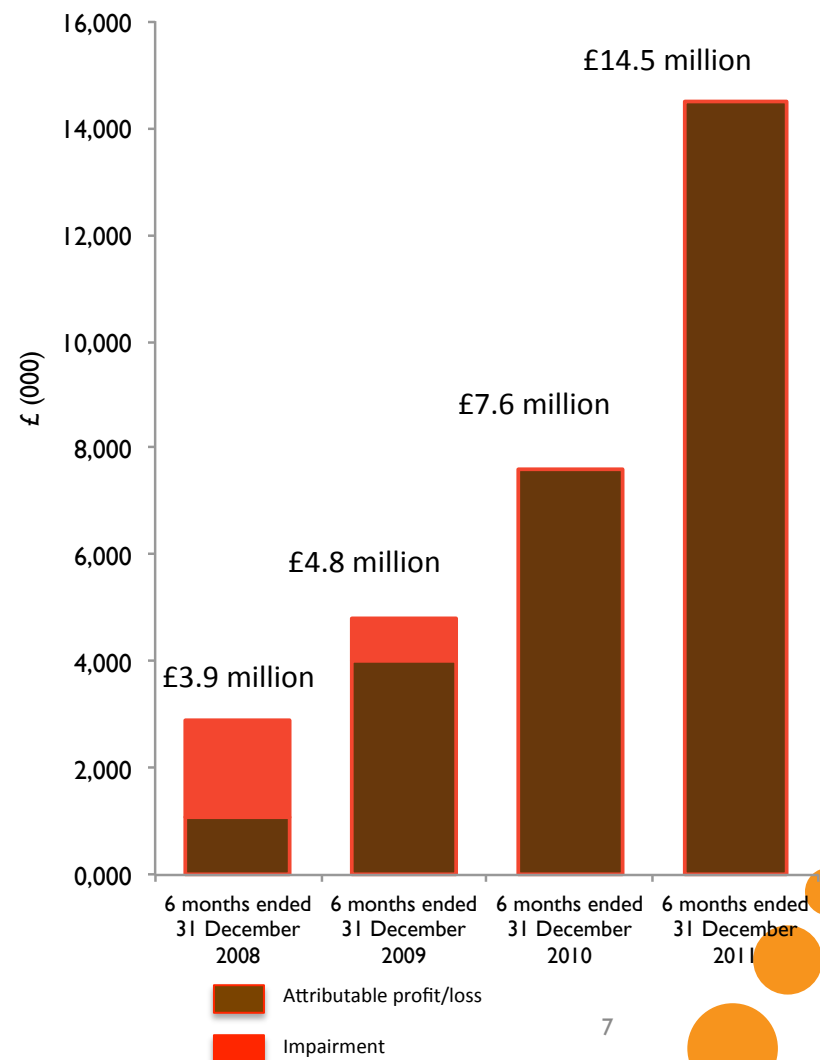
The African Focused Precious Metals Producer


Interim Results for the six months ended 31 Dec 2011

Revenue



Attributable profit/ (loss)





Pan African Resources plc

Barberton Mines



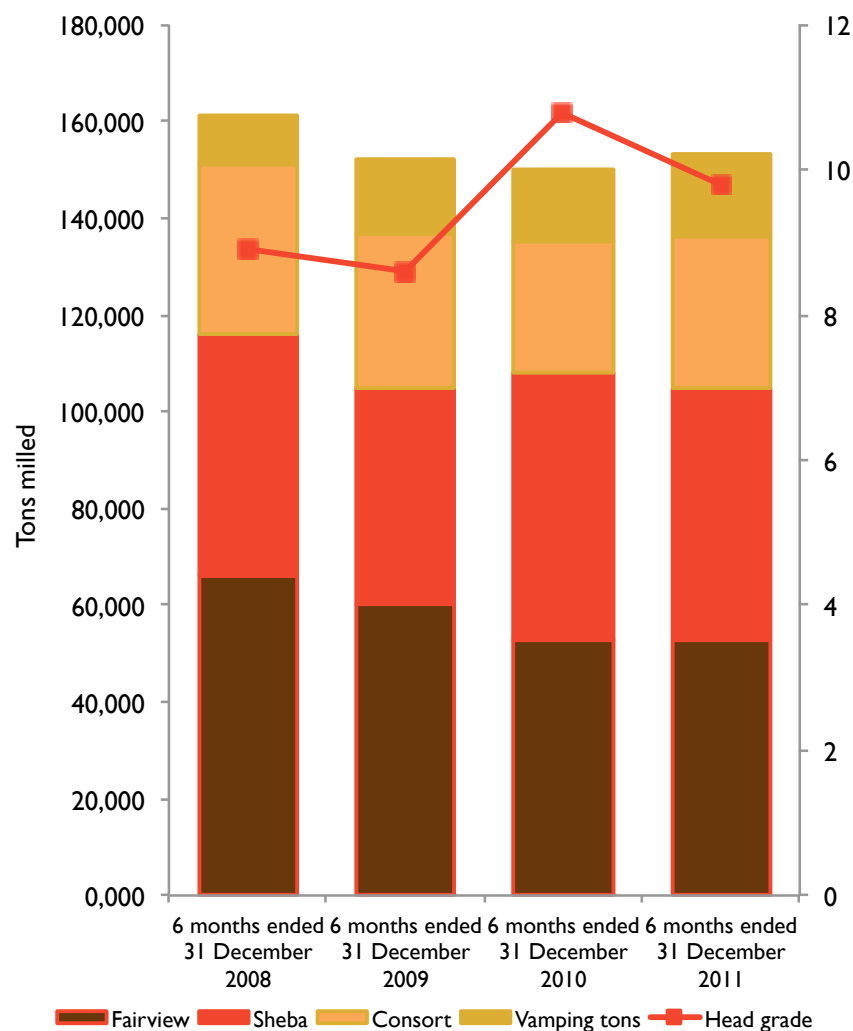
The African Focused Precious Metals Producer

Review of Barberton Gold Mining Operations

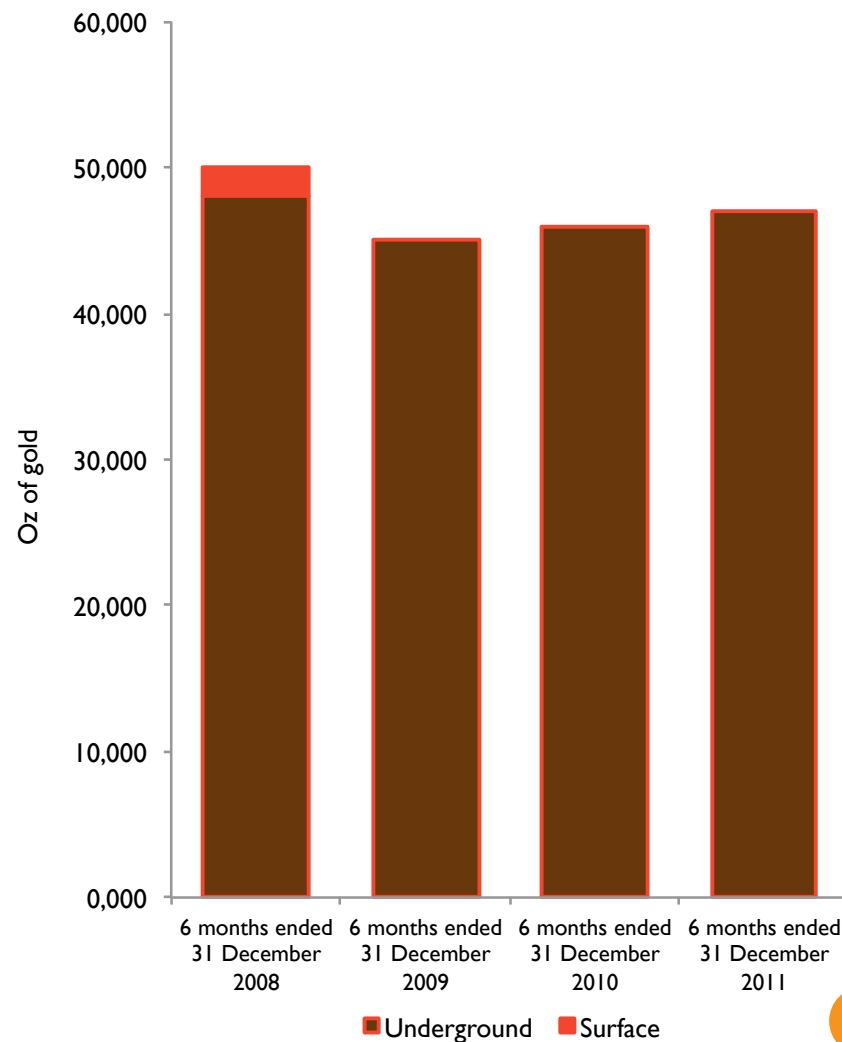
- Produces 95,000oz of gold per annum with an average headgrade of 10.65g/t
- Cash cost of less than US\$800 oz delivering US\$10 million free cash flow per month
- Pipeline of new projects will increase to [125,000 oz] per annum from 2013
- Developing a 12Mt gold tailings retreatment plant at Barberton

Review of Barberton Gold Mining Operations

Production statistics



Gold sold

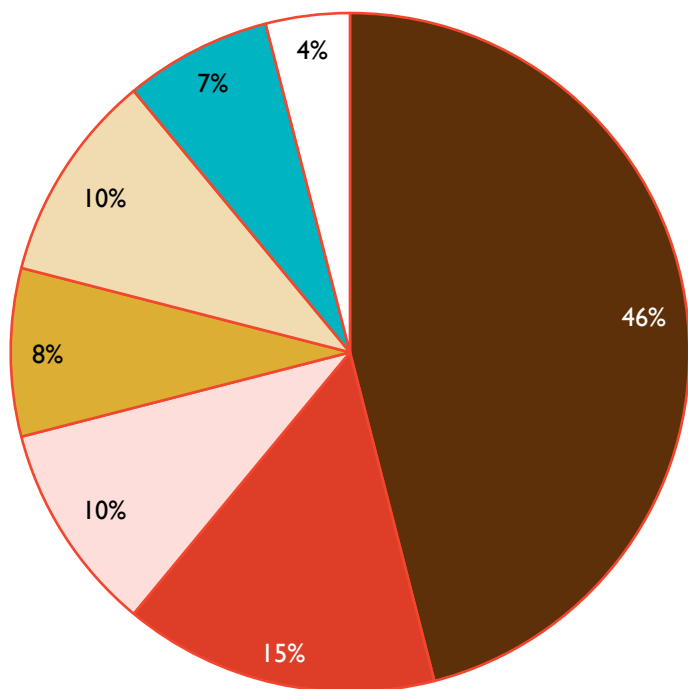


Review of Barberton Gold Mining Operations

Cash cost breakdown (excluding capex)

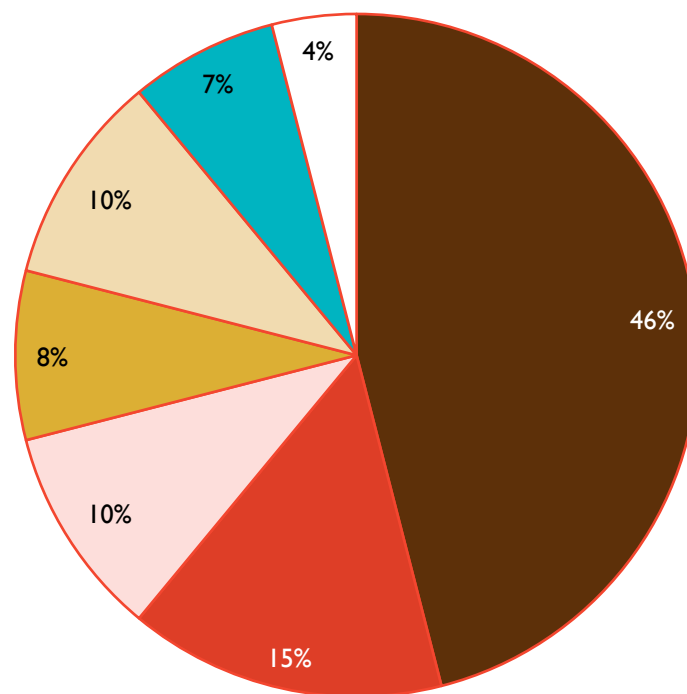
Gold sold

6 months ended 31 December 2010




Total cost £22,949,762
ZAR – 176,199/kg
US\$ – 767/oz

6 months ended 31 December 2011

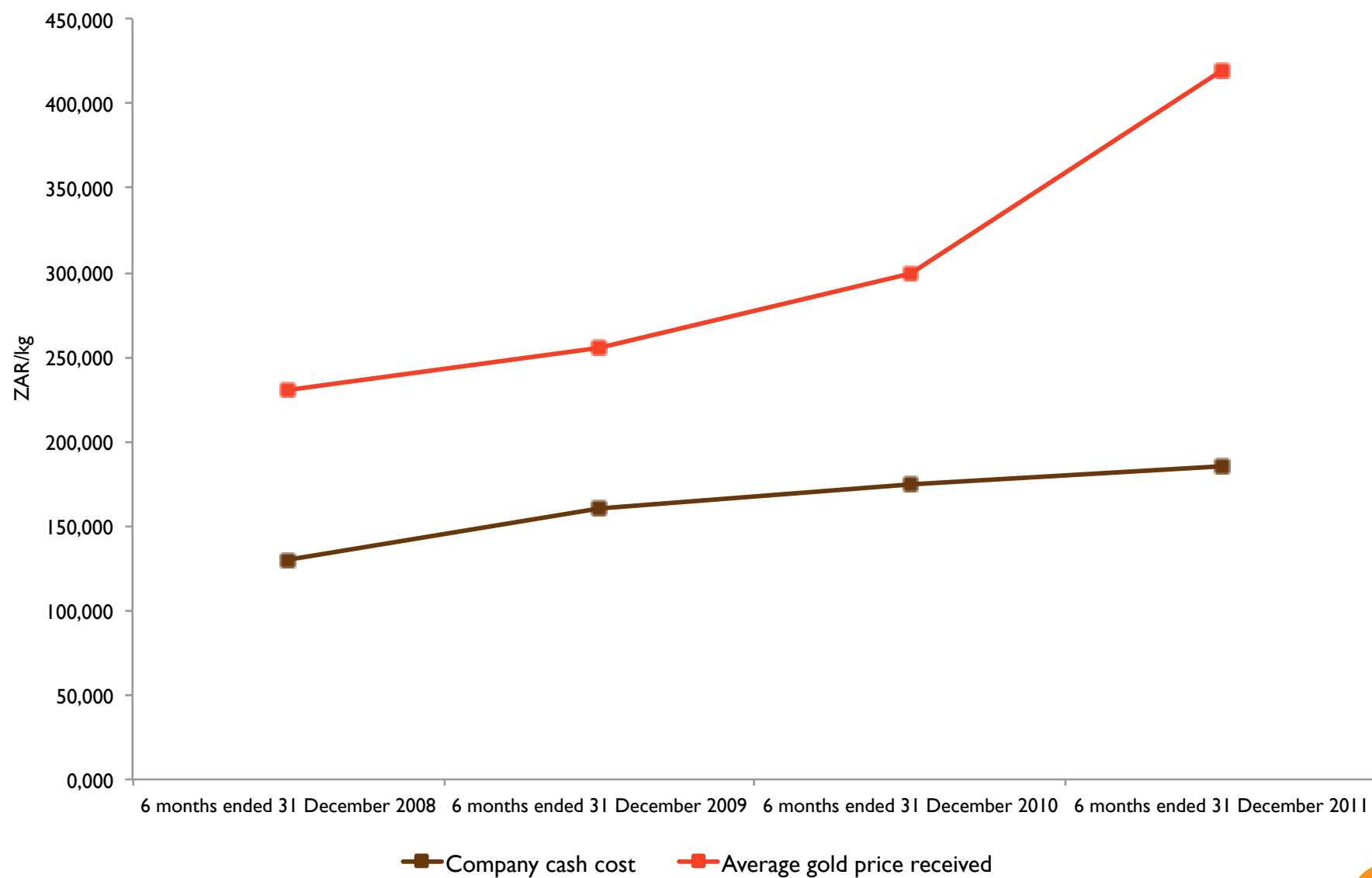


Total cost £23,201,120
ZAR – 192,397/kg
US\$ – 786/oz

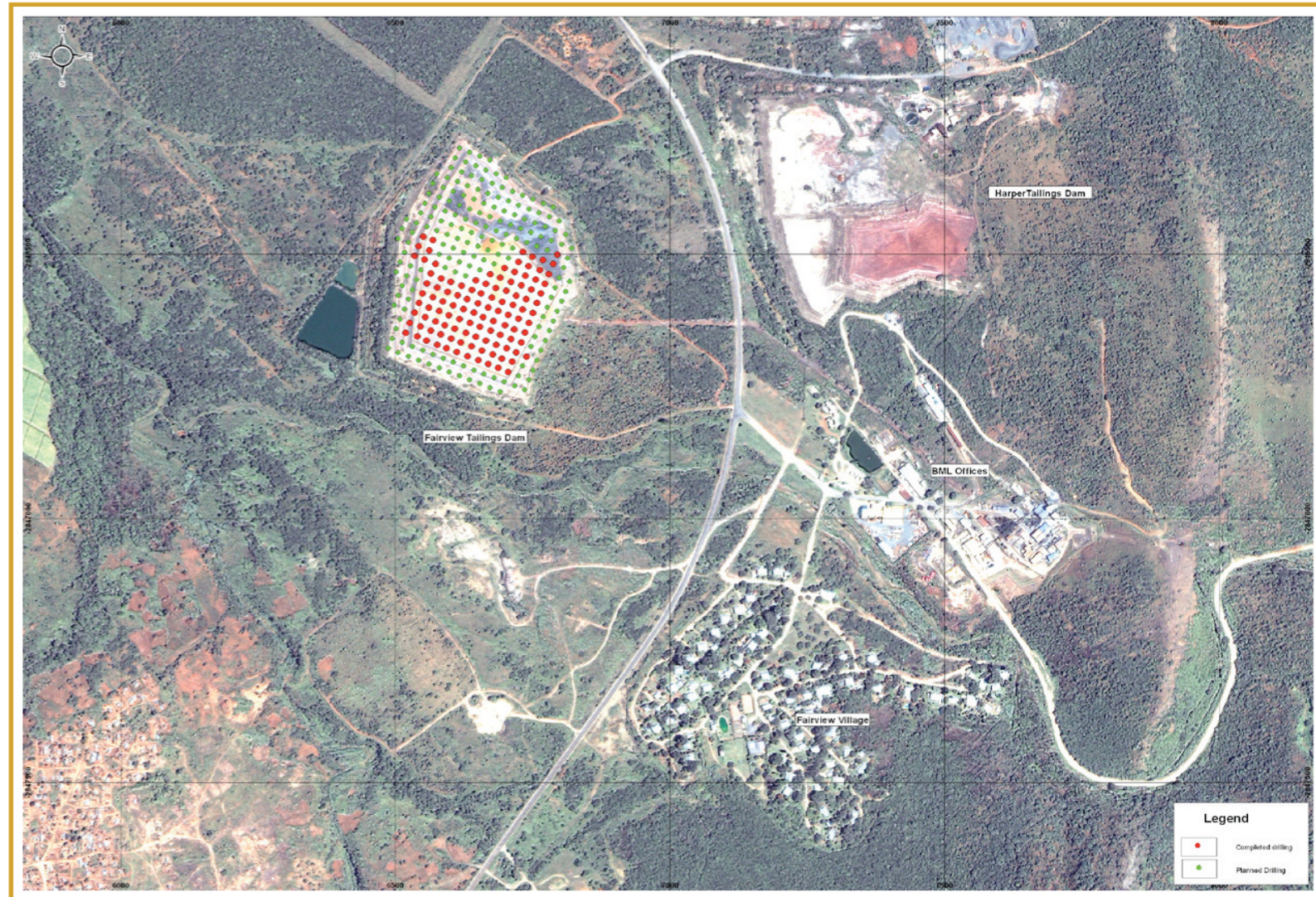
■ Salaries and wages
 ■ Mining
 ■ Processing
 ■ Engineering and technical services
 ■ Electricity
 ■ Security
 ■ Other



Total cash cost vs. average gold price received (ZAR/kg)



Review of the Barberton Gold Tailings Retreatment Project




Satellite image showing the Bramber tailings dump (top left) and the Harper South tailings dump (top right) and the Fairview main office and plant complex (middle right)

Milestones achieved

Key event	Achievement	Completion date	Comments
BTRP mineral resource estimate	Final resource statement completed	30 June 2011	SAMREC code 2009 edition compliant resource by GeoLogix Mineral Resource Consultants (Pty) Ltd
Metallurgical test work review	Detailed review report	8 September 2011	Compiled by ENC Minerals
Plant design	Feasibility study report completed	October 2011	Basil Read Matomo
Fatal flaw review	Independent report submitted	7 December 2011	Vernmyn Independent Projects
Secure Harper Tailings	Purchased Harper rights	9 December 2011	Purchase price GBP 830,000 (ZAR 10 million)
Board approval	Approval granted	Early January 2012	Followed by SENS announcement dated 1 February 2012

Milestone objectives 2012

Key event	Objective	Estimated completion date
Long lead items	Secure and procure (leach tanks, carbon regeneration kiln, etc.)	End February 2012
Phase I	Commence earthworks and civils	March 2012
Electric power	Secure power supply via the Barberton Eskom network	June 2012
EIA	<ul style="list-style-type: none"> • Public participation meeting • EIA document submission to relevant parties 	<ul style="list-style-type: none"> • 15 February 2012 • July 2012
Tailings storage facility	<ul style="list-style-type: none"> • Finalise the tailings storage facility design • Commence construction 	<ul style="list-style-type: none"> • April 2012 • October 2012



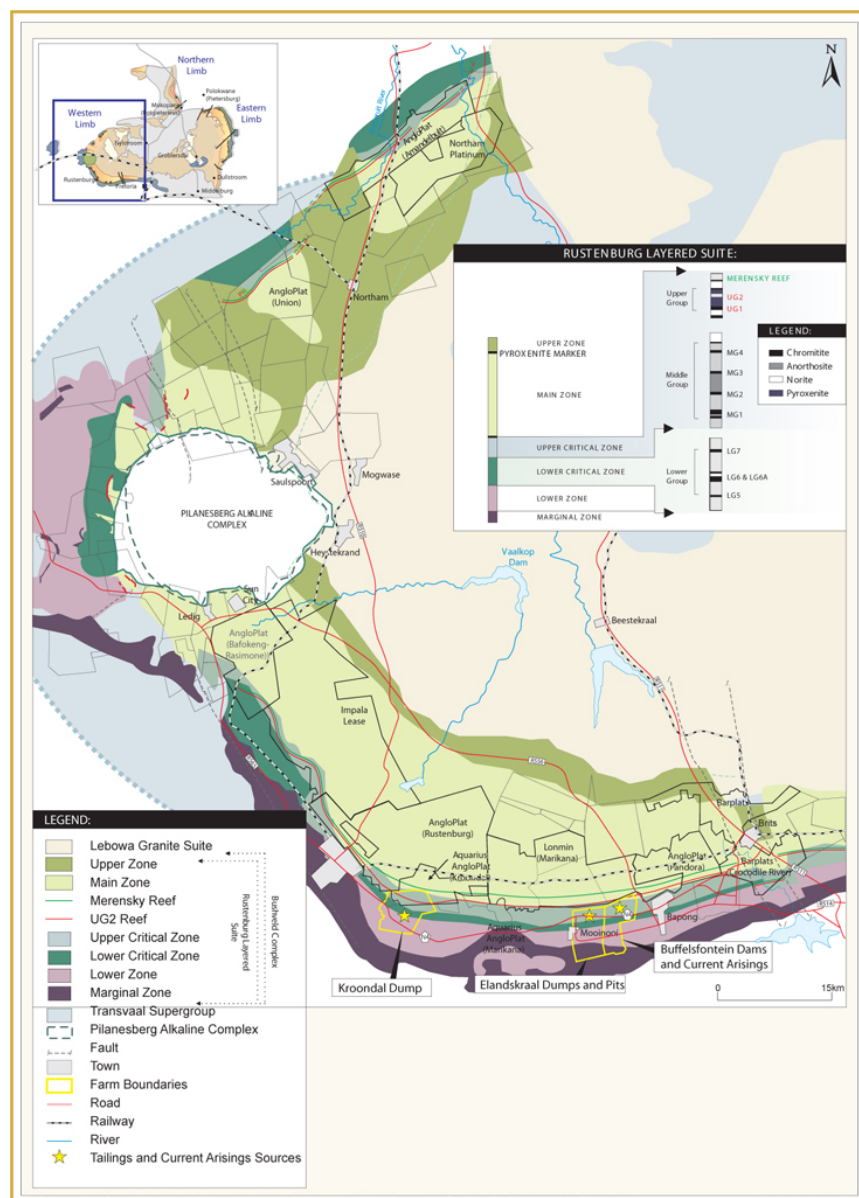
Pan African Resources plc

Phoenix Platinum




The African Focused Precious Metals Producer

Review of the Phoenix Platinum Retreatment Operations



- Phoenix Chrome Tailings Retreatment Plant was completed in November 2011, on budget and ahead of schedule
- First concentrates produced in November 2011 with full production of 1,000 oz PGM's per month expected from May 2012
- South Africa's lowest cost PGM producer at US\$470oz
- US\$7m free cash flow with a current 17 year life
- 5 year sale of concentrate agreement signed in November with Western Platinum (Lonmin subsidiary)



Pan African Resources plc

Evander



The African Focused Precious Metals Producer

Overview of Evander Gold Mines: 50:50 Joint Venture with Wits Gold



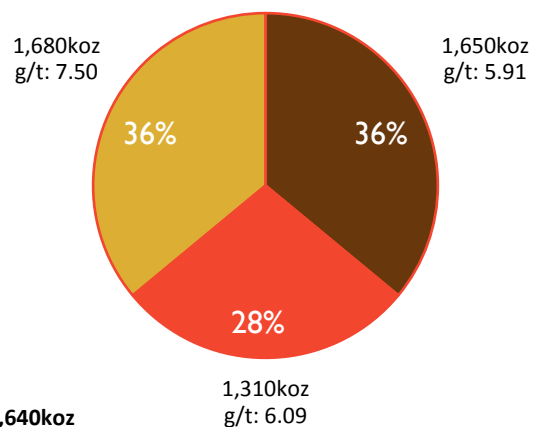
Evander Mining Authorisation

- Proposed acquisition of Harmony's Evander Gold Mines for a total consideration of up to ZAR 1.7 billion (£139 million)
- Includes:
 - Newly upgraded underground infrastructure
 - An attributable reserve of 3.8Moz at a recovered grade of 8.02 g/t
 - An attributable resource of 16.26Moz at a grade of 6.88g/t
 - 2 shallow development projects
 - A significant surface tailings resource of 100Mt grading 0.29g/t
- Cash costs of cUS\$815 with a current 15 year life
- Opportunity for Pan African to increase gold production by 50,000 oz per annum also adding significant project pipeline
- Pan African's management team has significant previous experience on this project

Mineral Resource Management

Gold resource (gross *in situ*) – Pan African Resources PLC

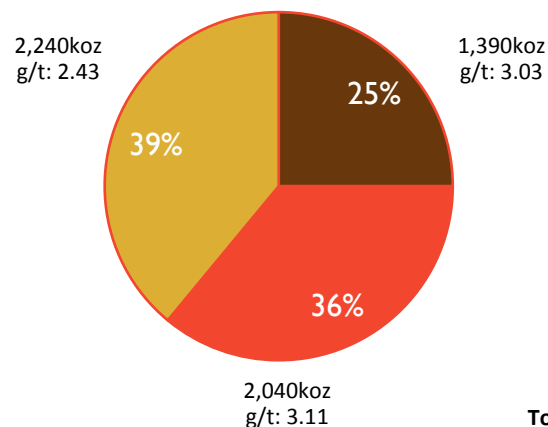
31 December 2010



Total: 4,640koz

■ Measured ■ Indicated ■ Inferred

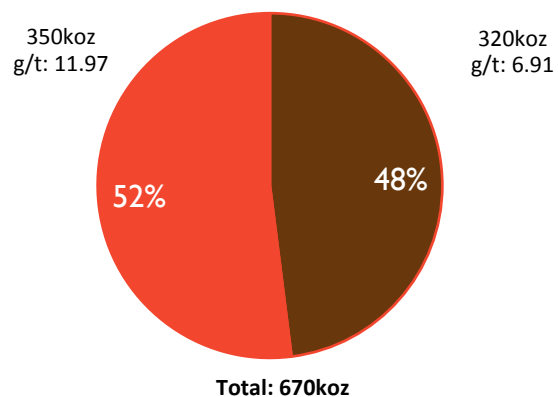
31 December 2011



Total: 5,670koz

Gold reserves (*recovered*) – Pan African Resources PLC

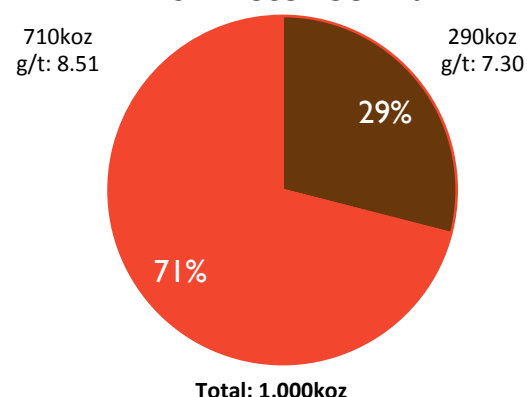
31 December 2010



Total: 670koz

■ Proved ■ Probable

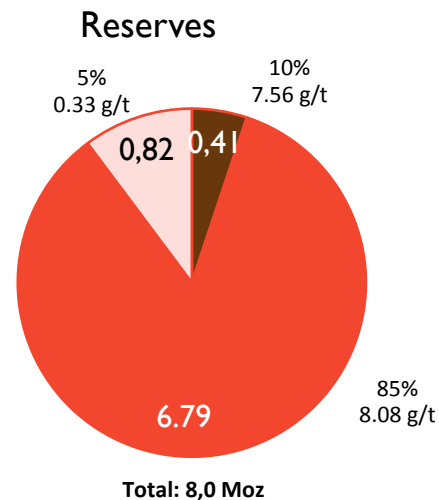
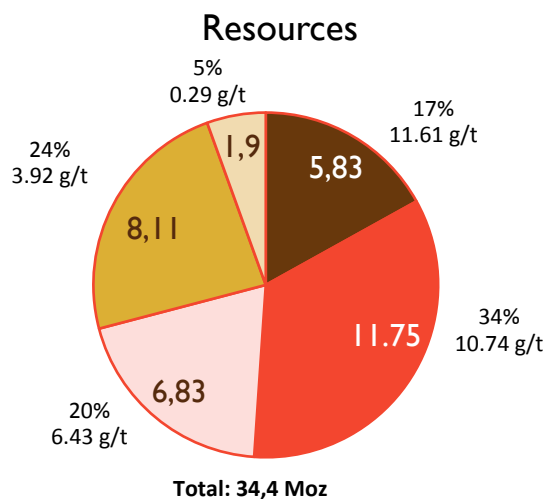
31 December 2011



Total: 1,000koz

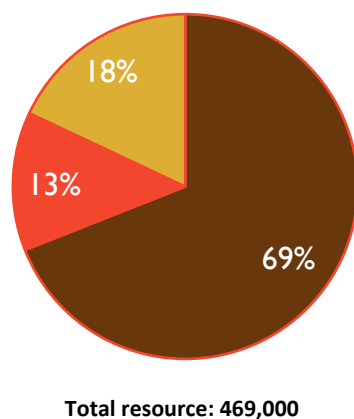
Mineral Resource Management

Evander resource (gross *in situ*) – and reserves (recovered)

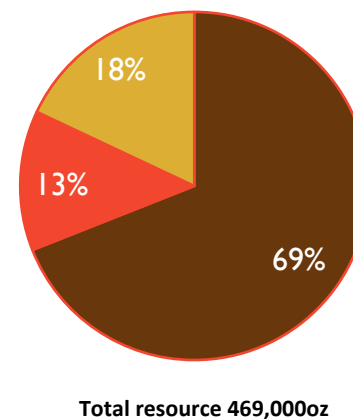


8 Shaft Rolspruit Poplar Evander South Libra

Platinum reserves (gross *in situ*) – Phoenix Platinum Mining
6 months ended 31 December 2010



6 months ended 31 December 2011



Measured Indicated Inferred

Pan African Outlook



- Continue to produce gold at Barberton Mines at lowest possible cash cost
- Build-up production at Phoenix Platinum to 12,000oz of PGMs per annum
- Commence construction of a 1.2Mt per annum Barberton Tailings retreatment plant
- Complete Evander transaction
- Continue to grow and pay dividends
- Continue to build on a 5-year proven track record of delivery

Strategic Overview

- Gold and Platinum producer with a focus on:
 - Low cost base
 - High margin productivity and efficiency improvements
 - Significant growth potential
- Strong balance sheet and access to capital
- Shanduka Resources as highly regarded empowerment shareholder
- Positioned to capitalise on further opportunities within the precious metals sector

Quality ore-bodies

+

Experienced Management


+

Skilled Workforce

=

Significant Shareholder Return

(as demonstrated by 5 years of consecutive delivery)



Thank you



The African Focused Precious Metals Producer